

Call toll free **1-800-215-8220** to order casters or for more information

MEDCASTER BED CASTERS

MED-BED (MB)



New central lock
brake design

**HOSPITAL BED
PLASTIC (HP)**



Sturdy Nylon
Glass Filled

**HOSPITAL BED
STAINLESS (HS)**



304 Stainless Steel
Finish

**HOSPITAL BED
CHROME (HC)**



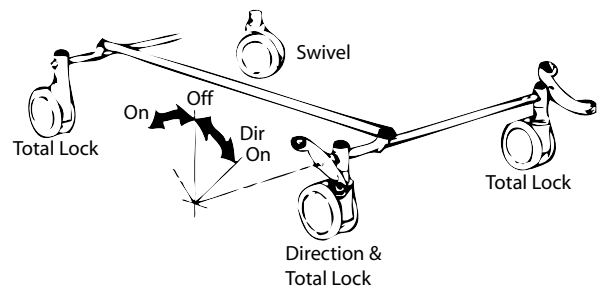
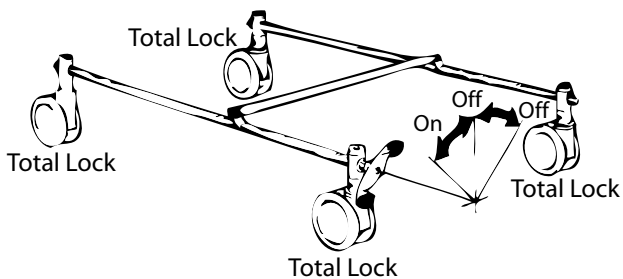
Attractive Chrome
Finish

**MED-BED
ULTRA (MU)**



Twin Wheel
Easy Turning in Tight
Spots

Typical Configurations for our Hospital bed Casters



Bed System Caster Accessories



T3: double lever,
round profile



A1: double lever in
chrome, flat profile



C1: steel
adapter



B5:
adapter



B3: change
lever



B1: chrome
change lever

Call toll free **1-800-215-8220** to order casters or for more information

MED-BED (MB)

FREE SWIVEL • TOTAL LOCK •
TOTAL/DIRECTION LOCK COMBO



New 8" Wheel Diameter Model

APPLICATIONS

- Hospital Beds
- Stretchers

Anti-Microbial wheels available. Consult factory.

FEATURES

- New 8" diameter models feature sealed precision ball raceway
- Wheels have full plastic thread guards
- Full double ball bearing raceways on 4" & 5" models
- Very Positive swivel lock—operates independently of the wheel brake, reducing wear and tendency to ratchet
- Precision ball bearings in wheels for easier rollability
- Wheels are crowned for easy rolling and turning
- Swivel rigs have a bright chrome finish
- Cam-hole orientation to customer specification - can be in direction of travel, or 90 degrees to direction of travel.
- Factory-set mechanism, maintenance-free for the life of the caster
- Stem with 4 x M8 fixing holes to suit all bed layouts and reduce extra inventory needs.

Our new central locking brake design provides a more positive wheel lock with more surface contact on the wheel. Caster meets ISO Standard 22882: 2004 Casters & Wheels - Requirements for Casters for Hospital Beds.

CENTRAL LOCKING TOTAL LOCK

Wheel Diameter Inches (mm)	Tread Width (Inches)	Wheel Description	Capacity (Lbs)	Load Height Inches (mm)	Swivel Radius Inches (mm)	Wheel Bearing	Model Number
4" (100)	1-1/4	Thermoplastic Rubber	175	5-7/16" (138)	3-15/32" (88)	Precision Ball	MB-04TPP-125-TL-___
5" (125)	1-1/4	Thermoplastic Rubber	220	6-27/64"(163)	3-37/64" (91)	Precision Ball	MB-05TPP-125-TL-___
8" (200)	1-1/4	Thermoplastic Rubber	330	9-7/16" (240)	6-3/8" (162)	Precision Ball	MB-08TPP-125-TL-___

CENTRAL LOCKING DIRECTIONAL AND TOTAL LOCK COMBO

4" (100)	1-1/4	Thermoplastic Rubber	175	5-7/16" (138)	3-15/32" (88)	Precision Ball	MB-04TPP-125-DT-___
5" (125)	1-1/4	Thermoplastic Rubber	220	6-27/64"(163)	3-37/64" (91)	Precision Ball	MB-05TPP-125-DT-___
8" (200)	1-1/4	Thermoplastic Rubber	330	9-7/16" (240)	6-3/8" (162)	Precision Ball	MB-08TPP-125-DT-___

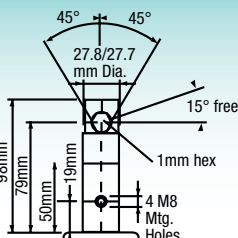
FREE SWIVEL MODELS

4" (100)	1-1/4	Thermoplastic Rubber	175	5-7/16" (138)	3-15/32" (88)	Precision Ball	MB-04TPP-125-SW-___
5" (125)	1-1/4	Thermoplastic Rubber	220	6-27/64"(163)	3-37/64" (91)	Precision Ball	MB-05TPP-125-SW-___
8" (200)	1-1/4	Thermoplastic Rubber	330	9-7/16" (240)	6-3/8" (162)	Precision Ball	MB-08TPP-125-DT-___

Locking Models

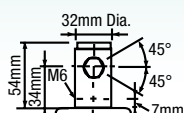
CL01

M8 threaded holes for fitting either in the direction of travel or 90 degrees to direction of travel



CL02

M6 threaded holes for fitting either in the direction of travel.



Free Swivel Models



27.8mm x 45mm for tubular frame with 28mm ID



32mm x 54mm For tubular frame with 32mm ID

Call toll free **1-800-215-8220** to order casters or for more information

HOSPITAL BED PLASTIC (HP)

FREE SWIVEL • TOTAL LOCK • TOTAL/DIRECTION LOCK COMBO



APPLICATIONS

- Hospital Beds
- Stretchers

FEATURES

- Molded nylon with glass filler support
- Swivel, total lock and direction lock + total lock models available
- Available in grey finish
- Available with santoprene rubber, polyurethane and anti-static wheels
- Wheels are Non-marking
- Swivel raceway has sealed precision bearing for smooth easy swiveling
- Wheels are provided with sealed Precision bearing and full thread guards
- Resistant to many cleaning and disinfectant solutions
- M6 or M8 threaded holes for fitting either in the direction of travel or 90 degrees to direction of travel
- Cam holes are 90 degrees to direction of travel

HP hospital bed casters are molded nylon with glass filler support. Wheels and swivel feature precision bearing for smooth operation.

CENTRAL LOCKING FREE SWIVEL MODELS

Wheel Diameter Inches (mm)	Tread Width (Inches)	Wheel Description	Capacity (Lbs)	Load Height Inches (mm)	Swivel Radius Inches (mm)	Wheel Bearing	Model Number
4" (100)	1-1/4	Rubber on Plastic	198	5-45/64" (145)	3-15/32" (88)	Precision Ball	HP-04RPP-125-SW-____
4" (100)	1-1/4	Polyurethane	198	5-45/64" (145)	3-15/32" (88)	Precision Ball	HP-04PYP-125-SW-____
5" (125)	1-1/4	Rubber on Plastic	220	6-1/2" (165)	4-5/16" (109)	Precision Ball	HP-05RPP-125-SW-____
5" (125)	1-1/4	Polyurethane	220	6-1/2" (165)	4-5/16" (109)	Precision Ball	HP-05PYP-125-SW-____
6" (150)	1-1/4	Rubber on Plastic	220	7-43/64" (195)	4-57/64" (124)	Precision Ball	HP-06RPP-125-SW-____
6" (150)	1-1/4	Polyurethane	220	7-43/64" (195)	4-57/64" (124)	Precision Ball	HP-06PYP-125-SW-____
8" (200)	1-1/4	Rubber on Plastic	264	9-57/64" (251)	6-37/64" (167)	Precision Ball	HP-08RPP-125-SW-____
8" (200)	1-1/4	Polyurethane	264	9-57/64" (251)	6-37/64" (167)	Precision Ball	HP-08PYP-125-SW-____

See total lock and direction lock models on next page

Free Swivel Models (Total/Direction next page)

RS03



27.8mm x 45mm for tubular frame with 28mm ID

RS05



32mm x 54mm For tubular frame with 32mm ID

Call toll free **1-800-215-8220** to order casters or for more information

HOSPITAL BED PLASTIC (HP)

FREE SWIVEL • TOTAL LOCK •
TOTAL/DIRECTION LOCK COMBO

CENTRAL LOCKING TOTAL LOCK MODELS

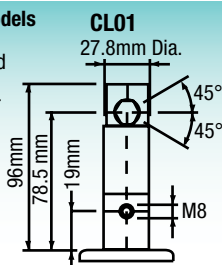
Wheel Diameter Inches (mm)	Tread Width (Inches)	Wheel Description	Capacity (Lbs)	Load Height Inches (mm)	Swivel Radius Inches (mm)	Wheel Bearing	Model Number
4" (100)	1-1/4	Rubber on Plastic	198	5-45/64" (145)	3-15/32" (88)	Precision Ball	HP-04RPP-125-TL-____
4" (100)	1-1/4	Polyurethane	198	5-45/64" (145)	3-15/32" (88)	Precision Ball	HP-04PYP-125-TL-____
5" (125)	1-1/4	Rubber on Plastic	220	6-1/2" (165)	4-5/16" (109)	Precision Ball	HP-05RPP-125-TL-____
5" (125)	1-1/4	Polyurethane	220	6-1/2" (165)	4-5/16" (109)	Precision Ball	HP-05PYP-125-TL-____
6" (150)	1-1/4	Rubber on Plastic	220	7-43/64" (195)	4-57/64" (124)	Precision Ball	HP-06RPP-125-TL-____
6" (150)	1-1/4	Polyurethane	220	7-43/64" (195)	4-57/64" (124)	Precision Ball	HP-06PYP-125-TL-____
8" (200)	1-1/4	Rubber on Plastic	264	9-57/64" (251)	6-37/64" (167)	Precision Ball	HP-08RPP-125-TL-____
8" (200)	1-1/4	Polyurethane	264	9-57/64" (251)	6-37/64" (167)	Precision Ball	HP-08PYP-125-TL-____

CENTRAL LOCKING DIRECTIONAL AND TOTAL LOCK COMBO

Wheel Diameter Inches (mm)	Tread Width (Inches)	Wheel Description	Capacity (Lbs)	Load Height Inches (mm)	Swivel Radius Inches (mm)	Wheel Bearing	Model Number
4" (100)	1-1/4	Rubber on Plastic	198	5-45/64" (145)	3-15/32" (88)	Precision Ball	HP-04RPP-125-DT-____
4" (100)	1-1/4	Polyurethane	198	5-45/64" (145)	3-15/32" (88)	Precision Ball	HP-04PYP-125-DT-____
5" (125)	1-1/4	Rubber on Plastic	220	6-1/2" (165)	4-5/16" (109)	Precision Ball	HP-05RPP-125-DT-____
5" (125)	1-1/4	Polyurethane	220	6-1/2" (165)	4-5/16" (109)	Precision Ball	HP-05PYP-125-DT-____
6" (150)	1-1/4	Rubber on Plastic	220	7-43/64" (195)	4-57/64" (124)	Precision Ball	HP-06RPP-125-DT-____
6" (150)	1-1/4	Polyurethane	220	7-43/64" (195)	4-57/64" (124)	Precision Ball	HP-06PYP-125-DT-____
8" (200)	1-1/4	Rubber on Plastic	264	9-57/64" (251)	6-37/64" (167)	Precision Ball	HP-08RPP-125-DT-____
8" (200)	1-1/4	Polyurethane	264	9-57/64" (251)	6-37/64" (167)	Precision Ball	HP-08PYP-125-DT-____

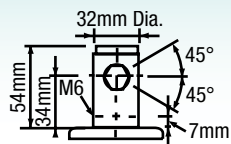
Locking Models

M8 threaded holes for fitting either in the direction of travel or 90 degrees to direction of travel



CLO2

M6 threaded holes for fitting either in the direction of travel.



HOSPITAL BED CHROME (HC)

FREE SWIVEL • TOTAL LOCK • TOTAL/DIRECTION LOCK COMBO



APPLICATIONS

- Hospital Beds
- Stretchers

FEATURES

- Bright Chrome Finish
- Wheels are non-marking
- Swivel, total lock and direction lock + total lock models available
- Available with santoprene rubber, polyurethane and anti-static wheels
- Resistant to many cleaning and disinfectant solutions
- Swivel raceway has sealed precision bearing for smooth easy swiveling
- Wheels are provided with sealed precision bearings for easy rolling
- Wheels feature full thread Guards
- M8 threaded holes for fitting either in the direction of travel or 90 degrees to direction of travel

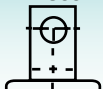
HC hospital bed chrome casters feature attractive bright chrome finish. Wheels and swivel feature precision bearing for smooth operation.

CENTRAL LOCKING FREE SWIVEL MODELS

Wheel Diameter Inches (mm)	Tread Width (Inches)	Wheel Description	Capacity (Lbs)	Load Height (Inches)	Swivel Radius (Inches)	Wheel Bearing	Model Number
4" (100)	1-1/4	Rubber on Plastic	220	5-29/32" (150)	3-45/64" (94)	Precision Ball	HC-04RPP-125-SW-____
4" (100)	1-1/4	Polyurethane	220	5-29/32" (150)	3-45/64" (94)	Precision Ball	HC-04PYP-125-SW-____
4" (100)	1-1/4	Polyurethane Anti-static	220	5-29/32" (150)	3-45/64" (94)	Precision Ball	HC-04APP-125-SW-____
5" (125)	1-1/4	Rubber on Plastic	220	6-57/64" (175)	4-15/64" (107)	Precision Ball	HC-05RPP-125-SW-____
5" (125)	1-1/4	Polyurethane	220	6-57/64" (175)	4-15/64" (107)	Precision Ball	HC-05PYP-125-SW-____
5" (125)	1-1/4	Polyurethane Anti-static	220	6-57/64" (175)	4-15/64" (107)	Precision Ball	HC-05APP-125-SW-____
6" (150)	1-1/4	Rubber on Plastic	240	7-7/8" (200)	4-31/32" (126)	Precision Ball	HC-06RPP-125-SW-____
6" (150)	1-1/4	Polyurethane	240	7-7/8" (200)	4-31/32" (126)	Precision Ball	HC-06PYP-125-SW-____
6" (150)	1-1/4	Polyurethane Anti-static	240	7-7/8" (200)	4-31/32" (126)	Precision Ball	HC-06APP-125-SW-____
8" (200)	1-1/4	Rubber on Plastic	264	9-27/32" (250)	6-1/16" (154)	Precision Ball	HC-08RPP-125-SW-____
8" (200)	1-1/4	Polyurethane	264	9-27/32" (250)	6-1/16" (154)	Precision Ball	HC-08PYP-125-SW-____
8" (200)	1-1/4	Polyurethane Anti-static	264	9-27/32" (250)	6-1/16" (154)	Precision Ball	HC-08APP-125-SW-____

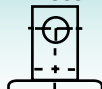
Free Swivel Models (Total/Direction next page)

RS03



27.8mm x 45mm
for tubular frame
with 28mm ID

RS05



32mm x 54mm
For tubular frame
with 32mm ID

See total lock and
direction lock models
on next page

HOSPITAL BED CHROME (HC)

FREE SWIVEL • TOTAL LOCK •
TOTAL/DIRECTION LOCK COMBO

CENTRAL LOCKING TOTAL LOCK MODELS

Wheel Diameter Inches (mm)	Tread Width (Inches)	Wheel Description	Capacity (Lbs)	Load Height (Inches)	Swivel Radius (Inches)	Wheel Bearing	Model Number
4" (100)	1-1/4	Rubber on Plastic	220	5-29/32" (150)	3-45/64" (94)	Precision Ball	HC-04RPP-125-TL-____
4" (100)	1-1/4	Polyurethane	220	5-29/32" (150)	3-45/64" (94)	Precision Ball	HC-04PYP-125-TL-____
4" (100)	1-1/4	Polyurethane Anti-static	220	5-29/32" (150)	3-45/64" (94)	Precision Ball	HC-04APP-125-TL-____
5" (125)	1-1/4	Rubber on Plastic	220	6-57/64" (175)	4-15/64" (107)	Precision Ball	HC-05RPP-125-TL-____
5" (125)	1-1/4	Polyurethane	220	6-57/64" (175)	4-15/64" (107)	Precision Ball	HC-05PYP-125-TL-____
5" (125)	1-1/4	Polyurethane Anti-static	220	6-57/64" (175)	4-15/64" (107)	Precision Ball	HC-05APP-125-TL-____
6" (150)	1-1/4	Rubber on Plastic	240	7-7/8" (200)	4-31/32" (126)	Precision Ball	HC-06RPP-125-TL-____
6" (150)	1-1/4	Polyurethane	240	7-7/8" (200)	4-31/32" (126)	Precision Ball	HC-06PYP-125-TL-____
6" (150)	1-1/4	Polyurethane Anti-static	240	7-7/8" (200)	4-31/32" (126)	Precision Ball	HC-06APP-125-TL-____
8" (200)	1-1/4	Rubber on Plastic	264	9-27/32" (250)	6-1/16" (154)	Precision Ball	HC-08RPP-125-TL-____
8" (200)	1-1/4	Polyurethane	264	9-27/32" (250)	6-1/16" (154)	Precision Ball	HC-08PYP-125-TL-____
8" (200)	1-1/4	Polyurethane Anti-static	264	9-27/32" (250)	6-1/16" (154)	Precision Ball	HC-08APP-125-TL-____

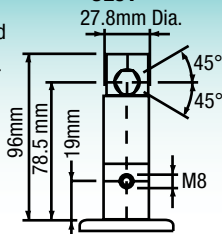
CENTRAL LOCKING DIRECTIONAL AND TOTAL LOCK COMBO

Wheel Diameter Inches (mm)	Tread Width (Inches)	Wheel Description	Capacity (Lbs)	Load Height (Inches)	Swivel Radius (Inches)	Wheel Bearing	Model Number
4" (100)	1-1/4	Rubber on Plastic	220	5-29/32" (150)	3-45/64" (94)	Precision Ball	HC-04RPP-125-DT-____
4" (100)	1-1/4	Polyurethane	220	5-29/32" (150)	3-45/64" (94)	Precision Ball	HC-04PYP-125-DT-____
4" (100)	1-1/4	Polyurethane Anti-static	220	5-29/32" (150)	3-45/64" (94)	Precision Ball	HC-04APP-125-DT-____
5" (125)	1-1/4	Rubber on Plastic	220	6-57/64" (175)	4-15/64" (107)	Precision Ball	HC-05RPP-125-DT-____
5" (125)	1-1/4	Polyurethane	220	6-57/64" (175)	4-15/64" (107)	Precision Ball	HC-05PYP-125-DT-____
5" (125)	1-1/4	Polyurethane Anti-static	220	6-57/64" (175)	4-15/64" (107)	Precision Ball	HC-05APP-125-DT-____
6" (150)	1-1/4	Rubber on Plastic	240	7-7/8" (200)	4-31/32" (126)	Precision Ball	HC-06RPP-125-DT-____
6" (150)	1-1/4	Polyurethane	240	7-7/8" (200)	4-31/32" (126)	Precision Ball	HC-06PYP-125-DT-____
6" (150)	1-1/4	Polyurethane Anti-static	240	7-7/8" (200)	4-31/32" (126)	Precision Ball	HC-06APP-125-DT-____
8" (200)	1-1/4	Rubber on Plastic	264	9-27/32" (250)	6-1/16" (154)	Precision Ball	HC-08RPP-125-DT-____
8" (200)	1-1/4	Polyurethane	264	9-27/32" (250)	6-1/16" (154)	Precision Ball	HC-08PYP-125-DT-____
8" (200)	1-1/4	Polyurethane Anti-static	264	9-27/32" (250)	6-1/16" (154)	Precision Ball	HC-08APP-125-DT-____

Locking Models

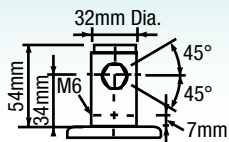
CL01

M8 threaded holes for fitting either in the direction of travel or 90 degrees to direction of travel



CL02

M6 threaded holes for fitting either in the direction of travel.



Call toll free **1-800-215-8220** to order casters or for more information

HOSPITAL BED STAINLESS (HS)

FREE SWIVEL • TOTAL LOCK • TOTAL/DIRECTION LOCK COMBO

APPLICATIONS

- Hospital Beds
- Stretchers

FEATURES

- Stainless Steel 304 Finish
- Wheels are Non-marking
- Swivel, total lock and direction lock + total lock models available
- Resistant to many cleaning and disinfectant solutions
- Wheels are provided with sealed precision bearings for easy rolling
- Wheels feature full thread guards
- Swivel raceway has sealed precision bearing for smooth easy swiveling
- Available with santoprene rubber, polyurethane and anti-static wheels
- Central Locking Stem and brake mechanism have Zinc Finish
- M8 threaded holes for fitting either in the direction of travel or 90 degrees to direction of travel



HS hospital bed chrome casters feature attractive 304 stainless steel. Wheels and swivel feature precision bearing for smooth operation.

CENTRAL LOCKING FREE SWIVEL MODELS

Wheel Diameter Inches (mm)	Tread Width (Inches)	Wheel Description	Capacity (Lbs)	Load Height (Inches)	Swivel Radius (Inches)	Wheel Bearing	Model Number
4" (100)	1-1/4	Rubber on Plastic	220	5-29/32" (150)	3-45/64" (94)	Precision Ball	HS-04RPP-125-SW-____
4" (100)	1-1/4	Polyurethane	220	5-29/32" (150)	3-45/64" (94)	Precision Ball	HS-04PYP-125-SW-____
4" (100)	1-1/4	Polyurethane Anti-static	220	5-29/32" (150)	3-45/64" (94)	Precision Ball	HS-04APP-125-SW-____
5" (125)	1-1/4	Rubber on Plastic	220	6-57/64" (175)	4-15/64" (107)	Precision Ball	HS-05RPP-125-SW-____
5" (125)	1-1/4	Polyurethane	220	6-57/64" (175)	4-15/64" (107)	Precision Ball	HS-05PYP-125-SW-____
5" (125)	1-1/4	Polyurethane Anti-static	220	6-57/64" (175)	4-15/64" (107)	Precision Ball	HS-05APP-125-SW-____
6" (150)	1-1/4	Rubber on Plastic	240	7-7/8" (200)	4-31/32" (126)	Precision Ball	HS-06RPP-125-SW-____
6" (150)	1-1/4	Polyurethane	240	7-7/8" (200)	4-31/32" (126)	Precision Ball	HS-06PYP-125-SW-____
6" (150)	1-1/4	Polyurethane Anti-static	240	7-7/8" (200)	4-31/32" (126)	Precision Ball	HS-06APP-125-SW-____
8" (200)	1-1/4	Rubber on Plastic	264	9-27/32" (250)	6-1/16" (154)	Precision Ball	HS-08RPP-125-SW-____
8" (200)	1-1/4	Polyurethane	264	9-27/32" (250)	6-1/16" (154)	Precision Ball	HS-08PYP-125-SW-____
8" (200)	1-1/4	Polyurethane Anti-static	264	9-27/32" (250)	6-1/16" (154)	Precision Ball	HS-08APP-125-SW-____

Free Swivel Models (Total/Direction next page)

RS03



27.8mm x 45mm for tubular frame with 28mm ID

RS05



32mm x 54mm For tubular frame with 32mm ID

See total lock and direction lock models on next page

HOSPITAL BED STAINLESS (HS)

FREE SWIVEL • TOTAL LOCK •
TOTAL/DIRECTION LOCK COMBO

CENTRAL LOCKING TOTAL LOCK MODELS

Wheel Diameter Inches (mm)	Tread Width (Inches)	Wheel Description	Capacity (Lbs)	Load Height (Inches)	Swivel Radius (Inches)	Wheel Bearing	Model Number
4" (100)	1-1/4	Rubber on Plastic	220	5-29/32" (150)	3-45/64" (94)	Precision Ball	HS-04RPP-125-TL-____
4" (100)	1-1/4	Polyurethane	220	5-29/32" (150)	3-45/64" (94)	Precision Ball	HS-04PYP-125-TL-____
4" (100)	1-1/4	Polyurethane Anti-static	220	5-29/32" (150)	3-45/64" (94)	Precision Ball	HS-04APP-125-TL-____
5" (125)	1-1/4	Rubber on Plastic	220	6-57/64" (175)	4-15/64" (107)	Precision Ball	HS-05RPP-125-TL-____
5" (125)	1-1/4	Polyurethane	220	6-57/64" (175)	4-15/64" (107)	Precision Ball	HS-05PYP-125-TL-____
5" (125)	1-1/4	Polyurethane Anti-static	220	6-57/64" (175)	4-15/64" (107)	Precision Ball	HS-05APP-125-TL-____
6" (150)	1-1/4	Rubber on Plastic	240	7-7/8" (200)	4-31/32" (126)	Precision Ball	HS-06RPP-125-TL-____
6" (150)	1-1/4	Polyurethane	240	7-7/8" (200)	4-31/32" (126)	Precision Ball	HS-06PYP-125-TL-____
6" (150)	1-1/4	Polyurethane Anti-static	240	7-7/8" (200)	4-31/32" (126)	Precision Ball	HS-06APP-125-TL-____
8" (200)	1-1/4	Rubber on Plastic	264	9-27/32" (250)	6-1/16" (154)	Precision Ball	HS-08RPP-125-TL-____
8" (200)	1-1/4	Polyurethane	264	9-27/32" (250)	6-1/16" (154)	Precision Ball	HS-08PYP-125-TL-____
8" (200)	1-1/4	Polyurethane Anti-static	264	9-27/32" (250)	6-1/16" (154)	Precision Ball	HS-08APP-125-TL-____

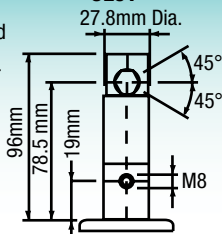
CENTRAL LOCKING DIRECTIONAL AND TOTAL LOCK COMBO

Wheel Diameter Inches (mm)	Tread Width (Inches)	Wheel Description	Capacity (Lbs)	Load Height (Inches)	Swivel Radius (Inches)	Wheel Bearing	Model Number
4" (100)	1-1/4	Rubber on Plastic	220	5-29/32" (150)	3-45/64" (94)	Precision Ball	HS-04RPP-125-DT-____
4" (100)	1-1/4	Polyurethane	220	5-29/32" (150)	3-45/64" (94)	Precision Ball	HS-04PYP-125-DT-____
4" (100)	1-1/4	Polyurethane Anti-static	220	5-29/32" (150)	3-45/64" (94)	Precision Ball	HS-04APP-125-DT-____
5" (125)	1-1/4	Rubber on Plastic	220	6-57/64" (175)	4-15/64" (107)	Precision Ball	HS-05RPP-125-DT-____
5" (125)	1-1/4	Polyurethane	220	6-57/64" (175)	4-15/64" (107)	Precision Ball	HS-05PYP-125-DT-____
5" (125)	1-1/4	Polyurethane Anti-static	220	6-57/64" (175)	4-15/64" (107)	Precision Ball	HS-05APP-125-DT-____
6" (150)	1-1/4	Rubber on Plastic	240	7-7/8" (200)	4-31/32" (126)	Precision Ball	HS-06RPP-125-DT-____
6" (150)	1-1/4	Polyurethane	240	7-7/8" (200)	4-31/32" (126)	Precision Ball	HS-06PYP-125-DT-____
6" (150)	1-1/4	Polyurethane Anti-static	240	7-7/8" (200)	4-31/32" (126)	Precision Ball	HS-06APP-125-DT-____
8" (200)	1-1/4	Rubber on Plastic	264	9-27/32" (250)	6-1/16" (154)	Precision Ball	HS-08RPP-125-DT-____
8" (200)	1-1/4	Polyurethane	264	9-27/32" (250)	6-1/16" (154)	Precision Ball	HS-08PYP-125-DT-____
8" (200)	1-1/4	Polyurethane Anti-static	264	9-27/32" (250)	6-1/16" (154)	Precision Ball	HS-08APP-125-DT-____

Locking Models

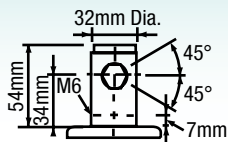
CL01

M8 threaded holes for fitting either in the direction of travel or 90 degrees to direction of travel



CL02

M6 threaded holes for fitting either in the direction of travel.



Call toll free **1-800-215-8220** to order casters or for more information

MED-ULTRA (MU)

FREE SWIVEL • TOTAL LOCK • TOTAL/DIRECTION LOCK COMBO



APPLICATIONS

- Hospital Beds
- Stretchers
- Ultrasonic Equipment

FEATURES

- Precision bearings in wheels
- Caster meets ISO Standard 22882: 2004 Caster & Wheels - Requirements for Casters for Hospital Beds.
- Central-locking brake design has very Positive swivel lock - operates independently of the wheel brake, reducing wear and tendency to ratchet
- Wheel brake can be applied dynamically without damage to mechanism.
- Factory-set mechanism, maintenance-free for the life of the caster
- Stem with 4 x M8 fixing holes to suit all bed layouts and reduce stock holding.

Dual wheel design improves turning. Our new central locking brake design provides a more positive wheel lock with more surface contact on the wheel. Caster meets ISO Standard 22882: 2004 Casters & Wheels - Requirements for Casters for Hospital Beds.

Wheel Diameter Inches (mm)	Tread Width Inches (mm)	Wheel Description	Capacity (Lbs)	Load Height Inches (mm)	Swivel Lead Inches (mm)	Wheel Bearing	Model Number
CENTRAL LOCKING TOTAL LOCK MODELS							
5" (125)	2-1/2"(65)	Polyurethane Gray	352	6-1/64" (153)	1-37/64" (40)	Precision Ball	MU-05PYP-283-TL-___
5" (125)	2-1/2"(65)	Polyurethane Anti-Static	352	6-1/64" (153)	1-37/64" (40)	Precision Ball	MU-05APP-283-TL-___
6" (150)	3-5/32"(80)	Polyurethane Gray	484	7-1/16" (179)	1-25/32" (45)	Precision Ball	MU-06PYP-283-TL-___
6" (150)	3-5/32"(80)	Polyurethane Anti-Static	484	7-1/16" (179)	1-25/32" (45)	Precision Ball	MU-06APP-283-TL-___

CENTRAL LOCKING DIRECTIONAL AND TOTAL LOCK COMBO							
5" (127)	2-1/2"(65)	Polyurethane Gray	352	6-1/64" (153)	1-37/64" (40)	Precision Ball	MU-05PYP-283-DT-___
5" (127)	2-1/2"(65)	Polyurethane Anti-Static	352	6-1/64" (153)	1-37/64" (40)	Precision Ball	MU-05APP-283-DT-___
6" (150)	3-5/32"(80)	Polyurethane Gray	484	7-1/16" (179)	1-25/32" (45)	Precision Ball	MU-06PYP-283-DT-___
6" (150)	3-5/32"(80)	Polyurethane Anti-Static	484	7-1/16" (179)	1-25/32" (45)	Precision Ball	MU-06APP-283-DT-___

FREE SWIVEL MODELS							
5" (127)	2-1/2"(65)	Polyurethane Gray	352	6-1/64" (153)	1-37/64" (40)	Precision Ball	MU-05PYP-283-SW-___
5" (127)	2-1/2"(65)	Polyurethane Anti-Static	352	6-1/64" (153)	1-37/64" (40)	Precision Ball	MU-05APP-283-SW-___
6" (150)	3-5/32"(80)	Polyurethane Gray	484	7-1/16" (179)	1-25/32" (45)	Precision Ball	MU-06PYP-283-SW-___
6" (150)	3-5/32"(80)	Polyurethane Anti-Static	484	7-1/16" (179)	1-25/32" (45)	Precision Ball	MU-06APP-283-SW-___

