

FAULTLESS/ RHOMBUS DIVISION



#378H...

Series 378/364

Load Capacity 220 Lbs.

Wheel Diameter (In.)	Tread Width (In.)	Wheel Material	Wheel Bearing	Load Rating (Lbs.) (Kg)		Swivel Caster	Rigid Caster No.	Total Lock	Directional Lock
4 (100 mm)	1 1/4" (32 mm)	Nylon/Black	Plain Bore	220	100	378a 00G100xZPF	364a 00G100xZPF	378h 00G100xZPF	378r 00G100xZPF
		Nylon/White	Plain Bore	220	100	378a 00G100pZPF	364a 00G100pZPF	378h 00G100pZPF	378r 00G100pZPF
		TPR/Nylon	Plain Bore	220	100	378a 29G100rZPF	364a 29G100rZPF	378h 29G100rZPF	378r 29G100rZPF
		TPR/Nylon	Precision	220	100	378a 29K100rZPF	364a 29K100rZPF	378h 29K100rZPF	378r 29K100rZPF
		TPR/Nylon Antistatic	Precision	220	100	378a 29K100aZPF	364a 29K100aZPF	378h 29K100aZPF	378r 29K100aZPF
		PU/Nylon	Plain Bore	220	100	378a 29G100vZPF	364a 29G100vZPF	378h 29G100vZPF	378r 29G100vZPF
		PU/Nylon	Precision	220	100	378a 29K100vZPF	364a 29K100vZPF	378h 29K100vZPF	378r 29K100vZPF
		PU/Nylon Antistatic	Precision	220	100	378a 29K100yZPF	364a 29K100yZPF	378h 29K100yZPF	378r 29K100yZPF
		Rubber/Steel	Cup & Cone	220	100	378a 32C100bZPF	364a 32C100bZPF	378h 32C100bZPF	378r 32C100bZPF
		Rubber/Steel Antistatic	Cup & Cone	220	100	378a 32C100aZPF	364a 32C100aZPF	378h 32C100aZPF	378r 32C100aZPF
Rubber/Steel Soft	Cup & Cone	220	100	378a 32C100wZPF	364a 32C100wZPF	378h 32C100wZPF	378r 32C100wZPF		
5 (125 mm)	1 1/4" (32 mm)	Nylon/Black	Plain Bore	220	100	378a 00G125xZPF	364a 00G125xZPF	378h 00G125xZPF	378r 00G125xZPF
		Nylon/White	Plain Bore	220	100	378a 00G125pZPF	364a 00G125pZPF	378h 00G125pZPF	378r 00G125pZPF
		TPR/Nylon	Plain Bore	220	100	378a 29G125rZPF	364a 29G125rZPF	378h 29G125rZPF	378r 29G125rZPF
		TPR/Nylon	Precision	220	100	378a 29K125rZPF	364a 29K125rZPF	378h 29K125rZPF	378r 29K125rZPF
		TPR/Nylon Antistatic	Plain Bore	220	100	378a 29G125aZPF	364a 29G125aZPF	378h 29G125aZPF	378r 29G125aZPF
		TPR/Nylon Antistatic	Precision	220	100	378a 29K125aZPF	364a 29K125aZPF	378h 29K125aZPF	378r 29K125aZPF
		PU/Nylon	Plain Bore	220	100	378a 29G125vZPF	364a 29G125vZPF	378h 29G125vZPF	378r 29G125vZPF
		PU/Nylon	Precision	220	100	378a 29K125vZPF	364a 29K125vZPF	378h 29K125vZPF	378r 29K125vZPF
		PU/Nylon Antistatic	Precision	220	100	378a 29K125yZPF	364a 29K125yZPF	378h 29K125yZPF	378r 29K125yZPF
		Rubber/Steel	Cup & Cone	220	100	378a 32C125bZPF	364a 32C125bZPF	378h 32C125bZPF	378r 32C125bZPF
Rubber/Steel Antistatic	Cup & Cone	220	100	378a 32C125aZPF	364a 32C125aZPF	378h 32C125aZPF	378r 32C125aZPF		
Rubber/Steel Soft	Cup & Cone	220	100	378a 32C125wZPF	364a 32C125wZPF	378h 32C125wZPF	378r 32C125wZPF		

Series 367/364/378

Load Capacity 180-220 Lbs.



#367H...



#378H...



#364A...

Specification

Diameter	3" 80 mm	4" 100 mm	5" 125 mm	6" 150 mm	8" 200 mm
Load Height	4.60" 117 mm	5.39" 137 mm	6.39" 162.5 mm	7.44" 189 mm	9.48" 241 mm
Offset	1.73" 44 mm	1.65" 42 mm	1.73" 44 mm	2.00" 51 mm	2.40" 61 mm
Caster Weight	1 lb/14 oz. 851 gr.	2 lb/5 oz. 1048 gr.	2 lb/9 oz. 1,162 gr.	3 lb/2 oz. 1,418 gr.	5 lb 2,268 gr.

Axle Diameter: .314" - 8mm

Plate Sizes:

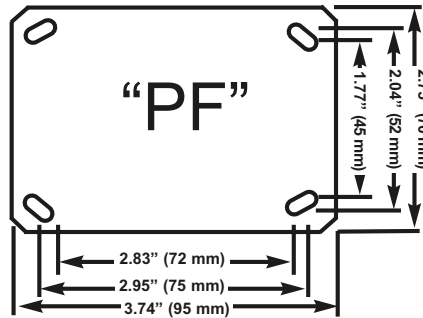
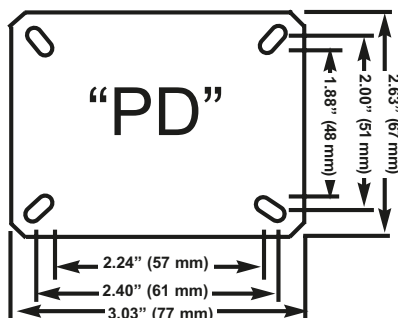


Plate / Thick
.0937"
2.37 mm

Hollow Kingpin/Stem Mount (alter suffix "PF" with one of the following options)

Part #	Mounting Style	Description
LD	Hollow Kingpin	.480" - fits 7/16" or 12 mm bolts
LU	Hollow Kingpin	.501" - fits 1/2" bolts
GU	Threaded Stem (riveted)	1/2" - 13 x 1 (stem pitch 1.95) 12.7 mm x 25.4 mm
R1	Expansion Stem	See chart on next page for sizes
029	Solid Stem	1" x 1-3/4" - Threaded hole M8/19 mm
422*	Solid Stem/metric	18 mm x 45 mm (.708" x 1.77"); M8/19
522*	Solid Stem/metric	24 mm x 45 mm (.944" x 1.77"); M8/19
116*	Solid Stem/metric	18 mm x 60 mm (.708" x 2.36"); M6/30


*Reducer bushing to fit 10 mm or 3/8" bolts please order part #09456 (Bushing is compatible with all "LD" - Hollow King Pin mounts.

*10 mm bolt available please order part # 09516

*12 mm bolt available please order part # 09509

Series 367/364/378

Load Capacity 180-220 Lbs.



Other Stems available used with "LU" hollow kingpin casters shown above.

Part #	Mounting Style	Description
LU 37	Grip Ring Pin	7/16" x 1-29/32
LU 40	Grip Ring Pin	7/16" x 1-3/8"
LU 48	Grip Ring Pin	1" x 1-3/4" Solid Stem with Threaded Hole (M8/19 mm)

*All above stems supplied separately with nut, unassembled (nut part # 09427)

Expansion Hardware Fittings



EXPANSION STEM ADAPTERS		
ROUND TUBING		
Catalog #	Range (Inches)	RANGE (Metric)
R66	.700 - .775	17.8 - 19.7
R67	.779 - .854	19.8 - 21.7
R68	.858 - .972	21.8 - 24.7
R69	.976 - 1.12	24.8 - 28.7
R70	1.13 - 1.28	28.8 - 32.7
SQUARE TUBING		
R71	.771 - .822	19.6 - 20.9
R72	.826 - .862	21.0 - 21.9
R73	.866 - .944	22.0 - 24.0
R75	1.01 - 1.12	25.8 - 28.5
R76	1.12 - 1.16	28.6 - 29.5
R77	1.16 - 1.28	29.6 - 32.7
R79	1.36 - 1.45	34.6 - 37.0

All above adapters supplied separately, unassembled.

Note: add stem suffix and one of the following adapter part # options Example: 367A 32C125bZ422-22.2

SOLID STEM ADAPTERS				
Solid Stem M8/19 mm threaded hole				
Stem #	Stem Diameter	Stem Length	Adapters Available	Adapter Part #
422	18 mm (.708")	45 mm (1.77")	22.2 mm (.866")	-22.2
522	24 mm (.944")	45 mm (1.77")	27.8 mm (1.09")	-27.2
522	24 mm (.944")	45 mm (1.77")	28 mm (1.10")	-28.0
Solid Stem M6/18 mm threaded hole				
116	18 mm (.708")	60 mm (2.36")	22.2 mm (.875") Round/Square	-22.2 Round -22.2 Square
For 1" x 1-3/4" solid stem with M8/19mm (see "029" stem on previous page)				

Wheel dimensions in inches are approximate but exact in millimeters.

CASTERS