

75 to 125 lb. capacity  
 $\frac{13}{16}$ " wheel tread width

# Light Duty Swivel Plate Casters

## STANDARD FEATURES

- **Light duty for general use.**
- **Double row swivel construction.**
- **$\frac{1}{4}$ " diameter rivet axle.**
- **Zinc-plated finish for corrosion resistance and appearance.**
- **Heat treat hardened and factory lubricated swivel raceways.**



**SERIES 9F48**  
 Double Row Swivel Plate Caster  
 (9F4852004000192)



**SERIES 9F78**  
 Double Row Swivel Plate Caster  
 (Chrome-plated finish is standard)  
 (9F7852004000292)



**SERIES 1F40**  
 One-piece Rigid Caster  
 (1F40520040001AU)

## OPTIONS Consult Factory (Available for 9F48 Series only)

### Wheel Brake



- Side mount pinch type wheel brake available for all swivel models.
- Nut and bolt axle recommended for wheel brake casters.

### Thread Guards



- Prevents objects from wrapping on wheel axle and obstructing rotation.
- Cannot be used with wheel brake.
- Available for most wheels.

### Other

Conductive Wheels  
 (2 x  $\frac{13}{16}$  and 3 x  $\frac{13}{16}$  Cushionex Supreme)

Chrome Plated Finish

Nut and Bolt Axle



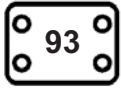
**SERIES 9F48**  
 Double Row Swivel Plate Caster  
 (9F4853B26000193)

**\*\* Plate Code Number**

### Top Plate Choices




Overall Size: 1-3/16" x 2"  
Hole Spacing: 13/16" x 1-9/16"  
Hole Diameter: 1/4"  
Bolt Diameter: #10 Screw



Overall Size: 1-29/32" x 2-5/8"  
Hole Spacing: 15/16" x 2-1/8"  
Hole Diameter: 9/32"  
Bolt Diameter: 1/4"



Overall Size: 1-29/32" x 2-5/8"  
Hole Spacing: 1-13/32" x 2-1/8"  
Hole Diameter: 13/64"  
Bolt Diameter: 3/16"



Overall Size: 1-7/8" x 2-5/8"  
Hole Spacing: 31/32" x 1-7/8"  
Hole Diameter: 1/4"  
Bolt Diameter: #10 Screw  
(AU Plate is available for 2" Rigid Caster only.)

### Wheel Types



**Cushionex Supreme**  
Black soft rubber tread molded to black hard rubber core.



**Durafoam (Dished)**  
Black molded polypropylene.



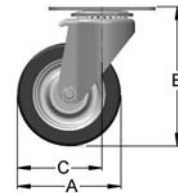
**Poly II Rubber**  
Gray thermoplastic rubber tread molded to black polypropylene core.



**Sintered Metal**  
Powdered iron compacted and sintered.



**Spartan Supreme**  
Black hard rubber tread molded to black hard rubber core.



<b>A</b> Wheel Dia. (inches)	Approximate Tread Width (inches)	Caster Capacity (pounds)	Wheel Bearing Type	<b>B</b> Height (inches)	<b>C</b> Swivel Radius (inches)	Approximate Weight (pounds)	Swivel Caster Part No.	Rigid Caster Part No.
<b>SERIES 9F48 SWIVEL AND 1F40 RIGID PLATE CASTERS</b>								
<b>CUSHIONEX SUPREME WHEEL</b>								
2	13/16	75	Delrin	2-5/8	1-7/8	1/2	9F48520040001**	1F40520040001AU
2-1/2	13/16	90	Delrin	3-3/16	2-1/8	1/2	9F48570040001**	-
3	13/16	100	Delrin	3-11/16	2-1/2	3/4	9F48530040001**	-
<b>POLY II RUBBER WHEEL</b>								
2	13/16	75	Plain	2-5/8	1-7/8	1/2	9F4852P260001**	1F4052P260001AU
3	13/16	100	Plain	3-11/16	2-1/2	3/4	9F4853P260001**	-
<b>SPARTAN SUPREME WHEEL</b>								
2	13/16	100	Delrin	2-5/8	1-7/8	1/2	9F48520090001**	1F40520090001AU
2-1/2	13/16	115	Delrin	3-3/16	2-1/8	1/2	9F48570090001**	-
3	13/16	125	Delrin	3-11/16	2-1/2	3/4	9F48530090001**	-
<b>DURAFOAM WHEEL</b>								
2	3/4	100	Plain	2-5/8	1-7/8	1/2	9F48521270001**	1F40521270001AU
2-1/2	13/16	115	Plain	3-3/16	2-1/8	1/2	9F48571270001**	-
3	3/4	125	Plain	3-11/16	2-1/2	1/2	9F48531270001**	-
<b>SINTERED METAL WHEEL</b>								
2	15/16	125	Plain	2-5/8	1-7/8	3/4	9F48520110001**	1F40520110001AU
<b>SERIES 9F78 DOUBLE BALL SWIVEL PLATE CASTERS</b>								
<b>CUSHIONEX SUPREME WHEEL</b>								
2	Ball	75	Sintered	2-11/16	1-7/8	1/2	9F7852004000292	-
<b>SPARTAN SUPREME WHEEL</b>								
2	Ball	100	Sintered	2-11/16	1-7/8	1/2	9F7852009000292	-

\*\* NOTE: For your plate choice, replace \*\* in part number with plate code number shown in plate choices.