

Light-Medium Duty Total-Lock Swivel, Swivel and Rigid Plate Casters

110 to 220 lb. capacity

1 1/4" wheel tread width


STANDARD FEATURES

- **Two independent rows of hardened, polished ball bearings roll freely in lubricated raceways.**
- **Corrosion-resistant zinc finish.**
- **Total-lock swivel caster is ideal for institutional racks, laundry trucks, packaging equipment and more; locks both wheel and swivel.**
- **Brake lever is easy to access and operate.**

These rugged casters roll smoothly and clean easily for all types of food handling, health care and commercial/ industrial applications. The foot-operated total-lock brake is available on all swivel casters.



Swivel Caster with Total Lock Brake (stainless steel caster shown)



Swivel Caster
Rigid Caster

Stainless steel casters are available in all sizes. Contact factory for ordering information.

Wheel Types

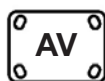
Rubber
Thermoplastic non-marking rubber tread on plastic hub with ball bearings and threadguards.



Urethane
Thermoplastic non-marking polyurethane tread on plastic hub with ball bearings and threadguards.



Top Plate Specifications



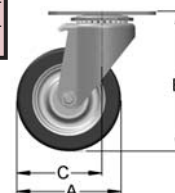
Bolt Hole Spacing: 1.77" x 2.95" slotted to 2.05" x 2.84"

Mounting Bolt Size: 5/16"

Overall Plate Size: 2-3/4" x 3-3/4"

A	Approximate Wheel Dia. (inches)	Approximate Tread Width (inches)	Caster Capacity (pounds)	Wheel Bearing Type	B Height (inches)	C Swivel Radius* (inches)	Approximate Weight (pounds)	Total Lock Swivel Caster Part No.	Swivel Caster Part No.	Rigid Caster Part No.
THERMOPLASTIC RUBBER TREAD WHEEL										
3	1-1/4	110	Ball	4-3/16	4-1/4	1-3/4	8FC803H2600F1AV	8FC803H260011AV	8FC003H260011AV	
4	1-1/4	175	Ball	5-5/16	4-1/4	2	8FC804H2600F1AV	8FC804H260011AV	8FC004H260011AV	
5	1-1/4	220	Ball	6-5/16	4-1/4	2-1/8	8FC805H2600F1AV	8FC805H260011AV	8FC005H260011AV	
POLYURETHANE TREAD WHEEL										
3	1-1/4	110	Ball	4-3/16	4-1/4	1-3/4	8FC803H2500F1AV	8FC803H250011AV	8FC003H250011AV	
4	1-1/4	175	Ball	5-5/16	4-1/4	2	8FC804H2500F1AV	8FC804H250011AV	8FC004H250011AV	
5	1-1/4	220	Ball	6-5/16	4-1/4	2-1/8	8FC805H2500F1AV	8FC805H250011AV	8FC005H250011AV	

* Swivel Radius represents a swivel caster with Total Lock Brake (Non Brake versions will be less). Weight represents a swivel caster with Total Lock Brake (Non Brake and Rigid versions will be less).




Shock Absorbing Casters


STANDARD FEATURES

SHOCK ABSORBING CASTERS

- **The shock-absorbing mechanism protects loads from shock impact and vibrations and reduces bounce .**
- **Foot activated tread contact brake.**
- **Thread guard on wheels prevents threads, hair, tape, and other floor debris from accumulating on caster, restricting wheel rotation.**



Swivel Caster w/ Leading Edge Tread Brake (8W000328897)




Rigid Caster (8W000328697)

A	Approximate Wheel Dia. (inches)	Approximate Tread Width (inches)	Caster Capacity (pounds)	Wheel Bearing Type	B Height (inches)	C Swivel Radius* (inches)	Approximate Weight (pounds)†	Swivel Caster Part No.	Swivel Caster with Tread Lock Brake Part No.	Rigid Caster Part No.
RUBBER SOFT TREAD WHEEL/IRON CORE (BLACK HUB/BLACK TREAD)										
6	2	410	Roller	7-15/16	6-1/8	11-1/2	8W000328497	8W000328597	8W000328697	
POLYURETHANE SOFT TREAD WHEEL/ALUMINUM CORE (SILVER HUB/BLUE TREAD)										
6	2	900	Roller	7-15/16	6-1/8	11-1/2	8W000328797	8W000328897	8W000328997	

(*) Swivel Radius represents a swivel caster with Tread Lock Brake (Non Brake versions will be less).

(†) Weight represents a swivel caster with Tread Lock Brake (Non Brake and Rigid will be less).



90 Plate Dimensions

Overall Size: 4" x 4-1/2"
Hole Spacing: 2-5/8" x 3-5/8" slotted to 3" x 3"
Hole Diameter: 3/8" x 3/4" slots
Bolt Diameter: 3/8"