



S5043-A27D-PROF-BB-TG-TLB

FEATURES

- KINGPIN:** 9/16" diameter rivet
- RACEWAY:** 1/4" diameter upper race; 1/4" diameter lower race
- BUSHING:** Nylon, steel or ball bearing, delrin bearing or roller bearing (steel or nylon)
- AXLE & NUT:** 3/8" diameter axle & lock nut, 1 1/2" axle on 6" TLB yokes
- FINISH:** Corrosion resistant bright zinc finish
- HARDENED:** Washers
- SPECIAL:** Wide variety of tread sizes & stems available.
- LEG SPACING:** 1 3/4"

Excellent for:

- Medium duty uses
- Mobile warehousing equipment
- Stock trucks
- Institutional uses

Options:

- TLB** Top Locking Brake (swivel & rigid)
- TG** Thread Guards
- RB** Roller Bearings
- DB** Delrin Bearings
- Z** Zerk Axle & Lock Nut
- NB** Nylon Roller Bearing
- BB** Ball Bearings
PROF, SR, SRG & U, 1 1/4" Wheels Only

Finish

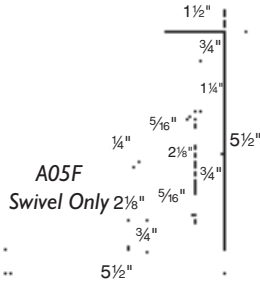
- Inquiries on other finishes welcome
- 5022 Chrome
 - 5024 Black
 - 5025 Yellow Chromate

WHEEL			CASTER			PART NUMBER		
Diameter	Tread Width	Bearing Type	Capacity Lbs.	Swivel Radius	Overall Height	Wheel Type	Swivel	Rigid
3"	1 1/4"	Nylon	250	2 7/8"	4"	Hard Rubber	S5033-***-HR	R5033-***-HR
	1 1/4"	Nylon	250			Polyolefin	S5033-***-PO	R5033-***-PO
	1 1/4"	Ball	250			ProTech Flat Tread	S5033-***-PROF-BB-TG	R5033-***-PROF-BB-TG
	1 1/4"	Nylon	250			ProTech Flat Tread	S5003-***-PROF	R5033-***-PROF
	1 1/4"	Nylon	250			Soft Rubber	S5033-***-SR	R5033-***-SR
	1 1/4"	Nylon	250			Soft Rubber Grey	S5033-***-SRG	R5033-***-SRG
	1 1/4"	Steel	250			Steel	S5033-***-ST	R5033-***-ST
	1 1/4"	Plain	250			Envirothane	S5033-***-U	R5033-***-U
	1 1/4"	Nylon	250			Envirothane Grey	S5033-***-UG	R5033-***-UG
	1 1/4"	Steel	350			High Temp Phenolic (475°)	S5033-***-HTPH	R5033-***-HTPH
4"	1 1/4"	Roller	350	3 1/4"	5"	Phenolic	S5033-***-PH	R5033-***-PH
	1 1/4"	Steel	350			Phenolic	S5033-***-PH-RB	R5033-***-PH-RB
	1 1/4"	Steel	250			Hard Rubber	S5043-***-HR	R5043-***-HR
	1 1/4"	Steel	250			High Temp Phenolic (475°)	S5043-***-HTPH	R5043-***-HTPH
	1 1/4"	Annular	250			Moldon Alum. Rubber	S5043-***-MAR-AB	R5043-***-MAR-AB
	1 1/4"	Ball	250			ProTech Flat Tread	S5043-***-PROF-BB-TG	R5043-***-PROF-BB-TG
	1 1/4"	Nylon	250			ProTech Flat Tread	S5043-***-PROF	R5043-***-PROF
	1 1/4"	Nylon	250			Soft Rubber	S5043-***-SR	R5043-***-SR
	1 1/4"	Nylon	250			Soft Rubber Grey	S5043-***-SRG	R5043-***-SRG
	1 1/4"	Steel	250			Steel	S5043-***-ST	R5043-***-ST
	1 1/4"	Nylon	250			Envirothane	S5043-***-U	R5043-***-U
	1 1/4"	Nylon	250			Envirothane Grey	S5043-***-UG	R5043-***-UG
	1 1/4"	Roller	350			Phenolic	S5043-***-PH	R5043-***-PH
1 1/4"	Plain	350	Phenolic	S5043-***-PH-RB	R5043-***-PH-RB			
1 1/2"	Steel	350	Polyolefin	S5043-***-1 1/2 PO	R5043-***-1 1/2 PO			

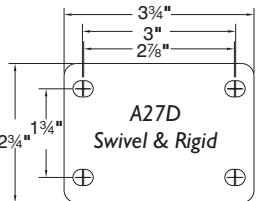
PLATE DIAGRAMS

STANDARD PLATE: A27D

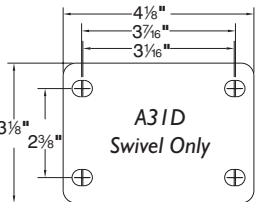
* Plate Thickness: 3/32"



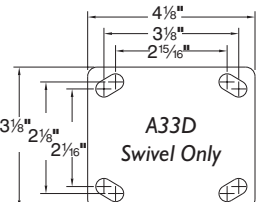
* Plate Thickness 5/32"



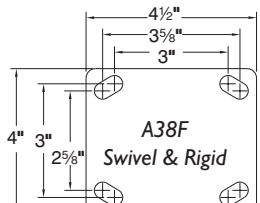
* Attaching Bolt Size For Plate 5/16"
(Formerly I25)



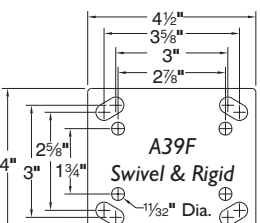
* Attaching Bolt Size For Plate 3/8"



* Attaching Bolt Size For Plate 5/16"



* Attaching Bolt Size For Plate 3/8"
Plate Thickness: 5/32" (Formerly I25L)



* Attaching Bolt Size For Plate 3/8" or 5/16"
Plate Thickness: 5/32" (Formerly I25H)

WHEEL			CASTER			PART NUMBER		
Diameter	Tread Width	Bearing Type	Capacity Lbs.	Swivel Radius	Overall Height	Wheel Type	Swivel	Rigid
5"	1 1/4"	Nylon	250	4"	6"	Hard Rubber	S5053-***-HR	R5053-***-HR
	1 1/4"	Ball	250			ProTech Flat Tread	S5053-***-PROF-BB-TG	R5053-***-PROF-BB-TG
	1 1/4"	Nylon	250			ProTech Flat Tread	S5053-***-PROF	R5053-***-PROF
	1 1/4"	Nylon	250			Soft Rubber	S5053-***-SR	R5053-***-SR
	1 1/4"	Nylon	250			Soft Rubber Grey	S5053-***-SRG	R5053-***-SRG
	1 1/4"	Steel	250			Steel	S5053-***-ST	R5053-***-ST
	1 1/4"	Nylon	250			Envirothane	S5053-***-U	R5053-***-U
	1 1/4"	Nylon	250			Envirothane Grey	S5053-***-UG	R5053-***-UG
	1 1/4"	Annular	275			Moldon Alum. Rubber	S5053-***-MAR	R5053-***-MAR
	1 1/4"	Steel	300			Phenolic	S5053-***-PH	R5053-***-PH
	1 1/4"	Steel	350			High Temp Phenolic (475°)	S5053-***-HTPH	R5053-***-HTPH
	1 1/4"	Plain	350			Phenolic	S5053-***-PH	R5053-***-PH
1 1/2"	Roller	250	Polyolefin	S5053-***-1%PO	R5053-***-1%PO			
6"	1 1/2"	Delrin	275	4 1/2"	7"	ProTech Flat Tread	S5063-***-PROF-DB	R5063-***-PROF-DB
	1 1/2"	Roller	275			ProTech Flat Tread	S5063-***-PROF-RB	R5063-***-PROF-RB
	1 1/2"	Steel	350			Phenolic	S5063-***-PH	R5063-***-PH
	1 1/2"	Steel	350			High Temp Phenolic (475°)	S5063-***-HTPH	R5063-***-HTPH
	1 1/2"	Roller	350			Phenolic	S5063-***-PH-RB	R5063-***-PH-RB
	1 1/2"	Plain	350			Polyolefin	S5063-***-PO	R5063-***-PO
	1 1/2"	Steel	350			Steel	S5063-***-ST	R5063-***-ST
	1 1/2"	Nylon	350			Envirothane	S5063-***-U	R5063-***-U
	1 1/2"	Nylon	350			Envirothane Grey	S5063-***-UG	R5063-***-UG

*Tread may be 1 1/4" or 1 1/2" at no extra charge

THREADED STEMS

THREADED STEMS	A


3/8-16 X B	3/8"
3/8-24 X B	3/8"
7/16-14 X B	7/16"
7/16-20 X B	7/16"
1/2-13 X B	1/2"
1/2-20 X B	1/2"
5/8-11 X B	5/8"
5/8-18 X B	5/8"



Threaded Stems:
S5000-3/8-10 X 4
S5000-7/8-9 X 4

ROUND STEMS	A	B	TYPE

750 X 4	3/4"	4"	Plain
875 X 4	3/4"	4"	Plain
1.000 X 4	1"	4"	Plain



Round Stems:
S5000-750 X 4
S5000-875 X 4
S5000-1.000 X 4

BOLT HOLE

BOLT HOLE	A

3/8" HOLE	3/8"
7/16" HOLE	7/16"
1/2" HOLE	1/2"
5/8" HOLE	5/8"



SPECIAL THREADS

