

# Typhoon SERIES

IMPROVED KINGPINFREE

DESIGN

3200 MAXIMUM CAPACITY LBS

NEW



STY63-A52I-U-RB



## FEATURES

- KINGPIN:** Kingpinfree
- RACEWAY:** 4" & 4½" Head diameter  
2¾" & 3¼" diameter kingpin raceway, ½" diameter hardened steel ball bearings
- BUSHING:** Roller bearing with drilled and hardened steel spanner bushing & steel side washers
- AXLE & NUT:** ¾" axle & lock nut
- FINISH:** Corrosion resistant bright zinc finish
- LUBRICATION:** Grease nipple in race
- HARDENED:** Yes
- LEGS:** 5/16" thick, double welded
- LEG SPACING:** 3" & 3½"

### Excellent for:

- Abusive conditions
- Tow lines
- Industrial platform trucks
- Most hardworking industrial functions
- Economical handling of heavy loads where severe abuse is present

### Options:

- SWH** Steel Side Washers Hardened
- TLB** Top Locking Brake
- TLBI** ALGrip
- SLB** Side Locking Brake
- TSB** Thumb Screw Brake
- TG** Thread Guards
- OH** Special Overall Height

### Finish

Inquiries on finishes welcome

### Special

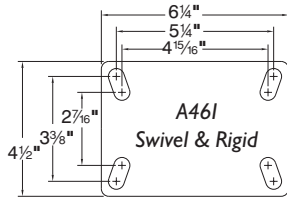
- Kingpinfree

WHEEL			CASTER			PART NUMBER		
Diameter	Tread Width	Bearing Type	Capacity Lbs.	Swivel Radius	Overall Height	Wheel Type	Swivel	Rigid
6"	2½"	Roller	620	4¼"	7½"	Moldon Rubber	STY625-***-MR-RB	RTY625-***-MR-RB
		Roller	1200			Envirothane	STY625-***-U-RB	RTY625-***-U-RB
		Precision	1200			Envirothane	STY625-***-U-PB	RTY625-***-U-PB
		Roller	1500			Moldon Urethane	STY625-***-UR-RB	RTY625-***-UR-RB
		Roller	1600			Phenolic	STY625-***-PH-RB	RTY625-***-PH-RB
		Roller	2000			V Groove	STY625-***-VG-RB	RTY625-***-VG-RB
		Roller	2500			Solid Steel (Crowned)	STY625-***-SS-RB	RTY625-***-SS-RB
	3"	Roller	750	4¼"	7½"	Moldon Rubber	STY63-***-MR-RB	RTY63-***-MR-RB
		Tapered	800			Moldon Rubber	STY63-***-MRR-TB	RTY63-***-MRR-TB
		Tapered	1400			Moldon Urethane	STY63-***-URR-TB	RTY63-***-URR-TB
		Roller	1800			Moldon Urethane	STY63-***-UR-RB	RTY63-***-UR-RB
		Roller	2000			Phenolic	STY63-***-PH-RB	RTY63-***-PH-RB
		Roller	2800			Solid Steel (Crowned)	STY63-***-SSR-RB	RTY63-***-SSR-RB
		Tapered	3100			Steel	STY63-***-SSR-TB	RTY63-***-SSR-TB
8"	2½"	Roller	830	5⅞"	9½"	Moldon Rubber	STY825-***-MR-BB	RTY825-***-MR-BB
		Roller	1600			Envirothane	STY825-***-U-RB	RTY825-***-U-RB
		Precision	1600			Envirothane	STY825-***-U-PB	RTY825-***-U-PB
		Roller	2000			Moldon Urethane	STY825-***-UR-RB	RTY825-***-UR-RB
		Roller	2000			Phenolic	STY825-***-PH-RB	RTY825-***-PH-RB
		Roller	2500			V Groove	STY825-***-VG-RB	RTY825-***-VG-RB
		Roller	2600			Solid Steel (Crowned)	STY825-***-SS-RB	RTY825-***-SS-RB
	Tapered	2600	Steel	STY825-***-SS-TB	RTY825-***-SS-TB			
	3"	Roller	950	5⅞"	9½"	Moldon Rubber	STY83-***-MR-RB	RTY83-***-MR-RB
		Tapered	1000			Moldon Rubber	STY83-***-MRR-TB	RTY83-***-MRR-TB
		Roller	2500			Moldon Urethane	STY83-***-URR-RB	RTY83-***-URR-RB
		Tapered	2500			Moldon Urethane	STY83-***-URR-TB	RTY83-***-URR-TB
		Roller	2500			Phenolic	STY83-***-PH-RB	RTY83-***-PH-RB
		Roller	3100			V Groove	STY83-***-VG-RB	RTY83-***-VG-RB
Roller		3200	Solid Steel (Crowned)			STY83-***-SSR-RB	RTY83-***-SSR-RB	
Tapered	3200	V Groove	STY83-***-VG-TB	RTY83-***-VG-TB				
Tapered	3200	Steel	STY83-***-SSR-TB	RTY83-***-SSR-TB				

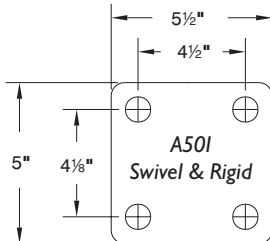
## PLATE DIAGRAMS

STANDARD PLATE: A52I

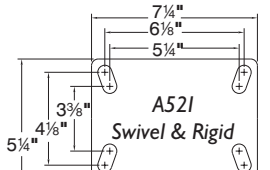
\* Plate Thickness: 5/16"



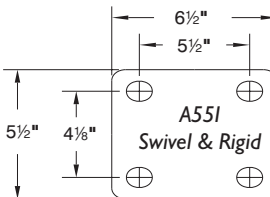
\* Attaching Bolt Size For Plate 1/2"



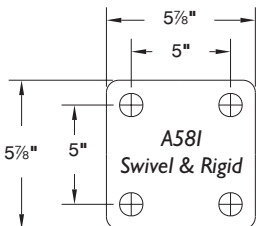
\* Attaching Bolt Size For Plate 1/2"  
(Formerly 125A)



\* Attaching Bolt Size For Plate 1/2"  
(Formerly 125)



\* Attaching Bolt Size For Plate 1/2"



\* Attaching Bolt Size For Plate 1/2"

WHEEL			CASTER			PART NUMBER		
Diameter	Tread Width	Bearing Type	Capacity Lbs.	Swivel Radius	Overall Height	Wheel Type	Swivel	Rigid
10"	2 1/2"	Roller	1000	7 3/8"	11 1/2"	Moldon Rubber	STY1025-***-MR-RB	RTY1025-***-MR-BB
		Roller	2300			Moldon Urethane	STY1025-***-UR-RB	RTY1025-***-UR-RB
		Roller	2300			Phenolic	STY1025-***-PH-RB	RTY1025-***-PH-RB
		Roller	2500			V Groove	STY1025-***-VG-RB	RTY1025-***-VG-RB
		Roller	2600			Steel	STY1025-***-SS-RB	RTY1025-***-SS-RB
	3"	Roller	1150	7 3/8"	11 1/2"	Moldon Rubber	STY103-***-MR-RB	RTY103-***-MR-RB
		Tapered	1250			Moldon Rubber	STY103-***-MRR-TB	RTY103-***-MRR-TB
		Roller	2700			Moldon Urethane	STY103-***-URR-RB	RTY103-***-URR-RB
		Roller	2900			Phenolic	STY103-***-PH-RB	RTY103-***-PH-RB
		Tapered	2900			Phenolic	STY103-***-PH-TB	RTY103-***-PH-TB
12"	2 1/2"	Roller	1150	9"	13 1/2"	Moldon Rubber	STY1225-***-MR-RB	RTY1225-***-MR-RB
		Roller	2500			Moldon Urethane	STY1225-***-UR-RB	RTY1225-***-UR-RB
		Roller	2600			Solid Steel (Crowned)	STY1225-***-SS-RB	RTY1225-***-SS-RB
		Roller	2600			Phenolic	STY1225-***-PH-RB	RTY1225-***-PH-RB
	3"	Roller	1300	9"	13 1/2"	Moldon Rubber	STY123-***-MR-RB	RTY123-***-MR-RB
		Tapered	1500			Moldon Rubber	STY123-***-MRR-TB	RTY123-***-MRR-TB
		Roller	3000			Moldon Urethane	STY123-***-UR-RB	RTY123-***-UR-RB
		Roller	3200			Solid Steel (Crowned)	STY123-***-SS-RB	RTY123-***-SS-RB
		Tapered	3200			Phenolic	STY123-***-PH-RB	RTY123-***-PH-RB
		Roller	3200			Moldon Urethane	STY123-***-URR-TB	RTY123-***-URR-TB
Tapered	3200	Phenolic	STY123-***-PH-TB	RTY123-***-PH-TB				
Tapered	3200	Steel	STY123-***-STR-TB	RTY123-***-STR-TB				
Tapered	3200	V Groove	STY123-***-VG-TB	RTY123-***-VG-TB				

## STEMS

THREADED STEMS			
***	A	B	TYPE
1/2-13 X 4	1/2"	4"	NC
5/8-11 X 4	5/8"	4"	NC
3/4-10 X 4	3/4"	4"	NC
7/8-9 X 4	7/8"	4"	NC
1.000 -8 X 4	1"	4"	NC
ROUND STEMS			
***	A	B	TYPE
500 X 4	1/2"	4"	Plain
625 X 4	5/8"	4"	Plain
750 X 4	3/4"	4"	Plain
875 X 4	7/8"	4"	Plain
1.000 X 4	1"	4"	Plain

A

B

Threaded Stems:

STY \_\_\_-1/2-13 X 4  
STY \_\_\_-5/8-11 X 4  
STY \_\_\_-3/4-10 X 4  
STY \_\_\_-7/8-9 X 4  
STY \_\_\_-1-8 X 4

A

B

Round Stems:  
STY \_\_\_-500 X 4  
STY \_\_\_-625 X 4  
STY \_\_\_-750 X 4  
STY \_\_\_-875 X 4  
STY \_\_\_-1.000 X 4