

BW/BWR "BESTWAY" SERIES CASTERS (formerly 3100/3300 and 7100/7300 Series)



1,000 lbs. Maximum Capacity

Top Plate: 4" x 4-1/2" Mounting Holes: 2-5/8" x 3-5/8" Slotted to 3" x 3" BHS 3/8" Hole Clearance

ALSO AVAILABLE IN STAINLESS STEEL (SEE PAGE 34)



BW/TLB-6200-BAL-RB



BW-6200-PN-RB

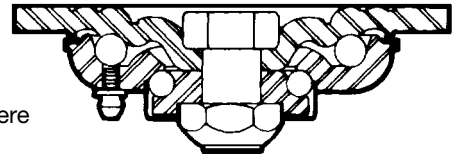


BW/BR-5150-BAL-RB

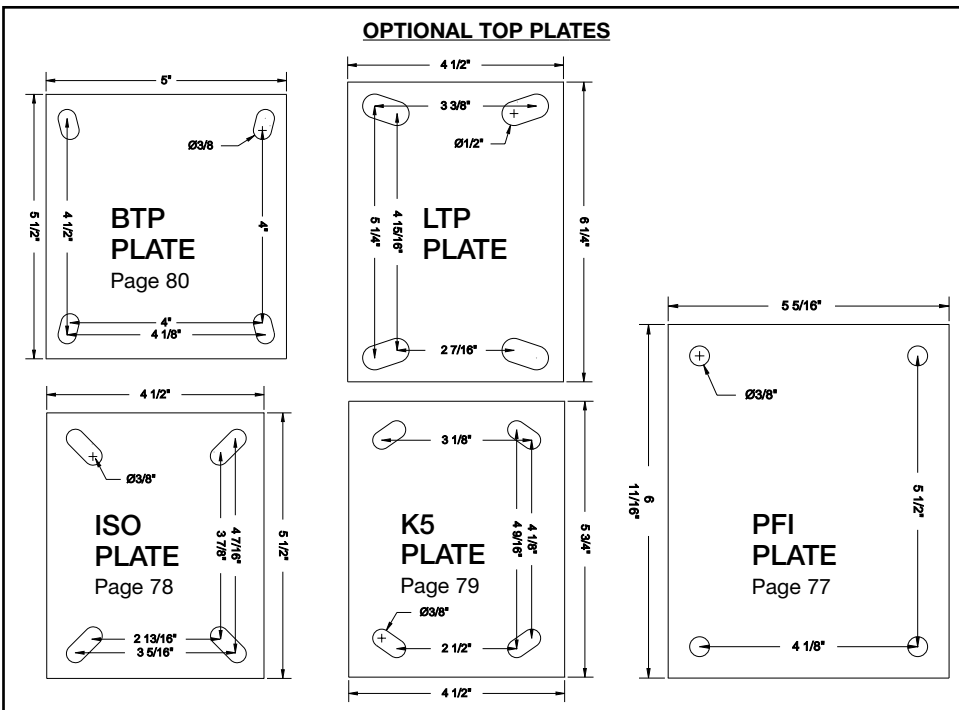


BWR/BR-4200C-UC-RB

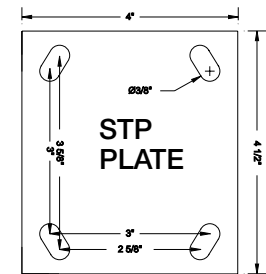
Our signature "Bestway" Series is simply the best caster available in the 600 to 1000 lb. capacity range. Top quality North American construction puts the imports to shame. This quiet caster is designed for easy swivelling and to take the abuse of rough, continuous service. Our superior 5/8" nut & bolt kingpin construction with precision double ball raceways prove much more durable than riveted models. Heavy 1/4" material is used throughout for maximum strength and longevity. These casters are zinc plated for lasting wear and feature a grease fitting in the swivel head for easy maintenance. A wide variety of standard options and wheel types make this a truly versatile caster and because we manufacture them here in North America we can offer quick delivery, full customization and competitive pricing. These top quality casters find extensive use in industrial plants, warehouses, institutions, department stores and anywhere that requires smooth mobility beneath a heavy load.



Cross-section illustrates the design of the generously proportioned upper and lower ball races, which ride on 5/16" and 1/4" diameter hardened ball bearings respectively.



STANDARD TOP PLATE



| Wheel Diam. | OH | Swiv. Rad. |
|-------------|--------|------------|
| 3" | 4-3/8" | 2-3/4" |
| 3-1/4"* | 4-1/2" | 2-13/16" |
| 4" | 5-5/8" | 3-13/16" |
| 5" | 6-1/2" | 4-7/16" |
| 6" | 7-1/2" | 4-9/16" |
| 8" | 9-1/2" | 5-7/8" |

| Swivel Model Number | Rigid Model Number | Tread Width | Wheel Type | Capacity (lbs.) | Bearing Type | Weight (Approx) Swivel | Weight (Approx) Rigid |
|---------------------------|--------------------|-------------|---------------------------|-----------------|--------------|------------------------|-----------------------|
| 3" Diameter Wheels | | | | | | | |
| BW-3150-BAL-RB | BWR-3150-BAL-RB | 1-1/2" | Phenolic | 500 | Roller | 4.5 | 3.5 |
| BW-3150-BST-RB | BWR-3150-BST-RB | 1-1/2" | Cast Steel | 500 | Roller | 6.0 | 5.0 |
| CONSULT FACTORY | BWR-3150-VG-RB | 1-1/2" | Cast Steel (V-Groove) | 350 | Roller | 5.5 | 4.5 |
| BW-3150-UC-RB | BWR-3150-UC-RB | 1-1/2" | Urethane on Cast | 400 | Roller | 5.5 | 4.5 |
| BW-3150C-ES-HRB | BWR-3150C-ES-HRB | 1-1/2" | Solid Elastomer (Crowned) | 350 | HD Roller | 4.5 | 3.5 |
| BW-3150-RMC-RB | BWR-3150-RMC-RB | 1-1/2" | Rubber Moldon (H90) | 300 | Roller | 5.5 | 4.5 |
| BW-3150-NY-RB | BWR-3150-NY-RB | 1-1/2" | White Nylon | 500 | Roller | 4.5 | 3.5 |
| BW-3200-BAL-RB* | BWR-3200-BAL-RB* | 2" | Phenolic | 700 | Roller | 4.5 | 3.5 |
| BW-3200-BST-RB | BWR-3200-BST-RB | 2" | Cast Steel | 700 | Roller | 7.0 | 6.0 |
| BW-3200-UC-RB | BWR-3200-UC-RB | 2" | Urethane on Cast | 540 | Roller | 6.0 | 5.0 |
| BW-3200-NY-RB | BWR-3200-NY-RB | 2" | White Nylon | 700 | Roller | 4.5 | 3.5 |

| Swivel Model Number | Rigid Model Number | Tread Width | Wheel Type | Capacity (lbs.) | Bearing Type | Weight (Approx) | |
|---------------------------|--------------------|-------------|-----------------------------|-----------------|----------------|-----------------|-------|
| | | | | | | Swivel | Rigid |
| 4" Diameter Wheels | | | | | | | |
| BW-4150-BAL-RB | BWR-4150-BAL-RB | 1-1/2" | Phenolic | 600 | Roller | 4.5 | 3.5 |
| BW-4150-HT-RB | BWR-4150-HT-RB | 1-1/2" | Hi-Temp Phenolic | 400 | Roller | 4.5 | 3.5 |
| BW-4150-BST | BWR-4150-BST | 1-1/2" | Cast Steel | 600 | Plain | 6.5 | 5.5 |
| BW-4150-BST-RB | BWR-4150-BST-RB | 1-1/2" | Cast Steel | 600 | Roller | 6.5 | 5.5 |
| CONSULT FACTORY | BWR-4150-VG-RB | 1-1/2" | Cast Steel (V-Groove) | 500 | Roller | 6.5 | 5.5 |
| BW-4150-UN-RB | BWR-4150-UN-RB | 1-1/2" | Star-Tech Urethane | 440 | Roller | 4.5 | 3.5 |
| BW-4150-UC-RB | BWR-4150-UC-RB | 1-1/2" | Urethane on Cast | 600 | Roller | 5.5 | 4.5 |
| BW-4150C-ES-HRB | BWR-4150C-ES-HRB | 1-1/2" | Solid Elastomer (Crowned) | 400 | HD Roller | 4.5 | 3.5 |
| BW-4150-MR-RB | BWR-4150-MR-RB | 1-1/2" | Multi-Purpose Rubber | 400 | Roller | 5.0 | 4.0 |
| BW-4150-EL-RB | BWR-4150-EL-RB | 1-1/2" | Eliminator Grey Rubber | 350 | Roller | 4.5 | 3.5 |
| BW-4150-RMC-RB | BWR-4150-RMC-RB | 1-1/2" | Rubber Moldon (H90) | 500 | Roller | 6.0 | 5.0 |
| BW-4150-NL-RB | BWR-4150-NL-RB | 1-1/2" | Ny-Lite | 420 | Roller | 4.5 | 3.5 |
| BW-4150-NY-RB | BWR-4150-NY-RB | 1-1/2" | White Nylon | 600 | Roller | 4.5 | 3.5 |
| BW-4200-BAL-RB | BWR-4200-BAL-RB | 2" | Phenolic | 800 | Roller | 5.0 | 4.0 |
| BW-4200-LAM-RB | BWR-4200-LAM-RB | 2" | Laminated Phenolic | 900 | Roller | 5.0 | 4.0 |
| BW-4200-HT-RB | BWR-4200-HT-RB | 2" | Hi-Temp Phenolic | 500 | Roller | 5.0 | 4.0 |
| BW-4200-BST-RB | BWR-4200-BST-RB | 2" | Cast Steel | 800 | Roller | 7.0 | 6.0 |
| CONSULT FACTORY | BWR-4200-VG-RB | 2" | Cast Steel (V-Groove) | 800 | Roller | 8.0 | 7.0 |
| BW-4200C-DU-RB | BWR-4200C-DU-RB | 2" | Ductile Iron (Crowned) | 900 | Roller | 8.5 | 7.5 |
| CONSULT FACTORY | BWR-4200-VGD-RB | 2" | Ductile Iron (V-Groove) | 900 | Roller | 8.0 | 7.0 |
| CONSULT FACTORY | BWR-4200-FLD-RB | 2" | Ductile Iron (Flanged) | 900 | Roller | 10.0 | 9.0 |
| BW-4200-UN-RB | BWR-4200-UN-RB | 2" | Star-Tech Urethane | 600 | Roller | 4.5 | 3.5 |
| BW-4200-UC-RB | BWR-4200-UC-RB | 2" | Urethane on Cast | 700 | Roller | 6.5 | 5.5 |
| BW-4200C-UC-RB | BWR-4200C-UC-RB | 2" | Urethane on Cast (Crowned) | 800 | Roller | 6.5 | 5.5 |
| BW-4200C-UBA-PBB | BWR-4200C-UBA-PBB | 2" | Urethane on Alum. (Crowned) | 900 | Precision Ball | 5.5 | 4.5 |
| BW-4200C-MBA-PBB | BWR-4200C-MBA-PBB | 2" | Megabest (Crowned) | 300 | Precision Ball | 5.5 | 4.5 |
| BW-4200C-ES-HRB | BWR-4200C-ES-HRB | 2" | Solid Elastomer (Crowned) | 800 | HD Roller | 5.0 | 4.0 |
| BW-4200C-ES-PBB | BWR-4200C-ES-PBB | 2" | Solid Elastomer (Crowned) | 800 | Precision Ball | 5.0 | 4.0 |
| BW-4200-MR-RB | BWR-4200-MR-RB | 2" | Multi-Purpose Rubber | 450 | Roller | 5.5 | 4.5 |
| BW-4200-EL-RB | BWR-4200-EL-RB | 2" | Eliminator Grey Rubber | 600 | Roller | 4.5 | 3.5 |
| BW-4200-RMC-RB | BWR-4200-RMC-RB | 2" | Rubber Moldon (H90) | 700 | Roller | 6.5 | 5.5 |
| BW-4200-NL-RB | BWR-4200-NL-RB | 2" | Ny-Lite | 500 | Roller | 4.5 | 3.5 |
| BW-4200-NY-RB | BWR-4200-NY-RB | 2" | White Nylon | 800 | Roller | 5.0 | 4.0 |
| 5" Diameter Wheels | | | | | | | |
| BW-5150-BAL-RB | BWR-5150-BAL-RB | 1-1/2" | Phenolic | 600 | Roller | 5.5 | 4.0 |
| BW-5150-BST-RB | BWR-5150-BST-RB | 1-1/2" | Cast Steel | 650 | Roller | 7.0 | 5.5 |
| BW-5150-UN-RB | BWR-5150-UN-RB | 1-1/2" | Star-Tech Urethane | 500 | Roller | 5.0 | 3.5 |
| BW-5150-UC-RB | BWR-5150-UC-RB | 1-1/2" | Urethane on Cast | 650 | Roller | 7.0 | 5.5 |
| BW-5150C-ES-HRB | BWR-5150C-ES-HRB | 1-1/2" | Solid Elastomer (Crowned) | 500 | HD Roller | 5.5 | 4.0 |
| BW-5150-MR-RB | BWR-5150-MR-RB | 1-1/2" | Multi-Purpose Rubber | 450 | Roller | 6.0 | 4.5 |
| BW-5150-EL-RB | BWR-5150-EL-RB | 1-1/2" | Eliminator Grey Rubber | 400 | Roller | 5.0 | 3.5 |
| BW-5150-RMC-RB | BWR-5150-RMC-RB | 1-1/2" | Rubber Moldon (H90) | 600 | Roller | 7.0 | 5.5 |
| BW-5150-NL-RB | BWR-5150-NL-RB | 1-1/2" | Ny-Lite | 550 | Roller | 5.0 | 3.5 |
| BW-5150-NY-RB | BWR-5150-NY-RB | 1-1/2" | White Nylon | 600 | Roller | 5.5 | 4.0 |
| BW-5200-BAL-RB | BWR-5200-BAL-RB | 2" | Phenolic | 900 | Roller | 6.0 | 4.5 |
| BW-5200-LAM-RB | BWR-5200-LAM-RB | 2" | Laminated Phenolic | 900 | Roller | 6.0 | 4.5 |
| BW-5200-HT-RB | BWR-5200-HT-RB | 2" | Hi-Temp Phenolic | 750 | Roller | 6.0 | 4.5 |
| BW-5200-BST-RB | BWR-5200-BST-RB | 2" | Cast Steel | 825 | Roller | 9.0 | 7.5 |
| CONSULT FACTORY | BWR-5200-VG-RB | 2" | Cast Steel (V-Groove) | 800 | Roller | 10.0 | 8.5 |
| BW-5200C-DU-RB | BWR-5200C-DU-RB | 2" | Ductile Iron (Crowned) | 900 | Roller | 9.0 | 7.5 |
| CONSULT FACTORY | BWR-5200-VGD-RB | 2" | Ductile Iron (V-Groove) | 900 | Roller | 10.0 | 8.5 |
| CONSULT FACTORY | BWR-5200-FLD-RB | 2" | Ductile Iron (Flanged) | 900 | Roller | 13.0 | 11.5 |
| BW-5200-UN-RB | BWR-5200-UN-RB | 2" | Star-Tech Urethane | 750 | Roller | 5.5 | 4.0 |
| BW-5200-UC-RB | BWR-5200-UC-RB | 2" | Urethane on Cast | 900 | Roller | 7.5 | 6.0 |
| BW-5200C-UC-RB | BWR-5200C-UC-RB | 2" | Urethane on Cast (Crowned) | 900 | Roller | 7.5 | 6.0 |
| BW-5200C-UBA-PBB | BWR-5200C-UBA-PBB | 2" | Urethane on Alum. (Crowned) | 900 | Precision Ball | 6.0 | 4.5 |
| BW-5200C-MBA-PBB | BWR-5200C-MBA-PBB | 2" | Megabest (Crowned) | 300 | Precision Ball | 6.0 | 4.5 |
| BW-5200C-ES-HRB | BWR-5200C-ES-HRB | 2" | Solid Elastomer (Crowned) | 900 | HD Roller | 5.5 | 4.0 |
| BW-5200C-ES-PBB | BWR-5200C-ES-PBB | 2" | Solid Elastomer (Crowned) | 900 | Precision Ball | 5.5 | 4.0 |
| BW-5200-MR-RB | BWR-5200-MR-RB | 2" | Multi-Purpose Rubber | 550 | Roller | 6.0 | 4.5 |
| BW-5200-EL-RB | BWR-5200-EL-RB | 2" | Eliminator Grey Rubber | 700 | Roller | 5.5 | 4.0 |
| BW-5200-RMC-RB | BWR-5200-RMC-RB | 2" | Rubber Moldon (H90) | 800 | Roller | 7.5 | 6.0 |
| BW-5200-NL-RB | BWR-5200-NL-RB | 2" | Ny-Lite | 650 | Roller | 5.5 | 4.0 |
| BW-5200-NY-RB | BWR-5200-NY-RB | 2" | White Nylon | 900 | Roller | 5.5 | 4.0 |

| Swivel Model Number | Rigid Model Number | Tread Width | Wheel Type | Capacity (lbs.) | Bearing Type | Weight (Approx) | |
|---------------------------|--------------------|-------------|-----------------------------|-----------------|----------------|-----------------|-------|
| | | | | | | Swivel | Rigid |
| 6" Diameter Wheels | | | | | | | |
| BW-6150-BAL-RB | BWR-6150-BAL-RB | 1-1/2" | Phenolic | 700 | Roller | 6.0 | 4.5 |
| BW-6150-UN-RB | BWR-6150-UN-RB | 1-1/2" | Star-Tech Urethane | 600 | Roller | 5.5 | 4.0 |
| BW-6150-UC-RB | BWR-6150-UC-RB | 1-1/2" | Urethane on Cast | 700 | Roller | 7.5 | 6.0 |
| BW-6150-MR-RB | BWR-6150-MR-RB | 1-1/2" | Multi-Purpose Rubber | 550 | Roller | 6.0 | 4.5 |
| BW-6150-EL-RB | BWR-6150-EL-RB | 1-1/2" | Eliminator Grey Rubber | 500 | Roller | 5.5 | 4.0 |
| BW-6150-RMC-RB | BWR-6150-RMC-RB | 1-1/2" | Rubber Moldon (H90) | 620 | Roller | 7.5 | 6.0 |
| BW-6150-NL-RB | BWR-6150-NL-RB | 1-1/2" | Ny-Lite | 600 | Roller | 5.0 | 3.5 |
| BW-6150-NY-RB | BWR-6150-NY-RB | 1-1/2" | White Nylon | 700 | Roller | 5.5 | 4.0 |
| BW-6200-BAL-RB | BWR-6200-BAL-RB | 2" | Phenolic | 900 | Roller | 7.0 | 5.5 |
| BW-6200-LAM-RB | BWR-6200-LAM-RB | 2" | Laminated Phenolic | 900 | Roller | 7.0 | 5.5 |
| BW-6200-HT-RB | BWR-6200-HT-RB | 2" | Hi-Temp Phenolic | 900 | Roller | 7.0 | 5.5 |
| BW-6200-BST-RB | BWR-6200-BST-RB | 2" | Cast Steel | 900 | Roller | 9.5 | 8.0 |
| CONSULT FACTORY | BWR-6200-VG-RB | 2" | Cast Steel (V-Groove) | 900 | Roller | 12.0 | 10.5 |
| BW-6200C-DU-RB | BWR-6200C-DU-RB | 2" | Ductile Iron (Crowned) | 900 | Roller | 11.5 | 10.0 |
| CONSULT FACTORY | BWR-6200-VGD-RB | 2" | Ductile Iron (V-Groove) | 900 | Roller | 12.0 | 10.5 |
| CONSULT FACTORY | BWR-6200-FLD-RB | 2" | Ductile Iron (Flanged) | 900 | Roller | 14.5 | 13.0 |
| BW-6200-UN-RB | BWR-6200-UN-RB | 2" | Star-Tech Urethane | 900 | Roller | 6.0 | 4.5 |
| BW-6200-UC-RB | BWR-6200-UC-RB | 2" | Urethane on Cast | 900 | Roller | 8.5 | 7.0 |
| BW-6200C-UC-RB | BWR-6200C-UC-RB | 2" | Urethane on Cast (Crowned) | 900 | Roller | 8.5 | 7.0 |
| BW-6200C-UBA-PBB | BWR-6200C-UBA-PBB | 2" | Urethane on Alum. (Crowned) | 900 | Precision Ball | 7.0 | 5.5 |
| BW-6200C-MBA-PBB | BWR-6200C-MBA-PBB | 2" | Megabest (Crowned) | 400 | Precision Ball | 7.0 | 5.5 |
| BW-6200-ES-HRB | BWR-6200-ES-HRB | 2" | Solid Elastomer | 900 | HD Roller | 7.0 | 5.5 |
| BW-6200-ES-PBB | BWR-6200-ES-PBB | 2" | Solid Elastomer | 900 | Precision Ball | 7.0 | 5.5 |
| BW-6200C-ES-HRB | BWR-6200C-ES-HRB | 2" | Solid Elastomer (Crowned) | 900 | HD Roller | 6.5 | 5.0 |
| BW-6200C-ES-PBB | BWR-6200C-ES-PBB | 2" | Solid Elastomer (Crowned) | 900 | Precision Ball | 6.5 | 5.0 |
| BW-6200C-EG-PBB | BWR-6200C-EG-PBB | 2" | Elastiglide (Crowned) | 900 | Precision Ball | 7.0 | 5.5 |
| BW-6200-MR-RB | BWR-6200-MR-RB | 2" | Multi-Purpose Rubber | 650 | Roller | 7.0 | 5.5 |
| BW-6200-EL-RB | BWR-6200-EL-RB | 2" | Eliminator Grey Rubber | 900 | Roller | 6.0 | 4.5 |
| BW-6200-RMC-RB | BWR-6200-RMC-RB | 2" | Rubber Moldon (H90) | 900 | Roller | 8.0 | 6.5 |
| BW-6200C-RTC-RB | BWR-6200C-RTC-RB | 2" | Grey Donut Rubber | 420 | Roller | 8.5 | 7.0 |
| BW-6200-NL-RB | BWR-6200-NL-RB | 2" | Ny-Lite | 800 | Roller | 5.5 | 4.0 |
| BW-6200-NY-RB | BWR-6200-NY-RB | 2" | White Nylon | 900 | Roller | 6.0 | 4.5 |
| BW-6200-PN-RB | BWR-6200-PN-RB | 2" | Full Pneumatic | 300 | Roller | 6.0 | 4.5 |
| 8" Diameter Wheels | | | | | | | |
| BW-8200-BAL-RB | BWR-8200-BAL-RB | 2" | Phenolic | 1000 | Roller | 8.0 | 7.0 |
| BW-8200-LAM-RB | BWR-8200-LAM-RB | 2" | Laminated Phenolic | 1000 | Roller | 8.0 | 7.0 |
| BW-8200-HT-RB | BWR-8200-HT-RB | 2" | Hi-Temp Phenolic | 1000 | Roller | 8.0 | 7.0 |
| BW-8200-BST-RB | BWR-8200-BST-RB | 2" | Cast Steel | 1000 | Roller | 13.0 | 12.0 |
| BW-8200C-DU-RB | BWR-8200C-DU-RB | 2" | Ductile Iron (Crowned) | 1000 | Roller | 16.0 | 15.0 |
| CONSULT FACTORY | BWR-8200-VGD-RB | 2" | Ductile Iron (V-Groove) | 1000 | Roller | 15.5 | 14.5 |
| CONSULT FACTORY | BWR-8200-FLD-RB | 2" | Ductile Iron (Flanged) | 1000 | Roller | 25.5 | 24.5 |
| BW-8200-UN-RB | BWR-8200-UN-RB | 2" | Star-Tech Urethane | 1000 | Roller | 6.5 | 5.5 |
| BW-8200-UC-RB | BWR-8200-UC-RB | 2" | Urethane on Cast | 1000 | Roller | 11.0 | 10.0 |
| BW-8200C-UC-RB | BWR-8200C-UC-RB | 2" | Urethane on Cast (Crowned) | 1000 | Roller | 10.5 | 9.5 |
| BW-8200C-UBA-PBB | BWR-8200C-UBA-PBB | 2" | Urethane on Alum. (Crowned) | 1000 | Precision Ball | 9.0 | 8.0 |
| BW-8200C-MBA-PBB | BWR-8200C-MBA-PBB | 2" | Megabest (Crowned) | 500 | Precision Ball | 9.5 | 8.5 |
| BW-8200-ES-HRB | BWR-8200-ES-HRB | 2" | Solid Elastomer | 1000 | HD Roller | 7.5 | 6.5 |
| BW-8200-ES-PBB | BWR-8200-ES-PBB | 2" | Solid Elastomer | 1000 | Precision Ball | 7.5 | 6.5 |
| BW-8200C-ES-HRB | BWR-8200C-ES-HRB | 2" | Solid Elastomer (Crowned) | 1000 | HD Roller | 9.0 | 8.0 |
| BW-8200C-ES-PBB | BWR-8200C-ES-PBB | 2" | Solid Elastomer (Crowned) | 1000 | Precision Ball | 9.0 | 8.0 |
| BW-8200C-EG-PBB | BWR-8200C-EG-PBB | 2" | Elastiglide (Crowned) | 1000 | Precision Ball | 9.5 | 8.5 |
| BW-8200-MR-RB | BWR-8200-MR-RB | 2" | Multi-Purpose Rubber | 700 | Roller | 8.5 | 7.5 |
| BW-8200-EL-RB | BWR-8200-EL-RB | 2" | Eliminator Grey Rubber | 900 | Roller | 6.5 | 5.5 |
| BW-8200-RMC-RB | BWR-8200-RMC-RB | 2" | Rubber Moldon (H90) | 1000 | Roller | 10.5 | 9.5 |
| BW-8200C-RTC-RB | BWR-8200C-RTC-RB | 2" | Grey Donut Rubber | 500 | Roller | 10.5 | 9.5 |
| BW-8200-NL-RB | BWR-8200-NL-RB | 2" | Ny-Lite | 1000 | Roller | 6.0 | 5.0 |
| BW-8200-NY-RB | BWR-8200-NY-RB | 2" | White Nylon | 1000 | Roller | 7.0 | 6.0 |

- Options:**
- (1) Pedal Brake available on swivels and rigids. Add code 'BR' to model number (eg. BW/**BR**-8200-BST-RB)
 - (2) Total Lock Brake available on 4" x 4-1/2" plate swivels only. Add code 'TLB' to model number (eg. BW/**TLB**-8200-BAL-RB)
Not available on 3" models.
 - (3) Four Position Swivel Lock. Add code '4SL' to model number (eg. BW/**4SL**-5200-EL-RB). Special order with ISO, K5 and PFI Plates.
 - (4) Optional Top Plates available. Add code LTP, BTP, ISO, K5 or PFI to model number. (eg. BWR/**LTP**-5200-BAL-RB)
 - (5) Head Seals available on swivels only. Add code 'HS' to model number. (eg. BW/**HS**-4150-NL-RB)
 - (6) Delrin Bearing. Substitute 'DEL' for 'RB' in Model Number (eg. BW-4200-MR-**DEL**)
 - (7) Heavy Duty Roller Bearing. Substitute 'HRB' for 'RB' in Model Number (eg. BW-6200C-DU-**HRB**)
 - (8) Flanged Ball Bearing. Substitute 'BB' for 'RB' in Model Number (eg. BW-8200-UC-**BB**)
 - (9) Flanged Brass Bearing. Substitute 'BF' for 'RB' in Model Number (eg. BW-6200-HT-**BF**)