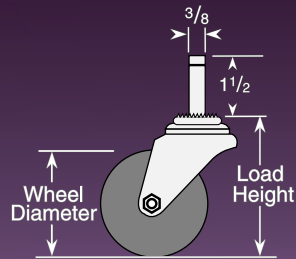


# 1 SERIES

Capacity up to 75 lbs each

## Wood Furniture Stem



Swivel Cross Section

Fork Leg Spacing 1<sup>5</sup>/<sub>32</sub>"

### Standard Features

- Zinc plated finish is attractive and durable
- Full double ball hardened raceways for better performance and greater durability
- 5/16" shouldered axle with 1/4" nut
- "Colson 45" multi-temp grease lubricates in extreme hot and cold temperatures

## Performance Options

### Caster Brake

**Side Lock** (See page 10)  
Available on all 3" models. Field installable (Specify **BRK3**).

### Fork Option

**NSF Listed** (See page 1)  
All models except thread guards (Specify **FSI**).

### Wheel Option

**Thread Guards**— Available on many models. Brake & NSF options cannot be used with thread guards (Specify **TG1** for metal **TG2** for plastic).



### Standard Mounting:

For use on wood furniture that can accept a 3/8" diameter hole approximately 1<sup>5</sup>/<sub>8</sub>" deep. Standard No.20 pressed steel adapter (Part #50011) with toothed base is supplied.

Stem size: 5/16" diameter x 1<sup>1</sup>/<sub>2</sub>" long.

## Wheel Selection



PERFORMA FLAT TREAD



POLYOLEFIN



POLYURETHANE HI-TECH



CUSHION RUBBER



HARD RUBBER

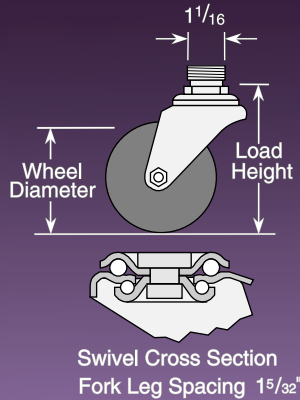
## 1 SERIES • Wood Furniture Stem • Capacity up to 75 lbs

Wheel Dia.	Tread Width	Capacity Each (Pounds)	Wheel Descriptions	Wheel Bearing	Stem Caster Models	Load Height	Swivel Radius	Weight (Pounds)
1 <sup>5</sup> / <sub>8</sub> "	7/8"	60	Performa Rubber	Delrin	1.01652.441	2 <sup>1</sup> / <sub>2</sub>	1 <sup>3</sup> / <sub>4</sub>	1/2
		75	Polyolefin	Delrin	1.01652.52	2 <sup>1</sup> / <sub>2</sub>	1 <sup>3</sup> / <sub>4</sub>	1/2
2"	7/8"	75	Performa Rubber	Delrin	1.02252.441	2 <sup>11</sup> / <sub>16</sub>	1 <sup>15</sup> / <sub>16</sub>	1/2
			Polyolefin	Delrin	1.02252.52	2 <sup>11</sup> / <sub>16</sub>	1 <sup>15</sup> / <sub>16</sub>	1/2
			Cushion Rubber	Ball	1.02252.45	2 <sup>11</sup> / <sub>16</sub>	1 <sup>15</sup> / <sub>16</sub>	1/2
			Hard Rubber	Ball	1.02252.55	2 <sup>11</sup> / <sub>16</sub>	1 <sup>15</sup> / <sub>16</sub>	1/2
3"	7/8"	75	Performa Rubber	Delrin	1.03052.441	3 <sup>13</sup> / <sub>16</sub>	2 <sup>9</sup> / <sub>16</sub>	3/4
			Polyurethane HI-TECH	Delrin	1.03052.91	3 <sup>13</sup> / <sub>16</sub>	2 <sup>9</sup> / <sub>16</sub>	3/4
			Polyolefin	Delrin	1.03052.53	3 <sup>13</sup> / <sub>16</sub>	2 <sup>9</sup> / <sub>16</sub>	3/4

# 1 SERIES

Capacity up to 145 lbs each

## Pipe Thread Stem



### Standard Features

- Zinc plated finish is attractive and durable
- Full double ball hardened raceways for better performance and greater durability
- $\frac{5}{16}$ " shouldered axle with  $\frac{1}{4}$ " nut
- "Colson 45" multi-temp grease lubricates in extreme hot and cold temperatures

## Performance Options

### Caster Brake

**Side Lock** (See page 10)  
Available on all models. Field installable (Specify **BRK3**).

### Fork Option

**NSF Listed** (See page 1)  
All models except thread guards (Specify **FSI**).

### Wheel Option

**Thread Guards**— Available on many models. Brake & NSF options cannot be used with thread guards (Specify **TG1** for metal **TG2** for plastic).



### Standard Mounting:

Diameter of the threaded stem is approximately  $1\frac{1}{16}$ ". Pipe thread stem screws directly into standard pipe couplings for a rigid and permanent fit with full swivel action. Tapered pipe thread to fit  $\frac{3}{4}$ " pipe coupling.

## Wheel Selection



PERFORMA  
FLAT TREAD



POLYOLEFIN



POLYURETHANE  
HI-TECH

## 1 SERIES • Pipe Thread Stem • Capacity up to 145 lbs

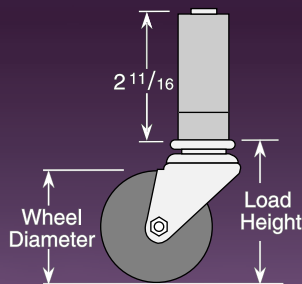
Wheel Dia.	Tread Width	Capacity Each (Pounds)	Wheel Descriptions	Wheel Bearing	Stem Caster Models	Load Height	Swivel Radius	Weight (Pounds)
3"	$\frac{7}{8}$ "	100	Polyurethane HI-TECH	Delrin	1.03353.91	4	$2\frac{13}{16}$	$1\frac{1}{4}$
			Performa Rubber	Delrin	1.03353.441	4	$2\frac{13}{16}$	$1\frac{1}{4}$
		125	Polyolefin	Delrin	1.03353.53	4	$2\frac{13}{16}$	$1\frac{1}{4}$
4"	$\frac{7}{8}$ "	125	Polyurethane HI-TECH	Delrin	1.04353.91	5	$3\frac{7}{16}$	$1\frac{1}{2}$
			Performa Rubber	Delrin	1.04353.441	5	$3\frac{7}{16}$	$1\frac{1}{2}$
		135	Polyolefin	Delrin	1.04353.53	5	$3\frac{7}{16}$	$1\frac{1}{2}$
5"	$\frac{7}{8}$ "	140	Polyurethane HI-TECH	Delrin	1.05353.91	6	$4\frac{1}{16}$	$1\frac{3}{4}$
			Performa Rubber	Delrin	1.05353.441	6	$4\frac{1}{16}$	$1\frac{3}{4}$
		145	Polyolefin	Delrin	1.05353.53	6	$4\frac{1}{16}$	$1\frac{3}{4}$

1 SERIES

# 1 SERIES

Capacity up to 75 lbs each

## Expanding Stem Adapter



Swivel Cross Section  
Fork Leg Spacing 1<sup>5</sup>/<sub>32</sub>"

### Standard Features

- Zinc plated finish is attractive and durable
- Full double ball hardened raceways for better performance and greater durability
- 5/16" shouldered axle with 1/4" nut
- "Colson 45" multi-temp grease lubricates in extreme hot and cold temperatures

### Standard Mounting:

Turning of hex nut beneath lower raceway expands rubber adapter inside of round or square tubing for a tight, permanent fit. To order, select caster model number and specify stem adapter size by code number from mounting options chart at right.

## Performance Options

### Mounting Options

Inside Diameter of Tube	Mounting Code Numbers	
	Round Tubing	Square Tubing
3/4" - 13/16"	MTG40	-
7/8" - 15/16"	MTG41	MTG51
1" - 1 1/16"	MTG42	MTG52
1 1/8" - 1 3/16"	MTG43	MTG53
1 1/4" - 1 5/16"	MTG44	MTG54
1 3/8" - 1 7/16"	MTG45	MTG55
1 1/2" - 1 9/16"	MTG46	-
1 5/8" - 1 11/16"	MTG47	-

Stems are 2<sup>11</sup>/<sub>16</sub>" long. Stem size less adapter: 1/2"-13UNC x 2<sup>11</sup>/<sub>16</sub>"

### Caster Brake

**Side Lock** (See page 10)  
Available on all 3" models.  
Field installable (Specify **BRK3**).

### Fork Option

**NSF Listed** (See page 1)  
All models except thread guards (Specify **FSI**).



### Wheel Option

**Thread Guards**—Available on many models.  
Brake & NSF options cannot be used with thread guards (Specify **TG1** for metal **TG2** for plastic).

## Wheel Selection



PERFORMA FLAT TREAD



POLYOLEFIN



POLYURETHANE HI-TECH



CUSHION RUBBER



HARD RUBBER

## 1 SERIES • Expanding Adapter Stem • Capacity up to 75 lbs

Note: Expanding adapter temperature rating is at 180°F.

Wheel Dia.	Tread Width	Capacity Each (Pounds)	Wheel Descriptions	Wheel Bearing	Stem Caster Models	Load Height	Swivel Radius	Weight (Pounds)
1 5/8"	7/8"	60	Performa Rubber	Delrin	1.01667.441	2 <sup>11</sup> / <sub>16</sub>	13/4	5/8
		75	Polyolefin	Delrin	1.01667.52	2 <sup>11</sup> / <sub>16</sub>	13/4	5/8
2"	7/8"	75	Performa Rubber	Delrin	1.02267.441	2 <sup>7</sup> / <sub>8</sub>	1 <sup>15</sup> / <sub>16</sub>	5/8
			Polyolefin	Delrin	1.02267.52	2 <sup>7</sup> / <sub>8</sub>	1 <sup>15</sup> / <sub>16</sub>	5/8
			Cushion Rubber	Ball	1.02267.45	2 <sup>7</sup> / <sub>8</sub>	1 <sup>15</sup> / <sub>16</sub>	3/4
			Hard Rubber	Ball	1.02267.55	2 <sup>7</sup> / <sub>8</sub>	1 <sup>15</sup> / <sub>16</sub>	3/4
3"	7/8"	75	Performa Rubber	Delrin	1.03067.441	4	2 <sup>9</sup> / <sub>16</sub>	3/4
			Polyurethane HI-TECH	Delrin	1.03067.91	4	2 <sup>9</sup> / <sub>16</sub>	3/4
			Polyolefin	Delrin	1.03067.53	4	2 <sup>9</sup> / <sub>16</sub>	3/4

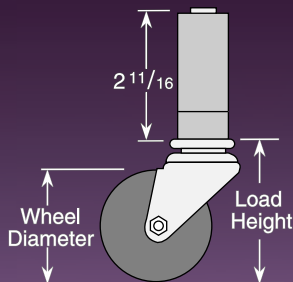
# 1 SERIES

Capacity up to 145 lbs each

## Standard Features

- Zinc plated finish is attractive and durable
- Full double ball hardened raceways for better performance and greater durability
- 5/16" shouldered axle with 1/4" nut
- "Colson 45" multi-temp grease lubricates in extreme hot and cold temperatures

## Expanding Stem Adapter



Swivel Cross Section  
Fork Leg Spacing 15/32"

## Performance Options

### Mounting Options

Inside Diameter of Tube	Mounting Code Numbers	
	Round Tubing	Square Tubing
3/4" - 13/16"	MTG40	-
7/8" - 15/16"	MTG41	MTG51
1" - 1 1/16"	MTG42	MTG52
1 1/8" - 1 3/16"	MTG43	MTG53
1 1/4" - 1 5/16"	MTG44	MTG54
1 3/8" - 1 7/16"	MTG45	MTG55
1 1/2" - 1 9/16"	MTG46	-
1 5/8" - 1 11/16"	MTG47	-

Stems are 2 11/16" long. Stem size less adapter: 1/2" - 13UNC x 2 11/16"

### Caster Brake

**Side Lock** (See page 10)  
Available on all models. Field installable (Specify **BRK3**).

### Fork Option

**NSF Listed** (See page 1)  
All models except thread guards (Specify **FSI**).



### Wheel Option

**Thread Guards** - Available on many models. Brake & NSF options cannot be used with thread guards (Specify **TG1** for metal **TG2** for plastic).

### Standard Mounting:

Turning of octagon on upper raceway expands rubber adapter inside of round or square tubing for a tight, permanent fit. To order, select caster model number and specify stem adapter size by code number from mounting options chart at right.

## Wheel Selection



PERFORMA FLAT TREAD



POLYOLEFIN



POLYURETHANE HI-TECH

## 1 SERIES • Expanding Adapter Stem • Capacity up to 145 lbs

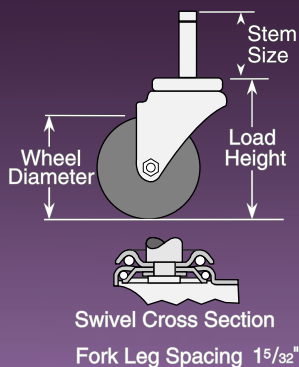
Note: Expanding adapter temperature rating is at 180°F.

Wheel Dia.	Tread Width	Capacity Each (Pounds)	Wheel Descriptions	Wheel Bearing	Stem Caster Models	Load Height	Swivel Radius	Weight (Pounds)
3"	7/8"	100	Polyurethane HI-TECH	Delrin	1.03367.91	37/8	2 13/16	1 1/8
		125	Performa Rubber	Delrin	1.03367.441	37/8	2 13/16	1 1/4
			Polyolefin	Delrin	1.03367.53	37/8	2 13/16	1 1/4
4"	7/8"	125	Polyurethane HI-TECH	Delrin	1.04367.91	47/8	37/16	1 1/2
		135	Performa Rubber	Delrin	1.04367.441	47/8	37/16	1 1/2
			Polyolefin	Delrin	1.04367.53	47/8	37/16	1 1/2
5"	7/8"	140	Polyurethane HI-TECH	Delrin	1.05367.91	57/8	4 1/16	1 3/4
		145	Performa Rubber	Delrin	1.05367.441	57/8	4 1/16	1 3/4
			Polyolefin	Delrin	1.05367.53	57/8	4 1/16	1 3/4

# 1 SERIES

Capacity up to 75 lbs each

## Grip Ring Stem



### Standard Features

- Zinc plated finish is attractive and durable
- Full double ball hardened raceways for better performance and greater durability
- 5/16" shouldered axle with 1/4" nut
- "Colson 45" multi-temp grease lubricates in extreme hot and cold temperatures

## Performance Options

### Mounting Options

**MTG1:** 3/8" x 19/16" long

**MTG2:** 7/16" x 19/16" long

**MTG50:** 7/16" x 1" long

### Caster Brake

**Side Lock** (See page 10)

Available on all 3" models. Field installable (Specify **BRK3**).

### Fork Option

**NSF Listed** (See page 1)

All models except thread guards (Specify **FSI**).



### Wheel Option

**Thread Guards** – Available on many models. Brake & NSF options cannot be used with thread guards (Specify **TG1** for metal **TG2** for plastic).

Spring grip on top of stem holds caster firmly in place.

### Standard Mounting

**(MTG51):**

7/16" x 129/32" long

## Wheel Selection



PERFORMA FLAT TREAD



POLYOLEFIN



POLYURETHANE HI-TECH



CUSHION RUBBER



HARD RUBBER

## 1 SERIES • Grip Ring Stem • Capacity up to 75 lbs

Wheel Dia.	Tread Width	Capacity Each (Pounds)	Wheel Descriptions	Wheel Bearing	Stem Caster Models	Load Height	Swivel Radius	Weight (Pounds)
1 <sup>5</sup> / <sub>8</sub> "	7/8"	60	Performa Rubber	Delrin	1.01651.441	2 <sup>1</sup> / <sub>2</sub>	1 <sup>3</sup> / <sub>4</sub>	1/2
		75	Polyolefin	Delrin	1.01651.52	2 <sup>1</sup> / <sub>2</sub>	1 <sup>3</sup> / <sub>4</sub>	1/2
2"	7/8"	75	Performa Rubber	Delrin	1.02251.441	2 <sup>11</sup> / <sub>16</sub>	1 <sup>15</sup> / <sub>16</sub>	1/2
			Polyolefin	Delrin	1.02251.52	2 <sup>11</sup> / <sub>16</sub>	1 <sup>15</sup> / <sub>16</sub>	1/2
			Cushion Rubber	Ball	1.02251.45	2 <sup>11</sup> / <sub>16</sub>	1 <sup>15</sup> / <sub>16</sub>	5/8
			Hard Rubber	Ball	1.02251.55	2 <sup>11</sup> / <sub>16</sub>	1 <sup>15</sup> / <sub>16</sub>	5/8
3"	7/8"	75	Performa Rubber	Delrin	1.03051.441	3 <sup>13</sup> / <sub>16</sub>	2 <sup>9</sup> / <sub>16</sub>	3/4
			Polyurethane HI-TECH	Delrin	1.03051.91	3 <sup>13</sup> / <sub>16</sub>	2 <sup>9</sup> / <sub>16</sub>	3/4
			Polyolefin	Delrin	1.03051.53	3 <sup>13</sup> / <sub>16</sub>	2 <sup>9</sup> / <sub>16</sub>	3/4

# 1 SERIES

Capacity up to 145 lbs each

## Grip Ring Stem



### Standard Features

- Zinc plated finish is attractive and durable
- Full double ball hardened raceways for better performance and greater durability
- 5/16" shouldered axle with 1/4" nut
- "Colson 45" multi-temp grease lubricates in extreme hot and cold temperatures

## Performance Options

### Mounting Options

**MTG2:** 7/16" x 1 1/2" long

**MTG52:** 7/16" x 1 29/32" long with grip ring

#### Plastic Adapters

Snap easily in place to reduce distortion and damage to furniture and equipment tubing. Plastic adapters are non-conductive. First specify **MTG51:** (7/16" x 1 29/32") less grip ring, then specify plastic adapter code from chart at right.

**MTG53:** (No. 50810): Fits 7/8" x 18 ga. wall round tubing or any I.D. from 3/4" to 51/64".

**MTG54:** (No. 50842): Fits 1" x 13 ga. wall round tubing or any I.D. from 51/64" to 53/64".

**MTG55:** (No. 50865): Fits 1" x 14 ga. wall round tubing or any I.D. from 53/64" to 55/64".

**MTG56:** (No. 50916): Fits 1" x 16 ga. wall round tubing or any I.D. from 57/64" to 29/32".

### Caster Brake

**Side Lock** (See page 10) – Available on all models. Field installable (Specify **BRK3**).

### Fork/Wheel Option

**NSF Listed** (See page 1)  
All models except thread guards (Specify **FSI**).



**Thread Guards** – Available on many models. Brake & NSF options cannot be used with thread guards (Specify **TG1** for metal **TG2** for plastic).

Spring grip on top of stem holds caster firmly in place.

**Standard Mounting (MTG51):**  
7/16" x 1 29/32" long

## Wheel Selection



PERFORMA FLAT TREAD



POLYOLEFIN



POLYURETHANE HI-TECH

## 1 SERIES • Grip Ring Stem • Capacity up to 145 lbs

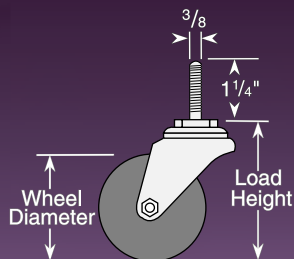
Wheel Dia.	Tread Width	Capacity Each (Pounds)	Wheel Descriptions	Wheel Bearing	Stem Caster Models	Load Height	Swivel Radius	Weight (Pounds)
3"	7/8"	100	Polyurethane HI-TECH	Delrin	1.03351.91	3 3/4	2 13/16	1
		125	Performa Rubber	Delrin	1.03351.441	3 3/4	2 13/16	1 1/8
			Polyolefin	Delrin	1.03351.53	3 3/4	2 13/16	1 1/8
4"	7/8"	125	Polyurethane HI-TECH	Delrin	1.04351.91	4 3/4	3 7/16	1 1/8
		135	Performa Rubber	Delrin	1.04351.441	4 3/4	3 7/16	1 3/8
			Polyolefin	Delrin	1.04351.53	4 3/4	3 7/16	1 3/8
5"	7/8"	140	Polyurethane HI-TECH	Delrin	1.05351.91	5 3/4	4 1/16	1 1/4
		145	Performa Rubber	Delrin	1.05351.441	5 3/4	4 1/16	1 5/8
			Polyolefin	Delrin	1.05351.53	5 3/4	4 1/16	1 1/8

1 SERIES

# 1 SERIES

Capacity up to 75 lbs each

## Straight Thread Stem



Swivel Cross Section  
Fork Leg Spacing 1 5/32"

### Standard Features

- Zinc plated finish is attractive and durable
- Full double ball hardened raceways for better performance and greater durability
- 5/16" shouldered axle with 1/4" nut
- "Colson 45" multi-temp grease lubricates in extreme hot and cold temperatures

## Performance Options

### Mounting Options

3/8" diameter- 24NF x  
1 1/16" long (Specify **MTG51**).

### Caster Brake

**Side Lock** (See page 10)  
Available on all 3" models. Field installable (Specify **BRK3**).

### Fork Option

**NSF Listed** (See page 1)  
All models except thread guards (Specify **FSI**).

### Standard Mounting (MTG55):

(3/8" diameter- 16UNC x  
1 1/4" long threaded 1 1/8").

### Wheel Option

**Thread Guards** - Available on many models. Brake & NSF options cannot be used with thread guards (Specify **TG1** for metal **TG2** for plastic).

**NSF®**

## Wheel Selection



PERFORMA FLAT  
TREAD



POLYOLEFIN



POLYURETHANE  
HI-TECH



CUSHION  
RUBBER



HARD  
RUBBER

**IMPORTANT:** If caster stem is to be screwed into customer equipment, the customer must add a washer to the stem that will cover the incomplete threads and support the upper race. The stem shoulder must fit tightly against the customer equipment.

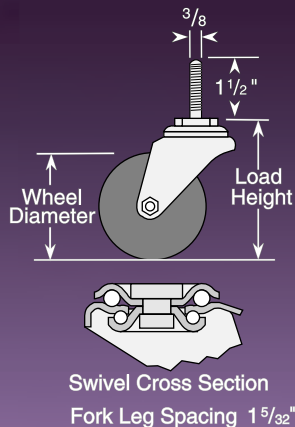
## 1 SERIES • Straight Thread Stem • Capacity up to 75 lbs

Wheel Dia.	Tread Width	Capacity Each (Pounds)	Wheel Descriptions	Wheel Bearing	Stem Caster Models	Load Height	Swivel Radius	Weight (Pounds)
1 5/8"	7/8"	60	Performa Rubber	Delrin	1.01654.441	2 1/2	1 3/4	3/8
		75	Polyolefin	Delrin	1.01654.52	2 1/2	1 3/4	3/8
2"	7/8"	75	Performa Rubber	Delrin	1.02254.441	2 11/16	1 15/16	3/8
			Polyolefin	Delrin	1.02254.52	2 11/16	1 15/16	3/8
			Cushion Rubber	Ball	1.02254.45	2 11/16	1 15/16	1/2
			Hard Rubber	Ball	1.02254.55	2 11/16	1 15/16	1/2
3"	7/8"	75	Performa Rubber	Delrin	1.03054.441	3 13/16	2 9/16	5/8
			Polyurethane HI-TECH	Delrin	1.03054.91	3 13/16	2 9/16	5/8
			Polyolefin	Delrin	1.03054.53	3 13/16	2 9/16	5/8

# 1 SERIES

Capacity up to 145 lbs each

## Straight Thread Stem



### Standard Features

- Zinc plated finish is attractive and durable
- Full double ball hardened raceways for better performance and greater durability
- 5/16" shouldered axle with 1/4" nut
- "Colson 45" multi-temp grease lubricates in extreme hot and cold temperatures

## Performance Options

### Caster Brake

**Side Lock** (See page 10)  
Available on all models. Field installable (Specify **BRK3**).

### Fork Option

**NSF Listed** (See page 1)  
All models except thread guards (Specify **FSI**).

### Wheel Option

**Thread Guards**—Available on many models. Brake & NSF options cannot be used with thread guards (Specify **TG1** for metal **TG2** for plastic).



### Standard Mounting:

(3/8" diameter—  
16UNC x 1 1/2" long  
threaded 1 3/8").

## Wheel Selection



PERFORMA FLAT  
TREAD



POLYOLEFIN



POLYURETHANE  
HI-TECH

## 1 SERIES • Straight Thread Stem • Capacity up to 145 lbs

Wheel Dia.	Tread Width	Capacity Each (Pounds)	Wheel Descriptions	Wheel Bearing	Stem Caster Models	Load Height	Swivel Radius	Weight (Pounds)
3"	7/8"	100	Polyurethane HI-TECH	Delrin	1.03354.91	3 3/4	2 13/16	1 1/8
		125	Performa Rubber	Delrin	1.03354.441	3 3/4	2 13/16	1 1/8
			Polyolefin	Delrin	1.03354.53	3 3/4	2 13/16	1 1/8
4"	7/8"	125	Polyurethane HI-TECH	Delrin	1.04354.91	4 3/4	3 7/16	1 3/8
		135	Performa Rubber	Delrin	1.04354.441	4 3/4	3 7/16	1 3/8
			Polyolefin	Delrin	1.04354.53	4 3/4	3 7/16	1 3/8
5"	7/8"	140	Polyurethane HI-TECH	Delrin	1.05354.91	5 3/4	4 1/16	1 5/8
		145	Performa Rubber	Delrin	1.05354.441	5 3/4	4 1/16	1 5/8
			Polyolefin	Delrin	1.05354.53	5 3/4	4 1/16	1 5/8

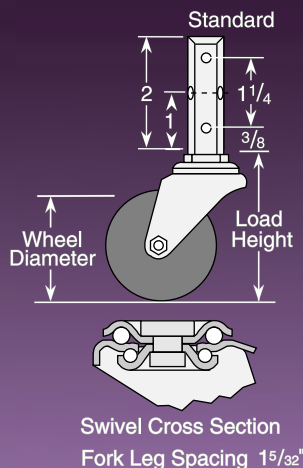
**IMPORTANT:** If caster stem is to be screwed into customer equipment, the customer must add a washer to the stem that will cover the incomplete threads and support the upper race. The stem shoulder must fit tightly against the customer equipment.

1 SERIES

# 1 SERIES

Capacity up to 145 lbs each

## Square Stem



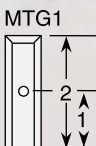
### Standard Features

- Zinc plated finish is attractive and durable
- Full double ball hardened raceways for better performance and greater durability
- 5/16" shouldered axle with 1/4" nut
- "Colson 45" multi-temp grease lubricates in extreme hot and cold temperatures

## Performance Options

### Mounting Options

Optional Square Stem: 2" long x 7/8" square with 1 mounting hole 17/64" diameter (Specify **MTG1**).



### Caster Brake

**Side Lock** (See page 10)  
Available on all models. Field installable (Specify **BRK3**).

### Fork Option

**NSF Listed** (See page 1)  
All models except thread guards (Specify **FSI**).



### Wheel Option

**Thread Guards** – Available on many models. Brake & NSF options cannot be used with thread guards (Specify **TG1** for metal **TG2** for plastic).

### Standard Mounting:

Designed for easy installation on the inside of angle iron legs or against flat surfaces. Stems may be bolted or riveted against any flat vertical surface. Standard Stem 2" long by 3/4" square with 3 mounting holes 17/64" diameter.

## Wheel Selection



PERFORMA FLAT TREAD



POLYOLEFIN



POLYURETHANE HI-TECH

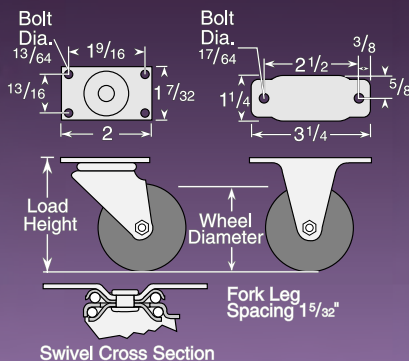
## 1 SERIES • Square Stem • Capacity up to 145 lbs

Wheel Dia.	Tread Width	Capacity Each (Pounds)	Wheel Descriptions	Wheel Bearing	Stem Caster Models	Load Height	Swivel Radius	Weight (Pounds)
3"	7/8"	100	Polyurethane HI-TECH	Delrin	1.03370.91	3 <sup>3</sup> / <sub>4</sub>	2 <sup>13</sup> / <sub>16</sub>	1 <sup>1</sup> / <sub>4</sub>
		125	Performa Rubber	Delrin	1.03370.441	3 <sup>3</sup> / <sub>4</sub>	2 <sup>13</sup> / <sub>16</sub>	1 <sup>1</sup> / <sub>4</sub>
			Polyolefin	Delrin	1.03370.53	3 <sup>3</sup> / <sub>4</sub>	2 <sup>13</sup> / <sub>16</sub>	1 <sup>1</sup> / <sub>4</sub>
4"	7/8"	125	Polyurethane HI-TECH	Delrin	1.04370.91	4 <sup>3</sup> / <sub>4</sub>	3 <sup>7</sup> / <sub>16</sub>	1 <sup>1</sup> / <sub>2</sub>
			Performa Rubber	Delrin	1.04370.441	4 <sup>3</sup> / <sub>4</sub>	3 <sup>7</sup> / <sub>16</sub>	1 <sup>1</sup> / <sub>2</sub>
		135	Polyolefin	Delrin	1.04370.53	4 <sup>3</sup> / <sub>4</sub>	3 <sup>7</sup> / <sub>16</sub>	1 <sup>1</sup> / <sub>2</sub>
5"	7/8"	140	Polyurethane HI-TECH	Delrin	1.05370.91	5 <sup>3</sup> / <sub>4</sub>	4 <sup>1</sup> / <sub>16</sub>	1 <sup>3</sup> / <sub>4</sub>
			Performa Rubber	Delrin	1.05370.441	5 <sup>3</sup> / <sub>4</sub>	4 <sup>1</sup> / <sub>16</sub>	1 <sup>3</sup> / <sub>4</sub>
		145	Polyolefin	Delrin	1.05370.53	5 <sup>3</sup> / <sub>4</sub>	4 <sup>1</sup> / <sub>16</sub>	1 <sup>3</sup> / <sub>4</sub>

# 1 SERIES

Capacity up to 145 lbs each

## Small Top Plate Swivel & Rigid



### Standard Features

- Zinc plated finish is attractive and durable
- Full double ball hardened raceways for better performance and greater durability
- 5/16" shouldered axle with 1/4" nut
- "Colson 45" multi-temp grease lubricates in extreme hot and cold temperatures

## Performance Options

### Caster Brake

**Side Lock** (See page 10)  
Available on all 3" swivel models. Field installable (Specify **BRK3**).

### Fork Option

**NSF Listed** (See page 1)  
All models except thread guards (Specify **FSI**).



### Wheel Option

**Thread Guards** – Available on many models. Brake & NSF options cannot be used with thread guards (Specify **TG1** for metal **TG2** for plastic).

### Standard Mounting:

Rigid caster mounting holes do not match swivel.

## Wheel Selection



PERFORMA FLAT TREAD



POLYOLEFIN



POLYURETHANE HI-TECH



CUSHION RUBBER



HARD RUBBER

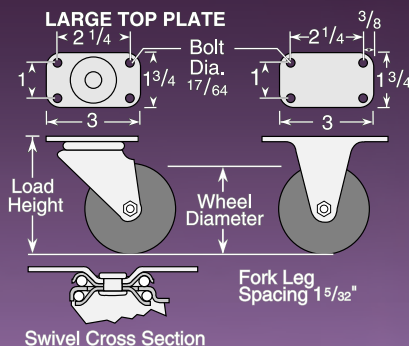
## 1 SERIES • Small Top Plate Swivel & Rigid • Capacity up to 75 lbs

Wheel Dia.	Tread Width	Capacity Each (Pounds)	Wheel Descriptions	Wheel Bearing	Swivel Caster Models	Rigid Caster Models	Load Height	Swivel Radius	Weight (Pounds)
1 5/8"	7/8"	60	Performa Rubber	Delrin	1.01666.441	1.01610.441	29/16	13/4	3/8
		75	Polyolefin	Delrin	1.01666.52	1.01610.52	29/16	13/4	3/8
2"	7/8"	75	Performa Rubber	Delrin	1.02266.441	1.02210.441	23/4	1 15/16	1/2
			Polyolefin	Delrin	1.02266.52	1.02210.52	23/4	1 15/16	1/2
			Cushion Rubber	Ball	1.02266.45	1.02210.45	23/4	1 15/16	1/2
			Hard Rubber	Ball	1.02266.55	1.02210.55	23/4	1 15/16	1/2
3"	7/8"	75	Performa Rubber	Delrin	1.03066.441	—	3 7/8	29/16	3/4
			Polyurethane HI-TECH	Delrin	1.03066.91	—	3 7/8	29/16	3/4
			Polyolefin	Delrin	1.03066.53	—	3 7/8	29/16	3/4

# 1 SERIES

Capacity up to 75 lbs each

## Large Top Plate Swivel & Rigid



### Standard Features

- Zinc plated finish is attractive and durable
- Full double ball hardened raceways for better performance and greater durability
- 5/16" shouldered axle with 1/4" nut
- "Colson 45" multi-temp grease lubricates in extreme hot and cold temperatures

### Standard Mounting:

Rigid caster available with 3" diameter wheel only.

## Performance Options

### Caster Brake

**Side Lock** (See page 10)  
Available on all 3" swivel models. Field installable (Specify **BRK3**).

### Fork Option

**NSF Listed** (See page 1)  
All models except thread guards (Specify **FSI**).



### Wheel Option

**Thread Guards**—Available on many models. Brake & NSF options cannot be used with thread guards (Specify **TG1** for metal **TG2** for plastic).

## Wheel Selection



PERFORMA FLAT TREAD



POLYOLEFIN



POLYURETHANE HI-TECH



CUSHION RUBBER



HARD RUBBER

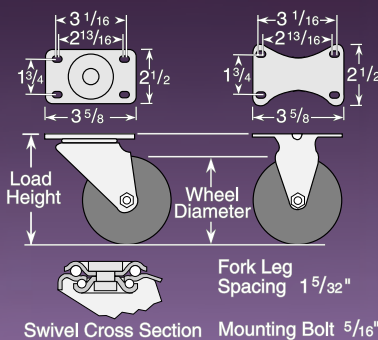
## 1 SERIES • Large Top Plate Swivel & Rigid • Capacity up to 75 lbs

Wheel Dia.	Tread Width	Capacity Each (Pounds)	Wheel Descriptions	Wheel Bearing	Swivel Caster Models	Rigid Caster Models	Load Height	Swivel Radius	Weight (Pounds)
1 5/8"	7/8"	60	Performa Rubber	Delrin	1.01656.441	—	29/16	1 3/4	1/2
		75	Polyolefin	Delrin	1.01656.52	—	29/16	1 3/4	1/2
2"	7/8"	75	Performa Rubber	Delrin	1.02256.441	—	2 3/4	1 15/16	1/2
			Polyolefin	Delrin	1.02256.52	—	2 3/4	1 15/16	1/2
			Cushion Rubber	Ball	1.02256.45	—	2 3/4	1 15/16	5/8
			Hard Rubber	Ball	1.02256.55	—	2 3/4	1 15/16	5/8
3"	7/8"	75	Performa Rubber	Delrin	1.03056.441	1.03010.441	3 7/8	29/16	3/4
			Polyurethane HI-TECH	Delrin	1.03056.91	1.03010.91	3 7/8	29/16	3/4
			Polyolefin	Delrin	1.03056.53	1.03010.53	3 7/8	29/16	3/4

# 1 SERIES

Capacity up to 145 lbs each

## Top Plate Swivel & Rigid



### Standard Features

- Zinc plated finish is attractive and durable
- Full double ball hardened raceways for better performance and greater durability
- 5/16" shouldered axle with 1/4" nut
- .090" steel top plate
- "Colson 45" multi-temp grease lubricates in extreme hot and cold temperatures

## Performance Options

### Caster Brake

**Side Lock** (See page 10)  
Available on all swivel models.  
Field installable (Specify **BRK3**).

### Fork Option

**NSF Listed** (See page 1)  
All models except thread guards (Specify **FSI**).

### Wheel Option

**Thread Guards** – Available on many models. Brake & NSF options cannot be used with thread guards (Specify **TG1** for metal **TG2** for plastic).



## Wheel Selection



PERFORMA FLAT TREAD



POLYOLEFIN



POLYURETHANE HI-TECH

## 1 SERIES • Top Plate Swivel & Rigid • Capacity up to 145 lbs

Wheel Dia.	Tread Width	Capacity Each (Pounds)	Wheel Descriptions	Wheel Bearing	Swivel Caster Models	Rigid Caster Models	Load Height	Swivel Radius	Weight (Pounds)
3"	7/8"	100	Polyurethane HI-TECH	Delrin	1.03356.91	1.03008.91	3 3/4"	2 13/16"	1 1/4"
		125	Performa Rubber	Delrin	1.03356.441	1.03008.441	3 3/4"	2 13/16"	1 1/4"
			Polyolefin	Delrin	1.03356.53	1.03008.53	3 3/4"	2 13/16"	1 1/4"
4"	7/8"	125	Polyurethane HI-TECH	Delrin	1.04356.91	1.04008.91	4 3/4"	3 7/16"	1 1/2"
		135	Performa Rubber	Delrin	1.04356.441	1.04008.441	4 3/4"	3 7/16"	1 1/2"
			Polyolefin	Delrin	1.04356.53	1.04008.53	4 3/4"	3 7/16"	1 1/2"
5"	7/8"	140	Polyurethane HI-TECH	Delrin	1.05356.91	1.05008.91	5 3/4"	4 1/16"	1 3/4"
		145	Performa Rubber	Delrin	1.05356.441	1.05008.441	5 3/4"	4 1/16"	1 3/4"
			Polyolefin	Delrin	1.05356.53	1.05008.53	5 3/4"	4 1/16"	1 3/4"