

MANNER

By

SERVICE CASTER CORP.



















1-800-215-8220

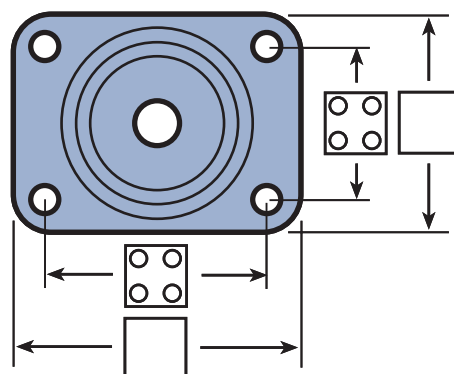
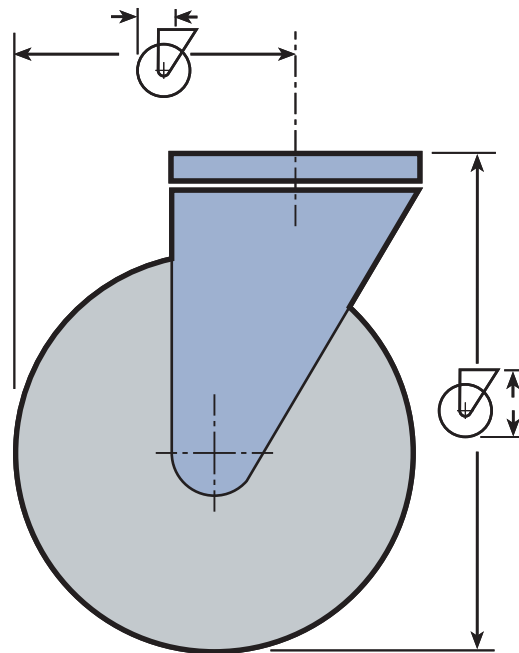
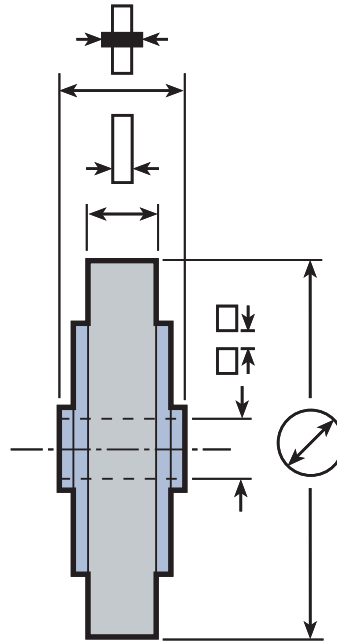


Service Caster Corp., 9 First Avenue, West Reading, PA 19611

SYMBOLS

Keep this page open, it makes reading easier!

	WHEEL DIAMETER mm
	TREAD WIDTH mm
	HUB LENGTH mm
	BORE DIAMETER mm
	HEIGHT mm
	SWEPT RADIUS mm
	BOLT HOLE DIAMETER mm
	PLATE LENGTH x WIDTH mm
	HOLE CENTRES LENGTH x WIDTH mm
	FASTENING HOLE DIAMETER mm
	THREADED STEM DIAMETER mm
	CIRCLIP STEM DIAMETER mm
	PLAIN BEARING
	ROLLER BEARING
	BALL BEARING
	RATED LOAD kg (~10 N)
	AVAILABLE IN STAINLESS STEEL
	UNIT WEIGHT
Sh A	HARDNESS OF TREAD MATERIAL (SHORE A)





Furniture castors

- **audio-visual equipment tables**
- **drawers**
- **office furniture**
- **computer tables and cabinets**
- **shop furnishings**
- **dollies**

Manner's furniture castors are ideal for lightweight objects that need to roll gently. Twin wheel castors are best for smaller serving trolleys, office chairs and display racks.

The 50 mm castor is available with a single action brake. Twin wheel castors are fitted with total-stop brakes.

Furniture castors



1

HPI WHEEL

N polyamide, plain bearing. NK polyamide centre + thermoelastic rubber tyre, plain bearing. NK/K polyamide centre + solid-rubber tyre, ball bearing (sealed).

Code								Sh A	
HPI-30 N	30	15	21	6,2	•	-	20	-	0,007
HPI-30 NK	30	15	21	6,2	•	-	20	90	0,010
HPI-40 N	40	18	20	8,2	•	-	30	-	0,016
HPI-40 NK	40	18	21	8,2	•	-	30	90	0,020
HPI-50 N	50	18	21	8,2	•	-	30	-	0,016
HPI-50 NK	50	18	21	8,2	•	-	30	90	0,044
HPI-50 NK/K	50	18	22,5	8,2	-	•	30	90	0,074



2

HP SWIVEL CASTOR, BOLT HOLE

N polyamide. NK polyamide centre + thermoelastic rubber tyre. NK/K polyamide centre + solid-rubber tyre.

Code									
HP-30 N	30	15	48	8,2	29,5	•	-	20	0,068
HP-30 NK	30	15	48	8,2	30	•	-	20	0,070
HP-40 N	40	18	60	8,2	44,5	•	-	30	0,092
HP-40 NK	40	18	60	8,2	44,5	•	-	30	0,096
HP-50 N	50	18	66	8,2	48	•	-	30	0,092
HP-50 NK	50	18	66	8,2	48	•	-	30	0,152
HP-50 NK/K	50	18	66	8,2	48	-	•	30	0,152

Also available furnished with a 10 mm bolt hole.



3

HP-J SWIVEL CASTOR, BOLT HOLE, SINGLE ACTION BRAKE LOCKING WHEEL ONLY

N polyamide. NK polyamide centre + thermoelastic rubber tyre. NK/K polyamide centre + solid-rubber tyre.

Code									
HP-J-50 N	50	18	66	8,2	48	•	-	30	0,116
HP-J-50 NK	50	18	66	8,2	48	•	-	30	0,148
HP-J-50 NK/K	50	18	66	8,2	75	-	•	30	0,178

Also available furnished with a 10 mm bolt hole.



4

HPL SWIVEL CASTOR, RECTANGULAR TOP PLATE

N polyamide. NK polyamide centre + thermoelastic rubber tyre. NK/K polyamide centre + solid-rubber tyre.

Code											
HPL-30 N	30	15	48	30	42x42	30x30	5,2	•	-	25	0,076
HPL-30 NK	30	15	48	30	42x42	30x30	5,2	•	-	20	0,080
HPL-40 N	40	18	60	44,5	42x42	30x30	5,2	•	-	30	0,102
HPL-40 NK	40	18	60	44,5	42x42	30x30	5,2	•	-	30	0,102
HPL-50 N	50	18	66	48	55x25	38,5-44x38,5-44	6,3	•	-	30	0,114
HPL-50 NK	50	18	66	48	55x25	38,5-44x38,5-44	6,3	•	-	30	0,172
HPL-50 NK/K	50	18	66	48	55x25	38,5-44x38,5-44	6,3	-	•	30	0,172



5

HPL-J SWIVEL CASTOR, BOLT HOLE, SINGLE ACTION BRAKE LOCKING WHEEL ONLY


























N polyamide. NK polyamide centre + thermoelastic rubber tyre. NK/K polyamide centre + solid-rubber tyre.

Code											
HPL-J-50 N	50	18	66	48	55x55	38,5-44 x 38,5-44	6,3	•	-	30	0,136
HPL-J-50 NK	50	18	66	48	55x55	38,5-44 x 38,5-44	6,3	•	-	30	0,166
HPL-J-50 NK/K	50	18	66	76,5	55x55	38,5-44 x 38,5-44	6,3	-	•	30	0,198

Furniture castors

HPP FIXED CASTOR, RECTANGULAR TOP PLATE

N polyamide. NK polyamide centre + thermoelastic rubber tyre. NK/K polyamide centre + solid-rubber tyre.

Code																																																																																																																																																																																																																																																																																																																			
------	---	---	---	---	---	---	---	---	---	---	---	---	---	---	---	---	---	---	---	---	---	---	---	---	---	---	---	---	---	---	---	---	---	---	---	---	---	---	---	---	---	---	---	---	---	---	---	---	---	---	---	---	---	---	---	---	---	---	---	---	---	---	---	---	---	---	---	---	---	---	---	---	---	---	---	---	---	---	---	---	---	---	---	---	---	---	---	---	---	---	---	---	---	---	---	---	---	---	---	---	---	---	---	---	---	---	---	---	---	---	---	---	---	---	---	---	---	---	---	---	---	---	---	---	---	---	---	---	---	---	---	---	---	---	---	---	---	---	---	---	---	---	---	---	---	---	---	---	---	---	---	---	---	---	---	---	---	---	---	---	---	---	---	---	---	---	---	---	---	---	---	---	---	---	---	---	---	---	---	---	---	---	---	--	--	--	--	--	--	--	--	--	--	--	--	--	--	--	--	--	--	--	--	--	--	--	--	--	--	--	--	--	--	--	--	--	--	--	--	--	--	--	--	--	--	--	--	--	--	--	--	--	--	--	--	--	--	--	--	--	--	--	--	--	--	--	--	--	--	--	--	--	--	--	--	--	--	--	--	--	--	--	--	--	--	--	--	--	--	--	--	--	--	--	--	--	--	--	--	--	--	--	--	--	--	--	--	--	--	--	--	--	--	--	--	--	--	--	--	--	--	--	--	--	--	--	--

Furniture castors



11

TWIN WHEEL SWIVEL CASTOR WITHOUT FITTINGS

EMI body and wheels black polyamide.

Code								
EMI-42/440	42	40	50	41	•	20		0,032
EMI-50/440	50	55	58	50	•	20		0,060
EMI-J-50/440	50	55	58	50	•	20		0,060



12

FITTINGS

EMI rectangular top plate, threaded stem.

Code					
EMI-3535	35 x 35	26 x 26	4,5	-	0,032
EMI-4242	42 x 42	32 x 32	4,5	-	0,040
EMI-M8	-	-	-	M8 x 14	0,020
EMI-M10	-	-	-	M10 x 14	0,022

Note: These fittings are suitable for the products shown in picture 11.



13

TWIN WHEEL SWIVEL CASTOR WITHOUT FITTINGS

CR aluminium body, wheels black polyamide. ANR body and wheel black polyamide.

Code						
CR-00-1	52	45	57	50	•	50
ANR-00-1	62	52	63	62	•	75



14

FITTINGS

Rectangular top plate, threaded stem, circlip stem.

Code						
4040	40 x 40	30 x 30	5	-	-	0,056
M10-12-16	-	-	-	M10 x 16	-	0,034
10-12-20-10,3	-	-	-	-	10 x 20	0,036

Note: The fittings of this table are suitable for the products shown in picture 17.

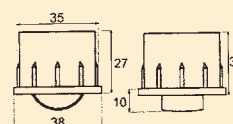
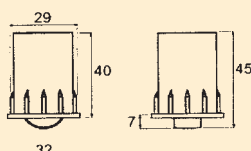


15

INVISIBLE CASTOR / FOR TUBE FITTING

SKJ body polyamide, wheel polyurethane.

Code			Code		
SKJ-032	30	0,016	SKJ-038	50	0,026





Light equipment castors

- **office furniture**
- **audio-visual equipment tables**
- **computer tables**
- **cleaning trolleys**
- **lightweight serving trolleys**
- **clothing racks**
- **hospital equipment and trolleys**

Manner light equipment castors have a solid rubber tyre which ensures smooth and silent running. The castors are suitable, for example on cleaning trolleys, sign stands, clothes racks, light assembly and tooling trolleys, a.v. tables and trolleys.

Non-marking rubber tyre. Threadguards fitted. You can choose either small or big threadguards. Low cost wheel brake.

Light equipment castors



16

EI WHEEL

N polyamide, plain bearing. NK polyamide centre + solid-rubber tyre, plain bearing, threadguard.

Code							Sh A	
EI-75 N*	75	23	32	8	•	50	-	0,05
EI-75 NK*	75	23	32	8	•	50	85	0,11
EI-100 NK*	100	23	32	8	•	50	85	0,18
EI-125 NK*	125	23	32	8	•	50	85	0,26

* Also available fitted with a large threadguard (see picture).



17

E SWIVEL CASTOR, BOLT HOLE

N polyamide. NK polyamide centre + solid-rubber tyre, threadguard.

Code								
E-75 N*	75	23	100	75	10	•	50	0,23
E-75 NK*	75	23	100	75	10	•	50	0,29
E-100 NK*	100	23	125	88	10	•	50	0,37
E-125 NK*	125	23	150	100	10	•	50	0,48

* Also available fitted with a large threadguard. Please, add -S- to the code, e.g. E-S-75 NK.



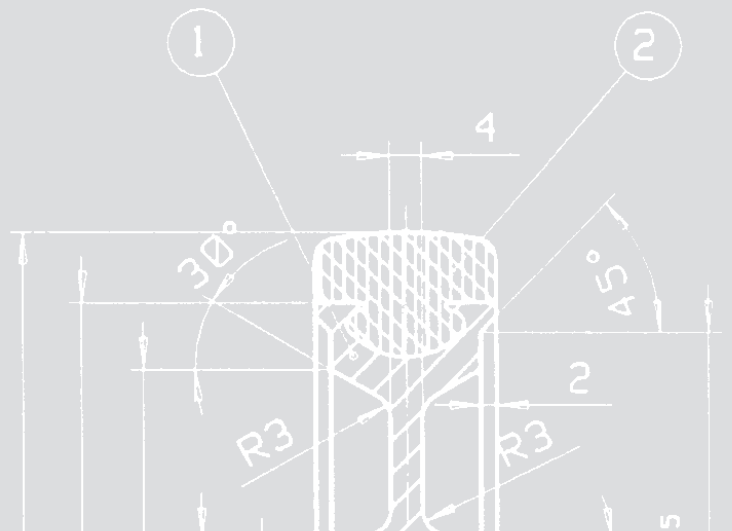
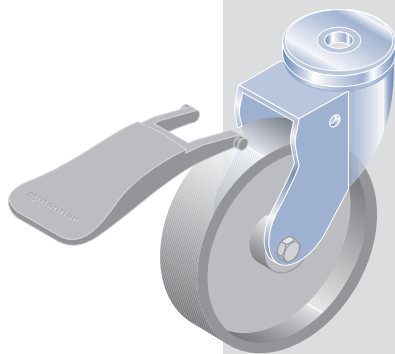
18

E-J SWIVEL CASTOR, BOLT HOLE, SINGLE ACTION BRAKE LOCKING WHEEL ONLY

NK polyamide centre + solid-rubber tyre, threadguard.

Code								
E-J-75 NK*	75	23	100	95	10	•	50	0,30
E-J-100 NK*	100	23	125	95	10	•	50	0,39
E-J-125 NK*	125	23	150	100	10	•	50	0,49


* Also available fitted with a large threadguard. Please, add -S- to the code, e.g. E-J-S-75 NK.



Brake pedal can be replaced with a new one if needed.

Light equipment castors

ET FITTING











Code	Tubular	Square	
	core Ø	core □	
ET-18, 19	18-19		0,08
ET-22	22		0,08
ET-25	25		0,09
ET-28	28		0,10
ET-37	37		0,12
ET 17x17		17	0,08
ET 22x22		22	0,09
ET 27x27		27	0,10
ET 37x37		37	0,16



19

EL SWIVEL CASTOR, RECTANGULAR TOP PLATE

N polyamide. NK polyamide centre + solid-rubber tyre, threadguard.

Code										
EL-75 N*	75	23	105	75	60x60	45x45	6,5	•	50	0,30
EL-75 NK*	75	23	105	75	60x60	45x45	6,5	•	50	0,36
EL-100 NK*	100	23	130	88	60x60	45x45	6,5	•	50	0,44
EL-125 NK*	125	23	155	100	60x60	45x45	6,5	•	50	0,55

* Also available fitted with a large threadguard. Please, add -S- to the code, e.g. EL-S-75 NK.













20

EL-J SWIVEL CASTOR, RECTANGULAR TOP PLATE

SINGLE ACTION BRAKE LOCKING WHEEL ONLY

NK polyamide centre + solid-rubber tyre, threadguard.

Code										
EL-J-75 NK*	75	23	105	95	60x60	45x45	6,5	•	50	0,37
EL-J-100 NK*	100	23	130	95	60x60	45x45	6,5	•	50	0,45
EL-J-125 NK*	125	23	155	100	60x60	45x45	6,5	•	50	0,56

* Also available fitted with a large threadguard. Please, add -S- to the code, e.g. EL-J-S-75 NK.



21

The brake can be added to the castor afterwards, it only takes a few seconds.



Wheel 2000

- **servicing trolleys**
- **industrial kitchen equipment**
- **office furniture**
- **hospital equipment**
- **design furnishings**

Due to its offset twin wheel structure and materials the castor's run is silent and almost vibration free even on rough surfaces. Low rolling resistance makes work easier with Manner castors. Good resistance to corrosion provides suitability for demanding circumstances. The castors are pressure washable. Easy action brake pedal. Maintenance-free ball bearings.

Wheel 2000 excellently suits all equipment in restaurants, hotels, hospitals, offices and industrial kitchen facilities where silent running is the ideal. The noise level of equipment fitted with Wheel 2000 castors is more than 90% less than that of ordinary castors. Also, equipment on Wheel 2000 castors is easier to manoeuvre and lighter to move.

Castors are available with or without brakes. Can be manufactured in special colour requirements depending on the size of order.

We reserve the right for changes.

Wheel 2000



EMR TWIN WHEEL SWIVEL CASTOR WITH STAINLESS THREADED STEM

NP/K Fibreglass strengthened polyamide centre + polyurethane tread, ball bearing (sealed).

Code									Sh A	
EMR-125/2 NP/K	125	52	141	115	M10x16	•	70		85	0,52

EMR-J TWIN WHEEL SWIVEL CASTOR WITH STAINLESS THREADED STEM SINGLE ACTION BRAKE, LOCKING THE WHEEL ONLY

NP/K Fibreglass strengthened polyamide centre + polyurethane tread, ball bearing (sealed).









Code								Sh A	
EMR-J-125/2 NP/K	125	52	141	115	M10x16	•	70	85	0,54



22

EMT TWIN WHEEL SWIVEL CASTOR WITH STAINLESS STEM FOR TUBE EXPANDER

NP/K Fibreglass strengthened polyamide centre + polyurethane tread, ball bearing (sealed).

Code								Sh A	
EMT-125/2 NP/K	125	52	148	115	10x65	•	70	85	0,55

EMT-J TWIN WHEEL SWIVEL CASTOR WITH STAINLESS STEM FOR TUBE EXPANDER SINGLE ACTION BRAKE, LOCKING THE WHEEL ONLY

NP/K Fibreglass strengthened polyamide centre + polyurethane tread, ball bearing (sealed).


Code								Sh A	
EMT-J-125/2 NP/K	125	52	148	115	10x65	•	70	85	0,58

Select a suitable expander from the table below.



23

EMT TUBE EXPANDER SETS

Code	Tubular		Square	
	core ø	core □		
EMT-18, 19	18-19			0,03
EMT-22	22			0,03
EMT-25	25			0,04
EMT-28	28			0,05
EMT-37	37			0,07
EMT 17x17			17	0,03
EMT 22x22			22	0,04
EMT 27x27			27	0,05
EMT 37x37			37	0,11



24

TSE BUMPER PROTECTOR

N polyamide. N18/8 polyamide + 2 stainless bedding discs.

Code			
TSE-75/25 N	75	25	0,017
TSE-75/10 N 18/8	75	10	0,054



25

The easy movement and silent running of this castor almost always surprises the user.



Tango

- **shower chairs**
- **geriatric chairs**
- **patient hoists**
- **hospital equipment**
- **servicing trolleys**
- **shopping carts**
- **shop furnishings**

Tango is an easily maintained state-of-the-art furniture castor manufactured using fibreglass-strengthened polyamide. Tango rolls smoothly while pleasing the eye with its elegant design. An optional foot guard that prevents injury to the feet can also be installed. Tango is particularly well suited to surroundings, such as hospitals, where quiet is essential. Read more about Tango on Page 6 and ask for a separate Tango leaflet.

Tango

MKI WHEEL

PTE SOFT polypropylene centre + soft thermoelastic rubber tyre, plain bearing. PTE 80 polypropylene centre + thermoelastic rubber tyre (hardness 80 Sh A), plain bearing. -S-PTE/K 80 polypropylene centre + thermoelastic rubber tyre (80 Sh A), threadguard, ball bearing (sealed). -S-PTE/K polypropylene centre + thermoelastic rubber tyre, threadguard, ball bearing (sealed). -S-PTE/K SOFT polypropylene centre + soft thermoelastic rubber tyre, threadguard, ball bearing (sealed). -S-NEK/K polyamide centre + elastic solid-rubber tyre, threadguard, ball bearing (unsealed).



26

Code								Sh A	
MKI-75 PTE 80	75	32	29	8		•	70	80	0,08
MKI-S-75 PTE/K 80	75	32	37	8	•		70	80	0,12
MKI-100 PTE SOFT¹⁾	100	32	29	8		•	70	55	0,13
MKI-S-100 PTE/K	100	32	37	8	•		100	90	0,18
MKI-S-100 PTE/K SOFT	100	32	37	8	•		70	55	0,18
MKI-S-100 NEK/K	100	32	37	8	•		80	60	0,23
MKI-125 PTE SOFT¹⁾	125	32	29	8		•	70	55	0,18
MKI-S-125 PTE/K	125	32	37	8	•		100	90	0,24
MKI-S-125 PTE/K SOFT	125	32	37	8	•		70	55	0,24
MKI-S-125 NEK/K	125	32	37	8	•		100	60	0,31

MK SWIVEL CASTOR, BOLT HOLE

PTE SOFT polypropylene centre + soft thermoelastic rubber tyre. PTE 80 polypropylene centre + thermoelastic rubber tyre (hardness 80 Sh A). -S-PTE/K 80 polypropylene centre + thermoelastic rubber tyre (80 Sh A), threadguard. -S-PTE/K polypropylene centre + thermoelastic rubber tyre, threadguard. -S-PTE/K SOFT polypropylene centre + soft thermoelastic rubber tyre, threadguard. -S-NEK/K polyamide centre + elastic solid-rubber tyre, threadguard.



27

Code									
MK-75 PTE 80	75	32	110	73	10/12		•	70	0,23
MK-S-75 PTE/K 80	75	32	110	73	10/12	•		70	0,27
MK-100 PTE SOFT	100	32	141	95	10/12		•	70	0,28
MK-S-100 PTE/K	100	32	141	95	10/12	•		100	0,34
MK-S-100 PTE/K SOFT	100	32	141	95	10/12	•		70	0,34
MK-S-100 NEK/K	100	32	141	95	10/12	•		80	0,46
MK-125-PTE SOFT	125	32	161	109	10/12		•	70	0,34
MK-S-125 PTE/K	125	32	161	109	10/12	•		100	0,41
MK-S-125 PTE/K SOFT	125	32	161	109	10/12	•		70	0,41
MK-S-125 NEK/K	125	32	161	109	10/12	•		100	0,50

MK-J SWIVEL CASTOR, BOLT HOLE, TOTAL-STOP BRAKE LOCKS WHEEL AND SWIVEL

PTE SOFT polypropylene centre + soft thermoelastic rubber tyre. PTE 80 polypropylene centre + thermoelastic rubber tyre (hardness 80 Sh A). -S-PTE/K 80 polypropylene centre + thermoelastic rubber tyre (80 Sh A), threadguard. -S-PTE/K polypropylene centre + thermoelastic rubber tyre, threadguard. -S-PTE/K SOFT polypropylene centre + soft thermoelastic rubber tyre, threadguard. -S-NEK/K polyamide centre + elastic solid-rubber tyre, threadguard.



28

Code									
MK-J-75 PTE 80	75	32	110	94	10/12	-	•	70	0,27
MK-J-S-75 PTE/K 80	75	32	110	94	10/12	•	-	70	0,32
MK-J-100 PTE SOFT	100	32	141	95	10/12	-	•	70	0,32
MK-J-S-100 PTE/K	100	32	141	95	10/12	•	-	100	0,39
MK-J-S-100 PTE/K SOFT	100	32	141	95	10/12	•	-	70	0,37
MK-J-S-100 NEK/K	100	32	141	95	10/12	•	-	80	0,41
MK-J-125 PTE SOFT	125	32	161	109	10/12	-	•	70	0,38
MK-J-S-125 PTE/K	125	32	161	109	10/12	•	-	100	0,46
MK-J-S-125 PTE/K SOFT	125	32	161	109	10/12	•	-	70	0,46
MK-J-S-125 NEK/K	125	32	161	109	10/12	•	-	100	0,53

Tango



29

MKR SWIVEL CASTOR, THREADED STEM

PTE SOFT polypropylene centre + soft thermoelastic rubber tyre, plain bearing. PTE 80 polypropylene centre + thermoelastic rubber tyre (hardness 80 Sh A). -S-PTE/K 80 polypropylene centre + thermoelastic rubber tyre (80 Sh A), threadguard. -S-PTE/K polypropylene centre + thermoelastic rubber tyre, threadguard. -S-PTE/K SOFT polypropylene centre + soft thermoelastic rubber tyre, threadguard. -S-NEK/K polyamide centre + elastic solid-rubber tyre, threadguard.

Code									
MKR-75 PTE 80	75	32	110	73	M 10x16 M12x16	-	•	70	0,26
MKR-S-75 PTE/K 80	75	32	110	73	M 10x16 M12x16	•	-	70	0,30
MKR-100 PTE SOFT	100	32	141	95	M 10x16 M12x16	-	•	70	0,34
MKR-S-100 PTE/K	100	32	141	95	M 10x16 M12x16	•	-	100	0,39
MKR-S-100 PTE/K SOFT	100	32	141	95	M 10x16 M12x16	•	-	70	0,39
MKR-S-100 NEK/K	100	32	141	95	M 10x16 M12x16	•	-	80	0,50
MKR-125 PTE SOFT	125	32	161	109	M 10x16 M12x16	-	•	70	0,46
MKR-S-125 PTE/K	125	32	161	109	M 10x16 M12x16	•	-	100	0,46
MKR-S-125 PTE/K SOFT	125	32	161	109	M 10x16 M12x16	•	-	70	0,46
MKR-S-125 NEK/K	125	32	161	109	M 10x16 M12x16	•	-	100	0,53



30

MKR-J SWIVEL CASTOR, THREADED STEM TOTAL-STOP BRAKE LOCKS WHEEL AND SWIVEL

PTE SOFT polypropylene centre + soft thermoelastic rubber tyre. PTE 80 polypropylene centre + thermoelastic rubber tyre (hardness 80 Sh A). -S-PTE/K 80 polypropylene centre + thermoelastic rubber tyre (80 Sh A), threadguard. -S-PTE/K polypropylene centre + thermoelastic rubber tyre, threadguard. -S-PTE/K SOFT polypropylene centre + soft thermoelastic rubber tyre, threadguard. -S-NEK/K polyamide centre + elastic solid-rubber tyre, threadguard.

Code									
MKR-J-75 PTE 80	75	32	110	94	M 10x16 M12x16	-	•	70	0,29
MKR-J-S-75 PTE/K 80	75	32	110	94	M 10x16 M12x16	•	-	70	0,33
MKR-J-100 PTE SOFT	100	32	141	95	M 10x16 M12x16	-	•	70	0,36
MKR-J-S-100 PTE/K	100	32	141	95	M 10x16 M12x16	•	-	100	0,42
MKR-J-S-100 PTE/K SOFT	100	32	141	95	M 10x16 M12x16	•	-	70	0,42
MKR-J-S-100 NEK/K	100	32	141	95	M 10x16 M12x16	•	-	80	0,47
MKR-J-125 PTE SOFT	125	32	161	109	M 10x16 M12x16	-	•	70	0,43
MKR-J-S-125 PTE/K	125	32	161	109	M 10x16 M12x16	•	-	100	0,49
MKR-J-S-125 PTE/K SOFT	125	32	161	109	M 10x16 M12x16	•	-	70	0,49
MKR-J-S-125 NEK/K	125	32	161	109	M 10x16 M12x16	•	-	100	0,56



31

MKR-R SWIVEL CASTOR, THREADED STEM DIRECTIONAL LOCK LOCKS SWIVEL IN RUNNING OR OPPOSITE DIRECTION

PTE SOFT polypropylene centre + soft thermoelastic rubber tyre. PTE 80 polypropylene centre + thermoelastic rubber tyre (hardness 80 Sh A). -S-PTE/K 80 polypropylene centre + thermoelastic rubber tyre (80 Sh A), threadguard. -S-PTE/K polypropylene centre + thermoelastic rubber tyre, threadguard. -S-PTE/K SOFT polypropylene centre + soft thermoelastic rubber tyre, threadguard. -S-NEK/K polyamide centre + elastic solid-rubber tyre, threadguard.

Code									
MKR-R-75 PTE 80	75	32	110	94	M 10x16 M12x16	-	•	70	0,29
MKR-R-S-75 PTE/K 80	75	32	110	94	M 10x16 M12x16	•	-	70	0,33
MKR-R-100 PTE SOFT	100	32	141	95	M 10x16 M12x16	-	•	70	0,36
MKR-R-S-100 PTE/K	100	32	141	95	M 10x16 M12x16	•	-	100	0,42
MKR-R-S-100 PTE/K SOFT	100	32	141	95	M 10x16 M12x16	•	-	70	0,42
MKR-R-S-100 NEK/K	100	32	141	95	M 10x16 M12x16	•	-	80	0,47
MKR-R-125 PTE SOFT	125	32	161	109	M 10x16 M12x16	-	•	70	0,43
MKR-R-S-125 PTE/K	125	32	161	109	M 10x16 M12x16	•	-	100	0,49
MKR-R-S-125 PTE/K SOFT	125	32	161	109	M 10x16 M12x16	•	-	70	0,49
MKR-R-S-125 NEK/K	125	32	161	109	M 10x16 M12x16	•	-	100	0,56

Tango

MKT TUBE EXPANDER SETS

Code	Tubular		Square		⊗
	core ø		core	□	
MKT-18, 19	18-19				0,09
MKT-22	22				0,09
MKT-25	25				0,11
MKT-28	28				0,11
MKT-37	37				0,14
MKT 17X17			17		0,09
MKT 22X22			22		0,10
MKT 27X27			27		0,11
MKT-37X37			37		0,17



32

MKL SWIVEL CASTOR, RECTANGULAR TOP PLATE

PTE SOFT polypropylene centre + soft thermoelastic rubber tyre. PTE 80 polypropylene centre + thermoelastic rubber tyre (hardness 80 Sh A). -S-PTE/K 80 polypropylene centre + thermoelastic rubber tyre (80 Sh A), threadguard. -S-PTE/K polypropylene centre + thermoelastic rubber tyre, threadguard. -S-PTE/K SOFT polypropylene centre + soft thermoelastic rubber tyre, threadguard. -S-NEK/K polyamide centre + elastic solid-rubber tyre, threadguard.

Code	⊗	↔	↻	↻	□	⊗	⊗	⊗	⊗	⊗	⊗	⊗
MKL-75 PTE 80	75	32	117	73	77x67 95X70	61/51x50/42 75X50	8 11	-	•	70	0,31	
MKL-S-75 PTE/K 80	75	32	117	73	77x67 95X70	61/51x50/42 75X50	8 11	•	-	70	0,35	
MKL-100 PTE SOFT	100	32	148	95	77x67 95X70	61/51x50/42 75X50	8 11	-	•	70	0,37	
MKL-S-100 PTE/K	100	32	148	95	77x67 95X70	61/51x50/42 75X50	8 11	•	-	100	0,42	
MKL-S-100 PTE/K SOFT	100	32	148	95	77x67 95X70	61/51x50/42 75X50	8 11	•	-	70	0,42	
MKL-S-100 NEK/K	100	32	148	95	77x67 95X70	61/51x50/42 75X50	8 11	•	-	80	0,47	
MKL-125 PTE SOFT	125	32	168	109	77x67 95X70	61/51x50/42 75X50	8 11	-	•	70	0,42	
MKL-S-125 PTE/K	125	32	168	109	77x67 95X70	61/51x50/42 75X50	8 11	•	-	100	0,49	
MKL-S-125 PTE/K SOFT	125	32	168	109	77x67 95X70	61/51x50/42 75X50	8 11	•	-	70	0,49	
MKL-S-125 NEK/K	125	32	168	109	77x67 95X70	61/51x50/42 75X50	8 11	•	-	100	0,56	



33

MKL-J SWIVEL CASTOR, RECTANGULAR TOP PLATE

TOTAL-STOP BRAKE LOCKS WHEEL AND SWIVEL

PTE SOFT polypropylene centre + soft thermoelastic rubber tyre. PTE 80 polypropylene centre + thermoelastic rubber tyre (hardness 80 Sh A). -S-PTE/K 80 polypropylene centre + thermoelastic rubber tyre (80 Sh A), threadguard. -S-PTE/K polypropylene centre + thermoelastic rubber tyre, threadguard. -S-PTE/K SOFT polypropylene centre + soft thermoelastic rubber tyre, threadguard. -S-NEK/K polyamide centre + elastic solid-rubber tyre, threadguard.

Code	⊗	↔	↻	↻	□	⊗	⊗	⊗	⊗	⊗	⊗	⊗
MKL-J-75 PTE 80	75	32	117	94	77x67 95X70	61/51x50/42 75X50	8 11	-	•	70	0,34	
MKL-J-S-75 PTE/K 80	75	32	117	94	77x67 95X70	61/51x50/42 75X50	8 11	•	-	70	0,38	
MKL-J-100 PTE SOFT	100	32	148	95	77x67 95X70	61/51x50/42 75X50	8 11	-	•	70	0,42	
MKL-J-S-100 PTE/K	100	32	148	95	77x67 95X70	61/51x50/42 75X50	8 11	•	-	100	0,45	
MKL-J-S-100 PTE/K SOFT	100	32	148	95	77x67 95X70	61/51x50/42 75X50	8 11	•	-	70	0,45	
MKL-J-S-100 NEK/K	100	32	148	95	77x67 95X70	61/51x50/42 75X50	8 11	•	-	80	0,50	
MKL-J-125 PTE SOFT	125	32	168	109	77x67 95X70	61/51x50/42 75X50	8 11	-	•	70	0,51	
MKL-J-S-125 PTE/K	125	32	168	109	77x67 95X70	61/51x50/42 75X50	8 11	•	-	100	0,54	
MKL-J-S-125 PTE/K SOFT	125	32	168	109	77x67 95X70	61/51x50/42 75X50	8 11	•	-	70	0,54	
MKL-J-S-125 NEK/K	125	32	168	109	77x67 95X70	61/51x50/42 75X50	8 11	•	-	100	0,61	



34

Tango



35

MKL-R SWIVEL CASTOR, RECTANGULAR TOP PLATE DIRECTIONAL LOCK LOCKS SWIVEL IN RUNNING OR OPPOSITE DIRECTION

PTE SOFT polypropylene centre + soft thermoelastic rubber tyre. PTE 80 polypropylene centre + thermoelastic rubber tyre (hardness 80 Sh A). -S-PTE/K 80 polypropylene centre + thermoelastic rubber tyre (80 Sh A), threadguard. -S-PTE/K polypropylene centre + thermoelastic rubber tyre, threadguard. -S-PTE/K SOFT polypropylene centre + soft thermoelastic rubber tyre, threadguard. -S-NEK/K polyamide centre + elastic solid-rubber tyre, threadguard.

Code												
MKL-R-75 PTE 80	75	32	117	94			61/51x50/42	8	-	•	70	0,34
MKL-R-S-75 PTE/K 80	75	32	117	94			61/51x50/42	8	•	-	70	0,38
MKL-R-100 PTE SOFT	100	32	148	95			61/51x50/42	8	-	•	70	0,42
MKL-R-S-100 PTE/K	100	32	148	95			61/51x50/42	8	•	-	100	0,45
MKL-R-S-100 PTE/K SOFT	100	32	148	95			61/51x50/42	8	•	-	70	0,45
MKL-R-S-100 NEK/K	100	32	148	95			61/51x50/42	8	•	-	80	0,50
MKL-R-125 PTE SOFT	125	32	168	109			61/51x50/42	8	-	•	70	0,51
MKL-R-S-125 PTE/K	125	32	168	109			61/51x50/42	8	•	-	100	0,54
MKL-R-S-125 PTE/K SOFT	125	32	168	109			61/51x50/42	8	•	-	70	0,54
MKL-R-S-125 NEK/K	125	32	168	109			61/51x50/42	8	•	-	100	0,61



36

MPR FIXED CASTOR, THREADED STEM

PTE SOFT polypropylene centre + soft thermoelastic rubber tyre. -S-PTE/K polypropylene centre + thermoelastic rubber tyre, threadguard. -S-PTE/K SOFT polypropylene centre + soft thermoelastic rubber tyre, threadguard. -S-NEK/K polyamide centre + elastic solid-rubber tyre, threadguard.

Code									
MPR-100 PTE SOFT	100	32	141	M10x16	•	•	70		0,21
MPR-S-100 PTE/K	100	32	141	M10x16	•	-	100		0,26
MPR-S-100 PTE/K SOFT	100	32	141	M10x16	•	-	70		0,26
MPR-S-100 NEK/K	100	32	141	M10x16	•	-	80		0,31
MPR-125 PTE SOFT	125	32	161	M10x16	-	•	70		0,27
MPR-S-125 PTE/K	125	32	161	M10x16	•	-	100		0,33
MPR-S-125 PTE/K SOFT	125	32	161	M10x16	•	-	70		0,33
MPR-S-125 NEK/K	125	32	161	M10x16	•	-	100		0,40



37

MPL FIXED CASTOR, RECTANGULAR TOP PLATE

PTE SOFT polypropylene centre + soft thermoelastic rubber tyre. -S-PTE/K polypropylene centre + thermoelastic rubber tyre, threadguard. -S-PTE/K SOFT polypropylene centre + soft thermoelastic rubber tyre, threadguard. -S-NEK/K polyamide centre + elastic solid-rubber tyre, threadguard.

Code											
MPL-100 PTE SOFT	100	32	148			61/51x50/42	8	-	•	70	0,24
MPL-S-100 PTE/K	100	32	148			61/51x50/42	8	•	-	100	0,29
MPL-S-100 PTE/K SOFT	100	32	148			61/51x50/42	8	•	-	70	0,29
MPL-S-100 NEK/K	100	32	148			61/51x50/42	8	•	-	80	0,34
MPL-125 PTE SOFT	125	32	168			61/51x50/42	8	-	•	70	0,29
MPL-S-125 PTE/K	125	32	168			61/51x50/42	8	•	-	100	0,35
MPL-S-125 PTE/K SOFT	125	32	168			61/51x50/42	8	•	-	70	0,35
MPL-S-125 NEK/K	125	32	168			61/51x50/42	8	•	-	100	0,42



- standard colours for the housing; black and grey
- standard colours for the brake pedal; red, black, grey and yellow
- in economical quantities it can be supplied in selected colours

In the picture standard colours of Tango



Equipment castors

- **hospital equipment**
- **serving trolleys**
- **workshop tables and trolleys**
- **industrial kitchen equipment**
- **shopping carts**
- **shop furnishings**
- **catering equipment**
- **shower chairs**
- **hoists**

Manner equipment castors represent the peak of production development and design. Carefully selected raw materials and, among others, excellent bearings ensure that the castors withstand constant use and harsh conditions. The total-stop brakes and directional locks enhance functionality and safety.

Equipment castors



38

ESI WHEEL

ND polyamide centre + polyurethane tread, plain bearing.

Code							Sh A	
ESI-75 ND	75	28	35,5	8,2	•	90	98	0,06
ESI-100 ND	100	30	35,5	8,2	•	95	98	0,11
ESI-125 ND	125	30	35,5	8,2	•	100	98	0,15
ESI-150 ND	150	30	35,5	8,2	•	105	98	0,20
ESI-80 AL	80	30	35,5	8,2	•	90	98	0,20

Available also with threadguard. The letter S is added to the code, e.g. ESI-S-100 ND. ESI-80 AL is suitable for 75 mm swivel forks, but not on models with brakes.



39

ES SWIVEL CASTOR, BOLT HOLE

ND polyamide centre + polyurethane tread.

Code									
ES-75 ND	75	28	115	80	10/12	•	-	90	0,42
ES-100 ND	100	30	142	90	10/12	•	•	95	0,57
ES-125 ND	125	30	167	106	10/12	•	•	100	0,67
ES-150 ND	150	30	190	115	10/12	•	-	105	0,75

Available also with the threadguard. The letter S is added to the code, e.g. ES-S-75 ND.



40

ES-JN SWIVEL CASTOR, BOLT HOLE, TOTAL-STOP BRAKE LOCKS WHEEL AND SWIVEL

ND polyamide centre + polyurethane tread.

Code									
ES-JN-75 ND	75	28	115	107	10/12	•	-	90	0,51
ES-JN-100 ND	100	30	142	107	10/12	•	• ¹⁾	95	0,63
ES-JN-125 ND	125	30	167	110	10/12	•	• ¹⁾	100	0,73
ES-JN-150 ND	150	30	190	130	10/12	•	-	105	0,76

Available also with the threadguard. The letter S is added to the code, e.g. ES-JN-S-75 ND.

¹⁾ Code by ordering ES-J-100 ND/ES-J-125 ND (NOTE: brake not as in pict.)



41

ES-RN SWIVEL CASTOR, BOLT HOLE, DIRECTIONAL LOCK LOCKS SWIVEL IN RUNNING OR OPPOSITE DIRECTION

ND polyamide centre + polyurethane tread.

Code								
ES-RN-75 ND	75	28	115	107	12	•	90	0,51
ES-RN-100 ND	100	30	142	107	12	•	95	0,63
ES-RN-125 ND	125	30	167	110	12	•	100	0,73
ES-RN-150 ND	150	30	190	130	12	•	105	0,76

Available also with the threadguard. The letter S is added to the code, e.g. ES-RN-S-75 ND.



42

ESP FIXED CASTOR, BOLT HOLE

ND polyamide centre + polyurethane tread.

Code							
ESP-75 ND	75	28	115	10/12	•	90	0,34
ESP-100 ND	100	30	142	10/12	•	95	0,45
ESP-125 ND	125	30	167	10/12	•	100	0,54
ESP-150 ND	150	30	190	10/12	•	105	0,61

Available also with the threadguard. The letter S is added to the code, e.g. ESP-S-75 ND.

Equipment castors

EST ESR TUBE EXPANDER SETS

Code	Tubular		Square	□	⊗
	core ø	core			
EST-18, 19	18-19				0,09
EST-22	22				0,09
EST-25	25				0,10
EST-28	28				0,11
EST-37	37				0,13
EST 17X17			17		0,09
EST 22X22			22		0,09
EST 27X27			27		0,11
EST 37X37			37		0,17
ESR-M12X40					0,07

FIT ALL CASTORS IN EQUIPMENT CASTORS' SERIES



43

Expander requires a free installation depth of 75 mm.

ESL SWIVEL CASTOR, RECTANGULAR TOP PLATE

ND polyamide centre + polyurethane tread.

Code	⊗	→←	↻	↻	□	⊗	⊗	⊗	⊗	⊗	⊗
ESL-75 ND	75	28	115	80	95x70	75x45	8,5	•	90		0,61
ESL-100 ND	100	30	142	90	95x70	75x45	8,5	•	95		0,73
ESL-125 ND	125	30	167	106	95x70	75x45	8,5	•	100		0,83
ESL-150 ND	150	30	190	115	95x70	75x45	8,5	•	105		0,91

Available also with the threadguard. The letter S is added to the code, e.g. ESL-S75 ND.



44

ESL-JN SWIVEL CASTOR, RECTANGULAR TOP PLATE, TOTAL-STOP BRAKE LOCKS WHEEL AND SWIVEL

ND polyamide centre + polyurethane tread.

Code	⊗	→←	↻	↻	□	⊗	⊗	⊗	⊗	⊗	⊗
ESL-JN-75 ND	75	28	115	107	95x70	75x45	8,5	•	90		0,65
ESL-JN-100 ND	100	30	142	107	95x70	75x45	8,5	•	95		0,79
ESL-JN-125 ND	125	30	167	110	95x70	75x45	8,5	•	100		0,89
ESL-JN-150 ND	150	30	190	130	95x70	75x45	8,5	•	105		0,97

Available also with the threadguard. The letter S is added to the code, e.g. ESL-JN-S75 ND.



45

ESPL FIXED CASTOR, RECTANGULAR TOP PLATE

ND polyamide centre + polyurethane tread.

Code	⊗	→←	↻	↻	□	⊗	⊗	⊗	⊗	⊗	⊗
ESPL-75 ND	75	28	115		95x70	75x45	8,5	•	90		0,50
ESPL-100 ND	100	30	142		95x70	75x45	8,5	•	95		0,61
ESPL-125 ND	125	30	167		95x70	75x45	8,5	•	100		0,71
ESPL-150 ND	150	30	190		95x70	75x45	8,5	•	105		0,77

Available also with the threadguard. The letter S is added to the code, e.g. Esim ESPL-S75 ND.



46

Polyurethane tread is hardwearing.

Equipment castors



47

ESI WHEEL

ND/K polyamide centre + polyurethane tread, ball bearing (sealed).

Code								Sh A	
ESI-75 ND/K	75	28	36	8,2	•	90		98	0,14
ESI-100 ND/K	100	30	36	8,2	•	95		98	0,21
ESI-125 ND/K	125	30	36	8,2	•	100		98	0,27
ESI-150 ND/K	150	30	36	8,2	•	105		98	0,31



48

ES SWIVEL CASTOR, BOLT HOLE

ND/K polyamide centre + polyurethane tread.

Code								
ES-75 ND/K	75	28	115	80	10/12	•	90	0,48
ES-100 ND/K	100	30	142	90	10/12	•	95	0,60
ES-125 ND/K	125	30	167	106	10/12	•	100	0,68
ES-150 ND/K	150	30	190	115	10/12	•	105	0,75



49

ES-JN SWIVEL CASTOR, BOLT HOLE, TOTAL-STOP BRAKE LOCKS WHEEL AND SWIVEL

ND/K polyamide centre + polyurethane tread.

Code								
ES-JN-75 ND/K	75	28	115	107	10/12	•	90	0,55
ES-JN-100 ND/K	100	30	142	107	10/12	•	95	0,66
ES-JN-125 ND/K	125	30	167	110	10/12	•	100	0,73
ES-JN-150 ND/K	150	30	190	130	10/12	•	105	0,82



50

ES-RN SWIVEL CASTOR, BOLT HOLE, DIRECTIONAL LOCK LOCKS SWIVEL IN RUNNING OR OPPOSITE DIRECTION

ND/K polyamide centre + polyurethane tread.

Code								
ES-RN-75 ND/K	75	28	115	107	12	•	90	0,55
ES-RN-100 ND/K	100	30	142	107	12	•	95	0,67
ES-RN-125 ND/K	125	30	167	110	12	•	100	0,75
ES-RN-150 ND/K	150	30	190	130	12	•	105	0,83



51

ESP FIXED CASTOR, BOLT HOLE











ND/K polyamide centre + polyurethane tread.

Code								
ESP-75 ND/K	75	28	115	10/12	•	90		0,37
ESP-100 ND/K	100	30	142	10/12	•	95		0,48
ESP-125 ND/K	125	30	167	10/12	•	100		0,55
ESP-150 ND/K	150	30	190	10/12	•	105		0,61

Equipment castors

ESL SWIVEL CASTOR, RECTANGULAR TOP PLATE

ND/K polyamide centre + polyurethane tread.











Code										
ESL-75 ND/K	75	28	115	80	95x70	75x45	8,5	•	90	0,66
ESL-100 ND/K	100	30	142	90	95x70	75x45	8,5	•	95	0,78
ESL-125 ND/K	125	30	167	106	95x70	75x45	8,5	•	100	0,85
ESL-150 ND/K	150	30	190	115	95x70	75x45	8,5	•	105	0,93



52

ESL-JN SWIVEL CASTOR, RECTANGULAR TOP PLATE, TOTAL-STOP BRAKE LOCKS WHEEL AND SWIVEL

ND/K polyamide centre + polyurethane tread.











Code										
ESL-JN-75 ND/K	75	28	115	107	95x70	75x45	8,5	•	90	0,70
ESL-JN-100 ND/K	100	30	142	107	95x70	75x45	8,5	•	95	0,84
ESL-JN-125 ND/K	125	30	167	110	95x70	75x45	8,5	•	100	0,91
ESL-JN-150 ND/K	150	30	190	130	95x70	75x45	8,5	•	105	0,98



53

ESPL FIXED CASTOR, RECTANGULAR TOP PLATE

ND/K polyamide centre + polyurethane tread.

Code										
ESPL-75 ND/K	75	28	115	95x70	75x45	8,5	•	90	0,55	
ESPL-100 ND/K	100	30	142	95x70	75x45	8,5	•	95	0,66	
ESPL-125 ND/K	125	30	167	95x70	75x45	8,5	•	100	0,73	
ESPL-150 ND/K	150	30	190	95x70	75x45	8,5	•	105	0,79	



54

Choose ball bearing if you move the equipment a lot.

Equipment castors



55

ESI WHEEL

-S-K steel plate centre + solid rubber tyre, threadguard, ball bearing (sealed).

Code							Sh A	
ESI-S-100 K	100	32	37	8,2	•	80	85	0,41
ESI-S-125 K	125	32	37	8,2	•	100	85	0,58
ESI-S-150 K	150	32	37	8,2	•	105	85	0,80



56

ES SWIVEL CASTOR, BOLT HOLE

-S-K steel plate centre + solid rubber tyre, threadguard.

Code								
ES-S-100 K	100	32	142	90	10/12	•	80	0,82
ES-S-125 K	125	32	167	106	10/12	•	100	1,01
ES-S-150 K	150	32	190	115	10/12	•	105	1,26



57

ES-JN SWIVEL CASTOR, BOLT HOLE TOTAL-STOP BRAKE LOCKS WHEEL AND SWIVEL

-S-K steel plate centre + solid rubber tyre, threadguard.

Code								
ES-JN-S-100 K	100	32	142	107	10/12	•	80	0,87
ES-JN-S-125 K	125	32	167	110	10/12	•	100	1,07
ES-JN-S-150 K	150	32	190	130	10/12	•	105	1,31



58

ES-RN SWIVEL CASTOR, BOLT HOLE, DIRECTIONAL LOCK LOCKS SWIVEL IN RUNNING OR OPPOSITE DIRECTION

-S-K steel plate centre + solid rubber tyre, threadguard.

Code								
ES-RN-S-100 K	100	32	142	107	12	•	80	0,87
ES-RN-S-125 K	125	32	167	110	12	•	100	1,06
ES-RN-S-150 K	150	32	190	130	12	•	105	1,32



59

ESP FIXED CASTOR, BOLT HOLE











-S-K steel plate centre + solid rubber tyre, threadguard.

Code							
ESP-S-100 K	100	32	142	10/12	•	80	0,64
ESP-S-125 K	125	32	167	10/12	•	100	0,88
ESP-S-150 K	150	32	190	10/12	•	105	1,12

Equipment castors

ESL SWIVEL CASTOR, RECTANGULAR TOP PLATE

-S-K steel plate centre + solid rubber tyre, threadguard.











Code										
ESL-S-100 K	100	32	142	90	95x70	75x45	8,5	•	80	0,98
ESL-S-125 K	125	32	167	106	95x70	75x45	8,5	•	100	1,17
ESL-S-150 K	150	32	190	115	95x70	75x45	8,5	•	105	1,42



60

ESL-JN SWIVEL CASTOR, RECTANGULAR TOP PLATE TOTAL-STOP BRAKE LOCKS WHEEL AND SWIVEL

-S-K steel plate centre + solid rubber tyre, threadguard.











Code										
ESL-JN-S-100 K	100	32	142	107	95x70	75x45	8,5	•	80	1,03
ESL-JN-S-125 K	125	32	167	110	95x70	75x45	8,5	•	100	1,23
ESL-JN-S-150 K	150	32	190	130	95x70	75x45	8,5	•	105	1,48



61

ESPL FIXED CASTOR, RECTANGULAR TOP PLATE

-S-K steel plate centre + solid rubber tyre, threadguard.

Code										
ESPL-S-100 K	100	32	142	95x70	75x45	8,5	•	80		0,86
ESPL-S-125 K	125	32	167	95x70	75x45	8,5	•	100		1,05
ESPL-S-150 K	150	32	190	95x70	75x45	8,5	•	105		1,28



62

Equipment castors



63

ESI WHEEL

PTE 80 polypropylene centre + thermoelastic rubber tyre (hardness 80 Sh A), plain bearing. PTE SOFT polypropylene centre + soft thermoelastic rubber tyre, plain bearing. -S-PTE/K polypropylene centre + thermoelastic rubber tyre, threadguard, ball bearing (sealed). -S-PTE/K SOFT polypropylene centre + soft thermoelastic rubber tyre, threadguard, ball bearing. -S-NEK/K polyamide centre + elastic solid-rubber tyre, threadguard, ball bearing (unsealed).

Code								Sh A	
ESI-75 PTE 80	75	32	36	8,2	-	•	70	80	0,08
ESI-100 PTE SOFT	100	32	36	8,2	-	•	70	55	0,13
ESI-S-100 PTE/K	100	32	36	8,2	•	-	100	90	0,18
ESI-S-100 PTE/K SOFT	100	32	36	8,2	•	-	70	55	0,18
ESI-S-100 NEK/K	100	32	36	8,2	•	-	80	60	0,22
ESI-125 PTE SOFT	125	32	36	8,2	-	•	70	55	0,19
ESI-S-125 PTE/K	125	32	36	8,2	•	-	100	90	0,25
ESI-S-125 PTE/K SOFT	125	32	36	8,2	•	-	70	55	0,25
ESI-S-125 NEK/K	125	32	36	8,2	•	-	100	60	0,32
ESI-S-150 PTE/K	150	32	36	8,2	•	-	100	90	0,33
ESI-S-150 PTE/K SOFT	150	32	36	8,2	•	-	70	55	0,33
ESI-S-150 NEK/K	150	32	36	8,2	•	-	105	60	0,42



64

ES SWIVEL CASTOR, BOLT HOLE

PTE 80 polypropylene centre + thermoelastic rubber tyre (hardness 80 Sh A). PTE SOFT polypropylene centre + soft thermoelastic rubber tyre. -S-PTE/K polypropylene centre + thermoelastic rubber tyre, threadguard. -S-PTE/K SOFT polypropylene centre + soft thermoelastic rubber tyre, threadguard. -S-NEK/K polyamide centre + elastic solid-rubber tyre, threadguard.

Code									
ES-75 PTE 80	75	32	115	80	10/12	-	•	70	0,49
ES-100 PTE SOFT	100	32	142	90	10/12	-	•	70	0,54
ES-S-100 PTE/K	100	32	142	90	10/12	•	-	100	0,58
ES-S-100 PTE/K SOFT	100	32	142	90	10/12	•	-	70	0,58
ES-S-100 NEK/K	100	32	142	90	10/12	•	-	80	0,63
ES-125 PTE SOFT	125	32	167	106	10/12	-	•	70	0,61
ES-S-125 PTE/K	125	32	167	106	10/12	•	-	100	0,67
ES-S-125 PTE/K SOFT	125	32	167	106	10/12	•	-	70	0,67
ES-S-125 NEK/K	125	32	167	106	10/12	•	-	100	0,74
ES-S-150 PTE/K	150	32	190	130	10/12	•	-	100	0,79
ES-S-150 PTE/K SOFT	150	32	190	130	10/12	•	-	70	0,79
ES-S-150 NEK/K	150	32	190	130	10/12	•	-	105	0,87



65

ES-JN SWIVEL CASTOR, BOLT HOLE, TOTAL-STOP BRAKE LOCKS WHEEL AND SWIVEL

PTE 80 polypropylene centre + thermoelastic rubber tyre (hardness 80 Sh A). PTE SOFT polypropylene centre + soft thermoelastic rubber tyre. -S-PTE/K polypropylene centre + thermoelastic rubber tyre, threadguard. -S-PTE/K SOFT polypropylene centre + soft thermoelastic rubber tyre, threadguard. -S-NEK/K polyamide centre + elastic solid-rubber tyre, threadguard.

Code									
ES-JN-75 PTE 80	75	32	115	107	10/12	-	•	70	0,54
ES-JN-100 PTE SOFT	100	32	142	107	10/12	-	•	70	0,59
ES-JN-S-100 PTE/K	100	32	142	107	10/12	•	-	100	0,64
ES-JN-S-100 PTE/K SOFT	100	32	142	107	10/12	•	-	70	0,64
ES-JN-S-100 NEK/K	100	32	142	107	10/12	•	-	80	0,68
ES-JN-125 PTE SOFT	125	32	167	110	10/12	-	•	70	0,67
ES-JN-S-125 PTE/K	125	32	167	110	10/12	•	-	100	0,73
ES-JN-S-125 PTE/K SOFT	125	32	167	110	10/12	•	-	70	0,73
ES-JN-S-125 NEK/K	125	32	167	110	10/12	•	-	100	0,78
ES-JN-S-150 PTE/K	150	32	190	130	10/12	•	-	100	0,84
ES-JN-S-150 PTE/K SOFT	150	32	190	130	10/12	•	-	70	0,84
ES-JN-S-150 NEK/K	150	32	190	130	10/12	•	-	105	0,93

Equipment castors

ES-RN SWIVEL CASTOR, BOLT HOLE,

DIRECTIONAL LOCK LOCKS SWIVEL IN RUNNING OR OPPOSITE DIRECTION

PTE 80 polypropylene centre + thermoelastic rubber tyre (hardness 80 Sh A). PTE SOFT polypropylene centre + soft thermoelastic rubber tyre. -S-PTE/K polypropylene centre + thermoelastic rubber tyre, threadguard. -S-PTE/K SOFT polypropylene centre + soft thermoelastic rubber tyre, threadguard. -S-NEK/K polyamide centre + elastic solid-rubber tyre, threadguard.

Code										
ES-RN-75 PTE 80	75	32	115	107	12	-	•	70		0,53
ES-RN-100 PTE SOFT	100	32	142	107	12	-	•	70		0,58
ES-RN-S-100 PTE/K	100	32	142	107	12	•	-	100		0,64
ES-RN-S-100 PTE/K SOFT	100	32	142	107	12	•	-	70		0,64
ES-RN-S-100 NEK/K	100	32	142	107	12	•	-	80		0,68
ES-RN-125 PTE SOFT	125	32	167	110	12	-	•	70		0,65
ES-RN-S-125 PTE/K	125	32	167	110	12	•	-	100		0,73
ES-RN-S-125 PTE/K SOFT	125	32	167	110	12	•	-	70		0,73
ES-RN-S-125 NEK/K	125	32	167	110	12	•	-	100		0,80
ES-RN-S-150 PTE/K	150	32	190	130	12	•	-	100		0,84
ES-RN-S-150 PTE/K SOFT	150	32	190	130	12	•	-	70		0,84
ES-RN-S-150 NEK/K	150	32	190	130	12	•	-	105		0,93



66

ESP FIXED CASTOR, BOLT HOLE

PTE 80 polypropylene centre + thermoelastic rubber tyre (hardness 80 Sh A). PTE SOFT polypropylene centre + soft thermoelastic rubber tyre. -S-PTE/K polypropylene centre + thermoelastic rubber tyre, threadguard. -S-PTE/K SOFT polypropylene centre + soft thermoelastic rubber tyre, threadguard. -S-NEK/K polyamide centre + elastic solid-rubber tyre, threadguard.

Code									
ESP-75 PTE 80	75	32	115	10/12	-	•	70		0,37
ESP-100 PTE SOFT	100	32	142	10/12	-	•	70		0,42
ESP-S-100 PTE/K	100	32	142	10/12	•	-	100		0,46
ESP-S-100 PTE/K SOFT	100	32	142	10/12	•	-	70		0,46
ESP-S-100 NEK/K	100	32	142	10/12	•	-	80		0,50
ESP-125 PTE SOFT	125	32	167	10/12	-	•	70		0,49
ESP-S-125 PTE/K	125	32	167	10/12	•	-	100		0,55
ESP-S-125 PTE/K SOFT	125	32	167	10/12	•	-	70		0,55
ESP-S-125 NEK/K	125	32	167	10/12	•	-	100		0,62
ESP-S-150 PTE/K	150	32	190	10/12	•	-	100		0,65
ESP-S-150 PTE/K SOFT	150	32	190	10/12	•	-	70		0,65
ESP-S-150 NEK/K	150	32	190	10/12	•	-	105		0,73



67

ESL SWIVEL CASTOR, RECTANGULAR TOP PLATE

PTE 80 polypropylene centre + thermoelastic rubber tyre (hardness 80 Sh A). PTE SOFT polypropylene centre + soft thermoelastic rubber tyre. -S-PTE/K polypropylene centre + thermoelastic rubber tyre, threadguard. -S-PTE/K SOFT polypropylene centre + soft thermoelastic rubber tyre, threadguard. -S-NEK/K polyamide centre + elastic solid-rubber tyre, threadguard.

Code											
ESL-75 PTE 80	75	32	115	80	95x70	75x45	8,5	-	•	70	0,62
ESL-100 PTE SOFT	100	32	142	90	95x70	75x45	8,5	-	•	70	0,67
ESL-S-100 PTE/K	100	32	142	90	95x70	75x45	8,5	•	-	100	0,74
ESL-S-100 PTE/K SOFT	100	32	142	90	95x70	75x45	8,5	•	-	70	0,74
ESL-S-100 NEK/K	100	32	142	90	95x70	75x45	8,5	•	-	80	0,79
ESL-125 PTE SOFT	125	32	167	106	95x70	75x45	8,5	-	•	70	0,75
ESL-S-125 PTE/K	125	32	167	106	95x70	75x45	8,5	•	-	100	0,84
ESL-S-125 PTE/K SOFT	125	32	167	106	95x70	75x45	8,5	•	-	70	0,84
ESL-S-125 NEK/K	125	32	167	106	95x70	75x45	8,5	•	-	100	0,90
ESL-S-150 PTE/K	150	32	190	130	95x70	75x45	8,5	•	-	100	0,95
ESL-S-150 PTE/K SOFT	150	32	190	130	95x70	75x45	8,5	•	-	70	0,95
ESL-S-150 NEK/K	150	32	190	130	95x70	75x45	8,5	•	-	105	1,04



68

Equipment castors



69

ESL-JN SWIVEL CASTOR, RECTANGULAR TOP PLATE, TOTAL-STOP BRAKE LOCKS WHEEL AND SWIVEL

PTE 80 polypropylene centre + thermoelastic rubber tyre (hardness 80 Sh A). PTE SOFT polypropylene centre + soft thermoelastic rubber tyre. -S-PTE/K polypropylene centre + thermoelastic rubber tyre, threadguard. -S-PTE/K SOFT polypropylene centre + soft thermoelastic rubber tyre, threadguard. -S-NEK/K polyamide centre + elastic solid-rubber tyre, threadguard.

Code



Code	75	32	115	107	95x70	75x45	8,5	-	•	70	
ESL-JN-75 PTE 80	75	32	115	107	95x70	75x45	8,5	-	•	70	0,68
ESL-JN-100 PTE SOFT	100	32	142	107	95x70	75x45	8,5	-	•	70	0,73
ESL-JN-S-100 PTE/K	100	32	142	107	95x70	75x45	8,5	•	-	100	0,80
ESL-JN-S-100 PTE/K SOFT	100	32	142	107	95x70	75x45	8,5	•	-	70	0,80
ESL-JN-S-100 NEK/K	100	32	142	107	95x70	75x45	8,5	•	-	80	0,84
ESL-JN-125 PTE SOFT	125	32	167	110	95x70	75x45	8,5	-	•	70	0,81
ESL-JN-S-125 PTE/K	125	32	167	110	95x70	75x45	8,5	•	-	100	0,89
ESL-JN-S-125 PTE/K SOFT	125	32	167	110	95x70	75x45	8,5	•	-	70	0,89
ESL-JN-S-125 NEK/K	125	32	167	110	95x70	75x45	8,5	•	-	100	0,96
ESL-JN-S-150 PTE/K	150	32	190	130	95x70	75x45	8,5	•	-	100	1,00
ESL-JN-S-150 PTE/K SOFT	150	32	190	130	95x70	75x45	8,5	•	-	70	1,00
ESL-JN-S-150 NEK/K	150	32	190	130	95x70	75x45	8,5	•	-	105	1,09



70

ESPL FIXED CASTOR, RECTANGULAR TOP PLATE

PTE 80 polypropylene centre + thermoelastic rubber tyre (hardness 80 Sh A). PTE SOFT polypropylene centre + soft thermoelastic rubber tyre. -S-PTE/K polypropylene centre + thermoelastic rubber tyre, threadguard. -S-PTE/K SOFT polypropylene centre + soft thermoelastic rubber tyre, threadguard. -S-NEK/K polyamide centre + elastic solid-rubber tyre, threadguard.


Code



Code	75	32	115	95x70	75x45	8,5	-	•	70	
ESPL-75 PTE 80	75	32	115	95x70	75x45	8,5	-	•	70	0,51
ESPL-100 PTE SOFT	100	32	142	95x70	75x45	8,5	-	•	70	0,56
ESPL-S-100 PTE/K	100	32	142	95x70	75x45	8,5	•	-	100	0,62
ESPL-S-100 PTE/K SOFT	100	32	142	95x70	75x45	8,5	•	-	70	0,62
ESPL-S-100 NEK/K	100	32	142	95x70	75x45	8,5	•	-	80	0,67
ESPL-125 PTE SOFT	125	32	167	95x70	75x45	8,5	-	•	70	0,63
ESPL-S-125 PTE/K	125	32	167	95x70	75x45	8,5	•	-	100	0,71
ESPL-S-125 PTE/K SOFT	125	32	167	95x70	75x45	8,5	•	-	70	0,71
ESPL-S-125 NEK/K	125	32	167	95x70	75x45	8,5	•	-	100	0,78
ESPL-S-150 PTE/K	150	32	190	95x70	75x45	8,5	•	-	100	0,81
ESPL-S-150 PTE/K SOFT	150	32	190	95x70	75x45	8,5	•	-	70	0,81
ESPL-S-150 NEK/K	150	32	190	95x70	75x45	8,5	•	-	105	0,90

Standard colours for brake pedals in equipment castors series:

- red
- black
- grey
- yellow
- dark grey (directional lock)



Industrial castors

- **milk containers**
- **merchandise rollers**
- **laundry wagons**
- **dollies**
- **food trolleys**
- **waste containers**
- **industrial machines**
- **scaffolding**

Long life and reliable industrial castors with strong structure are suitable for constant, heavy use in industry, warehouses and shops.

Double ball race swivel head with polyamide seals at upper and lower bearing. Choice of wheel materials. Total-stop brake and directional lock. By means of a soft plastic bushing the industrial wheel becomes a quiet Panther-wheel. The absorber reduces noise and therefore ideal for e.g. roll containers and standard pallets. Read more on Page 15 and ask for a separate leaflet.

Stronger forks with a load capacity of 200 kg are also available for the 100 and 125 mm fork sizes. See Page 52.

Industrial castors



71

YKI WHEEL

N polyamide, plain bearing. ND polyamide centre + polyurethane tread, plain bearing.

Code							Sh A	
YKI-70 N	70	24	32	8	•	90	-	0,06
YKI-75 ND	75	28	32	8	•	90	98	0,08



72

YKL SWIVEL CASTOR, RECTANGULAR TOP PLATE

N polyamide. ND polyamide centre + polyurethane tread.

Code									
YKL-70 N	70	24	90	54	95x75	75x45	8	• 90	0,36
YKL-75 ND	75	28	93	57	95x75	75x45	8	• 90	0,38



73

YKA SWIVEL CASTOR, TRIANGULAR TOP PLATE

N polyamide. ND polyamide centre + polyurethane tread.

Code									
YKA-70 N	70	24	90	54	145x145	100/90x100/90	11	• 90	0,63
YKA-75 ND	75	28	93	57	145x145	100/90x100/90	11	• 90	0,64



74

YP FIXED CASTOR, RECTANGULAR TOP PLATE

N polyamide. ND polyamide centre + polyurethane tread.

Code								
YP-70 N	70	24	90	95x75	75x45	8	• 90	0,27
YP-75 ND	75	28	93	95x75	75x45	8	• 90	0,29

Polyurethane tread is hardwearing.

Industrial castors

LI WHEEL

N polyamide, plain bearing. N/R polyamide, roller bearing. N/K polyamide, ball bearing (sealed).
N/K PT polyamide, ball bearing (sealed), quiet Panther wheel.

Code									
LI-100 N ¹⁾	100	36	46	10	•	-	-	180	0,15
LI-100 N/R ¹⁾	100	36	46	10	-	•	-	180	0,21
LI-100 N/K	100	36	46	10	-	-	•	200	0,19
LI-100 N/K 6202 PT B	100	36	46	10	-	-	•	200	0,19
LI-125 N ¹⁾	125	36	46	10	•	-	-	240	0,22
LI-125 N/R ¹⁾	125	36	46	10	-	•	-	180	0,30
LI-125 N/K	125	36	46	10	-	-	•	240	0,27
LI-125 N/K 6202 PT B	125	36	46	10	-	-	•	240	0,27
LI-160 N	160	40	50	10	•	-	-	400	0,49
LI-160 N/R	160	40	50	10	-	•	-	200	0,52
LI-200 N	200	50	59	13	•	-	-	450	0,95
LI-200 N/K	200	50	59	13	-	-	•	750	1,32
LI-250 N/K	250	60	71	13	-	-	•	1000	2,23



75

¹⁾ Available also with the threadguard. Please, add -S- to the code, e.g. LI-S-100 N.

LK SWIVEL CASTOR, BOLT HOLE

N polyamide.

Code										
LK-100 N ¹⁾	100	36	132	90	12,5	•	-	140	0,66	
LK-100 N/R ¹⁾	100	36	132	90	12,5	-	•	140	0,72	
LK-100 N/K	100	36	132	90	12,5	-	-	•	140	0,67
LK-125 N ¹⁾	125	36	157	106	12,5	•	-	145	0,74	
LK-125 N/R ¹⁾	125	36	157	106	12,5	-	•	145	0,83	
LK-125 N/K	125	36	157	106	12,5	-	-	•	145	0,77
LK-160 N	160	40	194	130	12,5	•	-	220	1,40	
LK-160 N/R	160	40	194	130	12,5	-	•	220	1,43	
LK-200 N	200	50	236	155	12,5	•	-	220	1,97	
LK-200 N/K	200	50	236	155	12,5	-	-	•	220	2,33



76

¹⁾ Available also with the threadguard. Please, add -S- to the code, e.g. LK-S-100 N.

LK-J SWIVEL CASTOR, BOLT HOLE, TOTAL-STOP BRAKE LOCKS WHEEL AND SWIVEL

N polyamide.

Code										
LK-J-100 N ¹⁾	100	36	132	110	12,5	•	-	140	0,86	
LK-J-100 N/R ¹⁾	100	36	132	110	12,5	-	•	140	0,92	
LK-J-100 N/K	100	36	132	110	12,5	-	-	•	140	0,89
LK-J-125 N ¹⁾	125	36	157	110	12,5	•	-	145	0,94	
LK-J-125 N/R ¹⁾	125	36	157	110	12,5	-	•	145	1,03	
LK-J-125 N/K	125	36	157	110	12,5	-	-	•	145	0,99
LK-J-160 N	160	40	194	147	12,5	•	-	220	1,78	
LK-J-160 N/R	160	40	194	147	12,5	-	•	220	1,81	
LK-J-200 N	200	50	236	155	12,5	•	-	220	2,33	
LK-J-200 N/K	200	50	236	155	12,5	-	-	•	220	2,69



77

¹⁾ Available also with the threadguard. Please, add -S- to the code, e.g. LK-J-S-100 N.

Consider how castors with directional lock can improve the handling of equipment, see page 12.

Industrial castors



78

LKE SWIVEL CASTOR, RECTANGULAR TOP PLATE

N polyamide.

Code															
LKE-100 N ^{1) *)}	100	36	132	90	105x85	80x60	9	•	-	-	140	0,74			
LKE-100 N/R ^{1) *)}	100	36	132	90	105x85	80x60	9	-	•	-	140	0,79			
LKE-100 N/K ^{*)}	100	36	132	90	105x85	80x60	9	-	-	•	140	0,77			
LKE-125 N ^{1) *)}	125	36	157	106	105x85	80x60	9	•	-	-	145	0,82			
LKE-125 N/R ^{1) *)}	125	36	157	106	105x85	80x60	9	-	•	-	145	0,91			
LKE-125 N/K ^{*)}	125	36	157	106	105x85	80x60	9	-	-	•	145	0,88			
LKE-160 N	160	40	194	130	135x105	105x80/75	10,5	•	-	-	220	1,54			
LKE-160 N/R	160	40	194	130	135x105	105x80/75	10,5	-	•	-	220	1,56			
LKE-200 N	200	50	236	155	135x105	105x80/75	10,5	•	-	-	220	2,09			
LKE-200 N/K	200	50	236	155	135x105	105x80/75	10,5	-	-	•	220	2,47			

¹⁾ Threadguards available. Add S to code, e.g. LKE-S-100 N. ^{*)} Plate holes available also with oval holes. Change letter E to O, e.g. LKO-100 N.



79

LKE-J SWIVEL CASTOR, RECTANGULAR TOP PLATE, TOTAL-STOP BRAKE LOCKS WHEEL AND SWIVEL

N polyamide.

Code															
LKE-J-100 N ^{1) *)}	100	36	132	110	105x85	80x60	9	•	-	-	140	0,94			
LKE-J-100 N/R ^{1) *)}	100	36	132	110	105x85	80x60	9	-	•	-	140	1,00			
LKE-J-100 N/K ^{*)}	100	36	132	110	105x85	80x60	9	-	-	•	140	0,98			
LKE-J-125 N ^{1) *)}	125	36	157	110	105x85	80x60	9	•	-	-	145	1,02			
LKE-J-125 N/R ^{1) *)}	125	36	157	110	105x85	80x60	9	-	•	-	145	1,11			
LKE-J-125 N/K ^{*)}	125	36	157	110	105x85	80x60	9	-	-	•	145	1,08			
LKE-J-160 N	160	40	194	147	135x105	105x80/75	10,5	•	-	-	220	1,92			
LKE-J-160 N/R	160	40	194	147	135x105	105x80/75	10,5	-	•	-	220	1,94			
LKE-J-200 N	200	50	236	155	135x105	105x80/75	10,5	•	-	-	220	2,46			
LKE-J-200 N/K	200	50	236	155	135x105	105x80/75	10,5	-	-	•	220	2,84			

¹⁾ Threadguards available. Add S to code, e.g. LKE-JS-100 N. ^{*)} Plate holes available also with oval holes. Change letter E to O, e.g. LKO-J-100 N.



80


LKE-R SWIVEL CASTOR, RECTANGULAR TOP PLATE, DIRECTIONAL LOCK LOCKS SWIVEL IN RUNNING OR OPPOSITE DIRECTION

N polyamide.

Code															
LKE-R-100 N ^{1) *)}	100	36	132	110	105x85	80x60	9	•	-	-	140	0,95			
LKE-R-100 N/R ^{1) *)}	100	36	132	110	105x85	80x60	9	-	•	-	140	1,01			
LKE-R-100 N/K ^{*)}	100	36	132	110	105x85	80x60	9	-	-	•	140	0,98			
LKE-R-125 N ^{1) *)}	125	36	157	110	105x85	80x60	9	•	-	-	145	1,02			
LKE-R-125 N/R ^{1) *)}	125	36	157	110	105x85	80x60	9	-	•	-	145	1,11			
LKE-R-125 N/K ^{*)}	125	36	157	110	105x85	80x60	9	-	-	•	145	1,07			

¹⁾ Threadguards available. Add S to code, e.g. LKE-RS-100 N.

^{*)} Plate holes available also with oval holes. Change letter E to O, e.g. LKO-R-100 N.



81

LPPE FIXED CASTOR, RECTANGULAR TOP PLATE

N polyamide.

Code															
LPPE-100 N ^{1) *)}	100	36	132	105x85	80x60	9	•	-	-	140		0,63			
LPPE-100 N/R ^{1) *)}	100	36	132	105x85	80x60	9	-	•	-	140		0,69			
LPPE-100 N/K ^{*)}	100	36	132	105x85	80x60	9	-	-	•	140		0,67			
LPPE-125 N ^{1) *)}	125	36	157	105x85	80x60	9	•	-	-	145		0,73			
LPPE-125 N/R ^{1) *)}	125	36	157	105x85	80x60	9	-	•	-	145		0,81			
LPPE-125 N/K ^{*)}	125	36	157	105x85	80x60	9	-	-	•	145		0,78			
LPPE-160 N	160	40	194	135x105	105x80/75	10,5	•	-	-	220		1,28			
LPPE-160 N/R	160	40	194	135x105	105x80/75	10,5	-	•	-	220		1,31			
LPPE-200 N	200	50	236	135x105	105x80/75	10,5	•	-	-	220		1,98			
LPPE-200 N/K	200	50	236	135x105	105x80/75	10,5	-	-	•	220		2,36			

¹⁾ Threadguards available. Add S to code, e.g. LPPE-S-100 ND. ^{*)} Plate holes available also with oval holes. Change letter E to O, e.g. LPPO-100 N.

Industrial castors

LI WHEEL

ND polyamide centre + polyurethane tread, plain bearing. ND/R polyamide centre + polyurethane tread, roller bearing. ND/K polyamide centre + polyurethane tread, ball bearing (sealed). ND/K PT polyamide centre + polyurethane tread, ball bearing (sealed), quiet Panther wheel. NP/K polyamide centre + soft polyurethane tread, ball bearing (sealed). NP/K PT polyamide centre + polyurethane tread, ball bearing (sealed), quiet Panther wheel.

Code									Sh	A	
LI-100 ND ¹⁾	100	36	46	10	•	-	-	160	98	0,21	
LI-100 ND/R ¹⁾	100	36	46	10	-	•	-	160	98	0,29	
LI-100 ND/K	100	36	46	10	-	-	•	160	98	0,25	
LI-100 ND/K 6202 PT	100	36	47	10	-	-	•	160	98	0,25	
LI-100 NP/K	100	36	46	10	-	-	•	160	85	0,25	
LI-100 NP/K 6202 PT	100	36	46	10	-	-	•	160	85	0,25	
LI-125 ND ¹⁾	125	36	46	10	•	-	-	160	98	0,30	
LI-125 ND/R ¹⁾	125	36	46	10	-	•	-	160	98	0,38	
LI-125 ND/K	125	36	46	10	-	-	•	160	98	0,34	
LI-125 ND/K 6202 PT	125	36	47	10	-	-	•	160	98	0,34	
LI-160 ND	160	40	50	10	•	-	-	350	98	0,45	
LI-160 ND/R	160	40	50	10	-	•	-	220	98	0,50	
LI-160 ND/K	160	40	50	10	-	-	•	350	98	0,53	
LI-200 ND	200	50	59	13	•	-	-	450	98	1,14	
LI-200 ND/K	200	50	59	13	-	-	•	750	98	1,46	
LI-250 ND/K	250	60	71	13	-	-	•	1000	99	2,35	



82

¹⁾ Threadguards available. Add S to code, e.g. LI-S-100 ND.

LK SWIVEL CASTOR, BOLT HOLE

ND polyamide centre + polyurethane tread. NP polyamide centre + soft polyurethane tread.

Code										
LK-100 ND ¹⁾	100	36	132	90	12,5	•	-	-	140	0,72
LK-100 ND/R ¹⁾	100	36	132	90	12,5	-	•	-	140	0,79
LK-100 ND/K	100	36	132	90	12,5	-	-	•	140	0,76
LK-100 NP/K	100	36	132	90	12,5	-	-	•	140	0,76
LK-125 ND ¹⁾	125	36	157	106	12,5	•	-	-	145	0,83
LK-125 ND/R ¹⁾	125	36	157	106	12,5	-	•	-	145	0,91
LK-125 ND/K	125	36	157	106	12,5	-	-	•	145	0,87
LK-160 ND	160	40	194	130	12,5	•	-	-	220	1,37
LK-160 ND/R	160	40	194	130	12,5	-	•	-	220	1,41
LK-160 ND/K	160	40	194	130	12,5	-	-	•	220	1,44
LK-200 ND	200	50	236	155	12,5	•	-	-	220	2,17
LK-200 ND/K	200	50	236	155	12,5	-	-	•	220	2,48

¹⁾ Threadguards available. Add S to code, e.g. LK-S-100 ND.



83

LK-J SWIVEL CASTOR, BOLT HOLE, TOTAL-STOP BRAKE LOCKS WHEEL AND SWIVEL

ND polyamide centre + polyurethane tread. NP polyamide centre + soft polyurethane tread.

Code										
LK-J-100 ND ¹⁾	100	36	132	110	12,5	•	-	-	140	0,89
LK-J-100 ND/R ¹⁾	100	36	132	110	12,5	-	•	-	140	0,97
LK-J-100 ND/K	100	36	132	110	12,5	-	-	•	140	0,94
LK-J-100 NP/K	100	36	132	110	12,5	-	-	•	140	0,93
LK-J-125 ND ¹⁾	125	36	157	110	12,5	•	-	-	145	1,01
LK-J-125 ND/R ¹⁾	125	36	157	110	12,5	-	•	-	145	1,08
LK-J-125 ND/K	125	36	157	110	12,5	-	-	•	145	1,04
LK-J-160 ND	160	40	194	147	12,5	•	-	-	220	1,74
LK-J-160 ND/R	160	40	194	147	12,5	-	•	-	220	1,79
LK-J-160 ND/K	160	40	194	147	12,5	-	-	•	220	1,82
LK-J-200 ND	200	50	236	155	12,5	•	-	-	220	2,52
LK-J-200 ND/K	200	50	236	155	12,5	-	-	•	220	2,84

¹⁾ Threadguards available. Add S to code, e.g. LK-J-S-100 N. ^{*)} Plate holes available also with oval holes. Change letter E to O, e.g. LKO-J-100 N.



84

Industrial castors



85

LKE SWIVEL CASTOR, RECTANGULAR TOP PLATE

ND polyamide centre + polyurethane tread. NP polyamide centre + soft polyurethane tread.

Code												
LKE-100 ND ¹⁾ *)	100	36	132	90	105x85	80x60	9	•	-	-	140	0,80
LKE-100 ND/R ¹⁾ *)	100	36	132	90	105x85	80x60	9	-	•	-	140	0,87
LKE-100 ND/K ²⁾	100	36	132	90	105x85	80x60	9	-	-	•	140	0,84
LKE-100 NP/K ²⁾	100	36	132	90	105x85	80x60	9	-	-	•	140	0,84
LKE-125 ND ¹⁾ *)	125	36	157	106	105x85	80x60	9	•	-	-	145	0,92
LKE-125 ND/R ¹⁾ *)	125	36	157	106	105x85	80x60	9	-	•	-	145	0,99
LKE-125 ND/K ²⁾	125	36	157	106	105x85	80x60	9	-	-	•	145	0,95
LKE-160 ND	160	40	194	130	135x105	105x80/75	10,5	•	-	-	220	1,51
LKE-160 ND/R	160	40	194	130	135x105	105x80/75	10,5	-	•	-	220	1,55
LKE-160 ND/K	160	40	194	130	135x105	105x80/75	10,5	-	-	•	220	1,59
LKE-200 ND	200	50	236	155	135x105	105x80/75	10,5	•	-	-	220	2,29
LKE-200 ND/K	200	50	236	155	135x105	105x80/75	10,5	-	-	•	220	2,61

¹⁾ Threadguards available. Add S to code, e.g. LKE-S-100 ND. ²⁾ Plate holes available also with oval holes. Change letter E to O, e.g. LKO-100 ND.



86

LKE-J SWIVEL CASTOR, RECTANGULAR TOP PLATE, TOTAL-STOP BRAKE LOCKS WHEEL AND SWIVEL

ND polyamide centre + polyurethane tread. NP polyamide centre + soft polyurethane tread.

Code												
LKE-J-100 ND ¹⁾ *)	100	36	132	110	105x85	80x60	9	•	-	-	140	1,00
LKE-J-100 ND/R ¹⁾ *)	100	36	132	110	105x85	80x60	9	-	•	-	140	1,08
LKE-J-100 ND/K ²⁾	100	36	132	110	105x85	80x60	9	-	-	•	140	1,04
LKE-J-100 NP/K ²⁾	100	36	132	110	105x85	80x60	9	-	-	•	140	1,04
LKE-J-125 ND ¹⁾ *)	125	36	157	110	105x85	80x60	9	•	-	-	145	1,12
LKE-J-125 ND/R ¹⁾ *)	125	36	157	110	105x85	80x60	9	-	•	-	145	1,19
LKE-J-125 ND/K ²⁾	125	36	157	110	105x85	80x60	9	-	-	•	145	1,15
LKE-J-160 ND	160	40	194	147	135x105	105x80/75	10,5	•	-	-	220	1,88
LKE-J-160 ND/R	160	40	194	147	135x105	105x80/75	10,5	-	•	-	220	1,93
LKE-J-160 ND/K	160	40	194	147	135x105	105x80/75	10,5	-	-	•	220	1,95
LKE-J-200 ND	200	50	236	155	135x105	105x80/75	10,5	•	-	-	220	2,54
LKE-J-200 ND/K	200	50	236	155	135x105	105x80/75	10,5	-	-	•	220	2,98

¹⁾ Threadguards available. Add S to code, e.g. LKE-J-S-100 ND. ²⁾ Plate holes available also with oval holes. Change letter E to O, e.g. LKO-J-100 ND.



87

LKE-R SWIVEL CASTOR, RECTANGULAR TOP PLATE, DIRECTIONAL LOCK LOCKS SWIVEL IN RUNNING OR OPPOSITE DIRECTION

ND polyamide centre + polyurethane tread. NP polyamide centre + soft polyurethane tread.

Code												
LKE-R-100 ND ¹⁾ *)	100	36	132	110	105x85	80x60	9	•	-	-	140	1,00
LKE-R-100 ND/R ¹⁾ *)	100	36	132	110	105x85	80x60	9	-	•	-	140	1,08
LKE-R-100 ND/K ²⁾	100	36	132	110	105x85	80x60	9	-	-	•	140	1,04
LKE-R-100 NP/K ²⁾	100	36	132	110	105x85	80x60	9	-	-	•	140	1,04
LKE-R-125 ND ¹⁾ *)	125	36	157	110	105x85	80x60	9	•	-	-	145	1,11
LKE-R-125 ND/R ¹⁾ *)	125	36	157	110	105x85	80x60	9	-	•	-	145	1,19
LKE-R-125 ND/K ²⁾	125	36	157	110	105x85	80x60	9	-	-	•	145	1,15

¹⁾ Threadguards available. Add S to code, e.g. LKE-R-S-100 ND. ²⁾ Plate holes available also with oval holes. Change letter E to O, e.g. LKO-R-100 ND.



88

LPPE FIXED CASTOR, RECTANGULAR TOP PLATE

ND polyamide centre + polyurethane tread. NP polyamide centre + soft polyurethane tread.

Code												
LPPE-100 ND ¹⁾ *)	100	36	132	105x85	80x60	9	•	-	-	140		0,69
LPPE-100 ND/R ¹⁾ *)	100	36	132	105x85	80x60	9	-	•	-	140		0,77
LPPE-100 ND/K ²⁾	100	36	132	105x85	80x60	9	-	-	•	140		0,73
LPPE-100 NP/K ²⁾	100	36	132	105x85	80x60	9	-	-	•	140		0,73
LPPE-125 ND ¹⁾ *)	125	36	157	105x85	80x60	9	•	-	-	145		0,81
LPPE-125 ND/R ¹⁾ *)	125	36	157	105x85	80x60	9	-	•	-	145		0,89
LPPE-125 ND/K ²⁾	125	36	157	105x85	80x60	9	-	-	•	145		0,85
LPPE-160 ND	160	40	194	135x105	105x80/75	10,5	•	-	-	220		1,24
LPPE-160 ND/R	160	40	194	135x105	105x80/75	10,5	-	•	-	220		1,29
LPPE-160 ND/K	160	40	194	135x105	105x80/75	10,5	-	-	•	220		1,32
LPPE-200 ND	200	50	236	135x105	105x80/75	10,5	•	-	-	220		2,18
LPPE-200 ND/K	200	50	236	135x105	105x80/75	10,5	-	-	•	220		2,49

¹⁾ Threadguards available. Add S to code, e.g. LPPE-S-100 ND. ²⁾ Plate holes available also with oval holes. Change letter E to O, e.g. LPPO-100 ND.

Industrial castors

LI WHEEL

PK polypropylene centre + solid-rubber tyre, plain bearing. MK/R polyamide centre + solid-rubber tyre, roller bearing.
 KK steel plate centre + solid-rubber tyre, ball bearing (unsealed). MK/K polyamide centre + solid-rubber tyre, ball bearing (sealed).
 IM/2 steel plate centre + pneumatic tyre, ball bearing (unsealed). MI/K plastic centre + pneumatic tyre, ball bearing (sealed).

Code									Sh A	
LI-100 PK ¹⁾	100	32	46	10	•	-	-	70	85	0,25
LI-100 MK/R	100	32	46	10	-	•	-	70	85	0,34
LI-125 PK ¹⁾	125	40	46	10	•	-	-	100	85	0,47
LI-125 MK/R	125	40	46	10	-	•	-	100	85	0,56
LI-160 PK ¹⁾	160	42	50	10	•	-	-	135	85	0,81
LI-160 MK/R ¹⁾	160	42	50	10	-	•	-	135	85	0,87
LI-160 MK/K ¹⁾	160	42	50	10	-	-	•	135	85	0,93
LI-200 PK ¹⁾	200	50	59	13	•	-	-	205	85	1,55
LI-200 MK/R ¹⁾	200	50	59	13	-	-	•	205	85	1,61
LI-200 KK ¹⁾	200	50	59	13	-	-	•	205	85	2,74
LI-250 PK	250	60	71	13	•	-	-	250	85	3,16
LI-250 MK/K ¹⁾	250	60	71	13	-	-	•	250	85	3,13
LI-250 KK	250	60	71	13	-	-	•	250	85	3,87
LI-200 IM/2	200	50	59	13	-	-	•	70	-	0,90
LI-200X50 MI/K/2	200	50	59	8	-	-	•	75	-	0,51

¹⁾ Available with grey tyre. Add V to code, e.g. LI-100 PK V.



89

LK SWIVEL CASTOR, BOLT HOLE

PK polypropylene centre + solid-rubber tyre. MK polyamide centre + solid-rubber tyre.
 KK steel plate centre + solid rubber tyre. MI/K plastic centre + pneumatic tyre.

Code										
LK-100 PK	100	32	132	90	12,5	•	-	-	70	0,75
LK-100 MK/R	100	32	132	90	12,5	-	•	-	70	0,84
LK-125 PK	125	40	157	106	12,5	•	-	-	100	1,01
LK-125 MK/R	125	40	157	106	12,5	-	•	-	100	1,09
LK-160 PK	160	42	194	130	12,5	•	-	-	135	1,68
LK-160 MK/R	160	42	194	130	12,5	-	•	-	135	1,78
LK-160 MK/K	160	42	194	130	12,5	-	-	•	135	1,84
LK-200 PK	200	50	236	155	12,5	•	-	-	205	2,59
LK-200 MK/K	200	50	236	155	12,5	-	-	•	205	2,63
LK-200 KK	200	50	236	155	12,5	-	-	•	205	1,72
LK-200X50 MI/K/2	200	50	236	155	12,5	-	-	•	75	1,50



90

LK-J SWIVEL CASTOR, BOLT HOLE, TOTAL-STOP BRAKE LOCKS WHEEL AND SWIVEL

PK polypropylene centre + solid-rubber tyre. MK polyamide centre + solid-rubber tyre,
 KK steel plate centre + solid rubber tyre. MI/K plastic centre + pneumatic tyre.

Code										
LK-J-100 PK	100	32	132	110	12,5	•	-	-	70	0,96
LK-J-100 MK/R	100	32	132	110	12,5	-	•	-	70	1,04
LK-J-125 PK	125	40	157	110	12,5	•	-	-	100	1,21
LK-J-125 MK/R	125	40	157	110	12,5	-	•	-	100	1,29
LK-J-160 PK	160	42	194	147	12,5	•	-	-	135	2,06
LK-J-160 MK/R	160	42	194	147	12,5	-	•	-	135	2,15
LK-J-160 MK/K	160	42	194	147	12,5	-	-	•	135	2,21
LK-J-200 PK	200	50	236	155	12,5	•	-	-	205	2,59
LK-J-200 MK/K	200	50	236	155	12,5	-	-	•	205	3,08
LK-J-200 KK	200	50	236	155	12,5	-	-	•	205	3,08
LK-J-200X50 MI/K/2	200	50	236	155	12,5	-	-	•	75	2,34



91

Ask also about other wheel alternatives!

Industrial castors



92

* Plate holes available also with oval holes.
Change letter E to O, e.g. LKO-100 PK.

LKE SWIVEL CASTOR, RECTANGULAR TOP PLATE

PK polypropylene centre + solid-rubber tyre. MK polyamide centre + solid-rubber tyre.
KK steel plate centre + solid-rubber tyre. MI/K plastic centre + pneumatic tyre.

Code													
LKE-100 PK ^{*)}	100	32	132	90	105x85	80x60	9	•	-	-	70	0,84	
LKE-100 MK/R ^{*)}	100	32	132	90	105x85	80x60	9	-	•	-	70	0,92	
LKE-125 PK ^{*)}	125	40	157	106	105x85	80x60	9	•	-	-	100	1,09	
LKE-125 MK/R ^{*)}	125	40	157	106	105x85	80x60	9	-	•	-	100	1,17	
LKE-160 PK	160	42	194	130	135x105	105x80/75	10,5	•	-	-	135	1,87	
LKE-160 MK/R	160	42	194	130	135x105	105x80/75	10,5	-	•	-	135	1,92	
LKE-160 MK/K	160	42	194	130	135x105	105x80/75	10,5	-	-	•	135	1,98	
LKE-200 PK	200	50	236	155	135x105	105x80/75	10,5	•	-	-	205	2,73	
LKE-200 MK/K	200	50	236	155	135x105	105x80/75	10,5	-	-	•	205	2,76	
LKE-200 KK	200	50	236	155	135x105	105x80/75	10,5	-	-	•	205	2,87	
LKE-200X50 MI/K/2	200	50	236	155	135x105	105x80/75	10,5	-	-	•	75	1,50	



93

* Plate holes available also with oval holes.
Change letter E to O, e.g. LKO-J-100 PK.

LKE-J SWIVEL CASTOR, RECTANGULAR TOP PLATE, TOTAL-STOP BRAKE LOCKS WHEEL AND SWIVEL

PK polypropylene centre + solid-rubber tyre. MK polyamide centre + solid-rubber tyre.
KK steel plate centre + solid rubber tyre. MI/K plastic centre + pneumatic tyre.

Code													
LKE-J-100 PK ^{*)}	100	32	132	110	105x85	80x60	9	•	-	-	70	1,04	
LKE-J-100 MK/R ^{*)}	100	32	132	110	105x85	80x60	9	-	•	-	70	1,13	
LKE-J-125 PK ^{*)}	125	40	157	110	105x85	80x60	9	•	-	-	100	1,29	
LKE-J-125 MK/R ^{*)}	125	40	157	110	105x85	80x60	9	-	•	-	100	1,37	
LKE-J-160 PK	160	42	194	147	135x105	105x80/75	10,5	•	-	-	135	2,24	
LKE-J-160 MK/R	160	42	194	147	135x105	105x80/75	10,5	-	•	-	135	2,30	
LKE-J-160 MK/K	160	42	194	147	135x105	105x80/75	10,5	-	-	•	135	2,36	
LKE-J-200 PK	200	50	236	155	135x105	105x80/75	10,5	•	-	-	205	3,09	
LKE-J-200 MK/K	200	50	236	155	135x105	105x80/75	10,5	-	-	•	205	3,13	
LKE-J-200 KK	200	50	236	155	135x105	105x80/75	10,5	-	-	•	205	3,25	
LKE-J-200X50 MI/K/2	200	50	236	155	135x105	105x80/75	10,5	-	-	•	75	2,04	



94

LKE-R SWIVEL CASTOR, RECTANGULAR TOP PLATE, DIRECTIONAL LOCK LOCKS SWIVEL IN RUNNING OR OPPOSITE DIRECTION

PK polypropylene centre + solid-rubber tyre. MK polyamide centre + solid-rubber tyre.

Code												
LKE-R-100 PK ^{*)}	100	32	132	110	105x85	80x60	9	•	-	70		1,04
LKE-R-100 MK/R ^{*)}	100	32	132	110	105x85	80x60	9	-	•	70		1,13
LKE-R-125 PK ^{*)}	125	40	157	110	105x85	80x60	9	•	-	100		1,29
LKE-R-125 MK/R ^{*)}	125	40	157	110	105x85	80x60	9	-	•	100		1,37

* Plate holes available also with oval holes. Change letter E to O, e.g. LKO-R-100 PK.



95

* Plate holes available also with oval holes.
Change letter E to O, e.g. LPPPO-100 PK.

LPPE FIXED CASTOR, RECTANGULAR TOP PLATE

PK polypropylene centre + solid-rubber tyre. MK polyamide centre + solid-rubber tyre.
KK steel plate centre + solid rubber tyre. MI/K plastic centre + pneumatic tyre.

Code												
LPPE-100 PK ^{*)}	100	32	132	105x85	80x60	9	•	-	-	70		0,73
LPPE-100 MK/R ^{*)}	100	32	132	105x85	80x60	9	-	•	-	70		0,82
LPPE-125 PK ^{*)}	125	40	157	105x85	80x60	9	•	-	-	100		0,99
LPPE-125 MK/R ^{*)}	125	40	157	105x85	80x60	9	-	•	-	100		1,07
LPPE-160 PK	160	42	194	135x105	105x80/75	10,5	•	-	-	135		1,60
LPPE-160 MK/R	160	42	194	135x105	105x80/75	10,5	-	•	-	135		1,66
LPPE-160 MK/K	160	42	194	135x105	105x80/75	10,5	-	-	•	135		1,71
LPPE-200 PK	200	50	236	135x105	105x80/75	10,5	•	-	-	205		2,61
LPPE-200 MK/K	200	50	236	135x105	105x80/75	10,5	-	-	•	205		2,65
LPPE-200 KK	200	50	236	135x105	105x80/75	10,5	-	-	•	205		2,74
LPPE-200X50 MI/K/2	200	50	236	135x105	105x80/75	10,5	-	-	•	75		1,53

Industrial castors

LI WHEEL

NEK polyamide centre + elastic solid-rubber tyre, plain bearing.

NEK/R polyamide centre + elastic solid-rubber tyre, roller bearing.

NEK/K polyamide centre + elastic solid-rubber tyre, ball bearing (unsealed).

Code								Sh A		
LI-100 NEK	100	38	46	10	•	-	-	150	60	0,31
LI-100 NEK/R	100	38	46	10	-	•	-	150	60	0,31
LI-100 NEK/K	100	38	46	10	-	-	•	150	60	0,32
LI-125 NEK	125	40	46	10	•	-	-	200	60	0,41
LI-125 NEK/R	125	40	46	10	-	•	-	200	60	0,44
LI-125 NEK/K	125	40	46	10	-	-	•	200	60	0,46
LI-160 NEK	160	40	50	10	•	-	-	280	60	0,69
LI-160 NEK/R	160	40	50	10	-	•	-	280	60	0,71
LI-160 NEK/K	160	40	50	10	-	-	•	280	60	0,77
LI-200 NEK	200	50	59	13	•	-	-	400	60	1,37
LI-200 NEK/R	200	50	59	13	-	•	-	400	60	1,45
LI-200 NEK/K #)	200	50	59	13	-	-	•	400	60	1,38

#) Tiivistetyt kuulalaakerit.



96

LK SWIVEL CASTOR, BOLT HOLE

NEK polyamide centre + elastic solid-rubber tyre.

Code										
LK-100 NEK	100	38	132	90	12,5	•	-	140	0,81	
LK-100 NEK/R	100	38	132	90	12,5	-	•	140	0,84	
LK-100 NEK/K	100	38	132	90	12,5	-	-	•	140	0,83
LK-125 NEK	125	40	157	106	12,5	•	-	145	0,97	
LK-125 NEK/R	125	40	157	106	12,5	-	•	145	1,01	
LK-125 NEK/K	125	40	157	106	12,5	-	-	•	145	0,99
LK-160 NEK	160	40	194	130	12,5	•	-	220	1,62	
LK-160 NEK/R	160	40	194	130	12,5	-	•	220	1,65	
LK-160 NEK/K	160	40	194	130	12,5	-	-	•	220	1,69
LK-200 NEK	200	50	236	155	12,5	•	-	220	2,40	
LK-200 NEK/R	200	50	236	155	12,5	-	•	220	2,45	
LK-200 NEK/K	200	50	236	155	12,5	-	-	•	220	2,40



97

LK-J SWIVEL CASTOR, BOLT HOLE, TOTAL-STOP BRAKE LOCKS WHEEL AND SWIVEL

NEK polyamide centre + elastic solid-rubber tyre.

Code										
LK-J-100 NEK	100	38	132	110	12,5	•	-	140	1,02	
LK-J-100 NEK/R	100	38	132	110	12,5	-	•	140	1,05	
LK-J-100 NEK/K	100	38	132	110	12,5	-	-	•	140	1,07
LK-J-125 NEK	125	40	157	110	12,5	•	-	145	1,18	
LK-J-125 NEK/R	125	40	157	110	12,5	-	•	145	1,21	
LK-J-125 NEK/K	125	40	157	110	12,5	-	-	•	145	1,21
LK-J-160 NEK	160	40	194	147	12,5	•	-	220	2,00	
LK-J-160 NEK/R	160	40	194	147	12,5	-	•	220	2,02	
LK-J-160 NEK/K	160	40	194	147	12,5	-	-	•	220	2,06
LK-J-200 NEK	200	50	236	155	12,5	•	-	220	2,76	
LK-J-200 NEK/R	200	50	236	155	12,5	-	•	220	2,81	
LK-J-200 NEK/K	200	50	236	155	12,5	-	-	•	220	2,76



98

Read more about the properties of NEK on page 16

Industrial castors

LHPL SWIVEL CASTOR, RECTANGULAR TOP PLATE

N polyamide. ND polyamide centre + polyurethane tread.

Code												
LHPL-200 N	200	50	255	158	165x135	126x96	13,5	•	-	400		3,21
LHPL-200 N/K	200	50	255	158	165x135	126x96	13,5	•	•	400		3,59
LHPL-200 ND	200	50	255	158	165x135	126x96	13,5	•	-	400		3,41
LHPL-200 ND/K	200	50	255	158	165x135	126x96	13,5	•	•	400		3,71
LHPL-250 N/K	250	60	300	197	180x145	140x105	13,5	-	•	800		5,65
LHPL-250 ND/K	250	60	300	197	180x145	140x105	13,5	-	•	600		5,77



103

LHPL-J SWIVEL CASTOR, RECTANGULAR TOP PLATE TOTAL-STOP BRAKE LOCKS WHEEL AND SWIVEL

N polyamide. ND polyamide centre + polyurethane tread.

Code												
LHPL-J-200 N	200	50	255	190	165x135	126x96	13,5	•	-	400		3,76
LHPL-J-200 N/K	200	50	255	190	165x135	126x96	13,5	-	•	400		4,14
LHPL-J-200 ND	200	50	255	190	165x135	126x96	13,5	•	-	400		3,96
LHPL-J-200 ND/K	200	50	255	190	165x135	126x96	13,5	-	•	400		4,26
LHPL-J-250 N/K	250	60	310	200	180x145	140x105	13,5	-	•	800		6,18
LHPL-J-250 ND/K	250	60	310	200	180x145	140x105	13,5	-	•	600		6,31



104

LPH FIXED CASTOR, RECTANGULAR TOP PLATE

N polyamide. ND polyamide centre + polyurethane tread.

Code												
LPH-200 N	200	50	255	135x105	105x80/75	11	•	-	400			2,09
LPH-200 N/K	200	50	255	135x105	105x80/75	11	-	•	400			2,47
LPH-200 ND	200	50	255	135x105	105x80/75	11	•	-	400			2,29
LPH-200 ND/K	200	50	255	135x105	105x80/75	11	-	•	400			2,59
LPH-250 N/K	250	60	300	190x125	152x80	13,5	-	•	800			4,21
LPH-250 ND/K	250	60	300	190x125	152x80	13,5	-	•	600			4,34



105

In all matters related to castors and wheels, do not hesitate to contact us for advice (contact info on page 79)

Industrial castors/heavy duty forks

Shown in the tables below are the wheel alternatives whose load capacities are most effectively utilised with the heavy duty forks. The stronger forks also suit other 100 and 125 mm wheels in our industrial castor-series.



106

LS SWIVEL CASTOR, BOLT HOLE

N polyamide. ND polyamide centre + polyurethane tread. NEK polyamide centre + elastic solid-rubber tyre.

Code												
LS-100 N	100	36	132	84	12,5	-	•	180				0,75
LS-100 N/K	100	36	132	84	12,5	•	-	200				0,79
LS-100 ND	100	36	132	84	12,5	-	•	160				0,81
LS-100 ND/K	100	36	132	84	12,5	•	-	160				0,85
LS-100 NEK	100	38	132	84	12,5	-	•	150				0,91
LS-100 NEK/K	100	38	132	84	12,5	•	-	150				0,93
LS-125 N	125	36	157	96	12,5	-	•	200				0,85
LS-125 N/K	125	36	157	96	12,5	•	-	200				0,90
LS-125 ND	125	36	157	96	12,5	-	•	160				0,93
LS-125 ND/K	125	36	157	96	12,5	•	-	160				0,97
LS-125 NEK	125	40	157	96	12,5	-	•	200				1,07
LS-125 NEK/K	125	40	157	96	12,5	•	-	200				1,09



107

LSE SWIVEL CASTOR, RECTANGULAR TOP PLATE

N polyamide. ND polyamide centre + polyurethane tread. NEK polyamide centre + elastic solid-rubber tyre.

Code												
LSE-100 N	100	36	132	84	105x85	80x60	9	-	•	180		1,00
LSE-100 N/K	100	36	132	84	105x85	80x60	9	•	-	200		1,04
LSE-100 ND	100	36	132	84	105x85	80x60	9	-	•	160		1,06
LSE-100 ND/K	100	36	132	84	105x85	80x60	9	•	-	160		1,10
LSE-100 NEK	100	38	132	84	105x85	80x60	9	-	•	150		1,15
LSE-100 NEK/K	100	38	132	84	105x85	80x60	9	•	-	150		1,17
LSE-125 N	125	36	157	96	105x85	80x60	9	-	•	200		1,09
LSE-125 N/K	125	36	157	96	105x85	80x60	9	•	-	200		1,14
LSE-125 ND	125	36	157	96	105x85	80x60	9	-	•	160		1,18
LSE-125 ND/K	125	36	157	96	105x85	80x60	9	•	-	160		1,22
LSE-125 NEK	125	40	157	96	105x85	80x60	9	-	•	200		1,32
LSE-125 NEK/K	125	40	157	96	105x85	80x60	9	•	-	200		1,34



108

LPSE FIXED CASTOR, RECTANGULAR TOP PLATE








N polyamide. ND polyamide centre + polyurethane tread. NEK polyamide centre + elastic solid-rubber tyre.

Code												
LPSE-100 N	100	36	132	105x85	80x60	9	-	•	180			0,71
LPSE-100 N/K	100	36	132	105x85	80x60	9	•	-	200			0,75
LPSE-100 ND	100	36	132	105x85	80x60	9	-	•	160			0,77
LPSE-100 ND/K	100	36	132	105x85	80x60	9	•	-	160			0,82
LPSE-100 NEK	100	38	132	105x85	80x60	9	-	•	150			0,87
LPSE-100 NEK/K	100	38	132	105x85	80x60	9	•	-	150			0,89
LPSE-125 N	125	36	157	105x85	80x60	9	-	•	200			0,82
LPSE-125 N/K	125	36	157	105x85	80x60	9	•	-	200			0,87
LPSE-125 ND	125	36	157	105x85	80x60	9	-	•	160			0,91
LPSE-125 ND/K	125	36	157	105x85	80x60	9	•	-	160			0,94
LPSE-125 NEK	125	40	157	105x85	80x60	9	-	•	200			1,04
LPSE-125 NEK/K	125	40	157	105x85	80x60	9	•	-	200			1,07

Industrial castors/stainless

LTI WHEEL

N polyamide, plain bearing, stainless bushing.









Code							
LTI-80 N L	80	30	40	15	•	150	0,10
LTI-100 N L	100	30	40	15	•	175	0,14
BUSHING 15/8,5X41,5 INOX L	15		41,5	8,5	-		-
LTI-125 N L	125	40	50	20	•	300	0,26
LTI-150 N L	150	40	50	20	•	400	-
BUSHING 20/10,5X51,5 INOX L	20		51,5	10,5	-		-
LTI-200 N L	200	50	60	20	•	600	0,75
BUSHING 20/12,5X61,5 INOX L	20		61,5	12,5	-		-



109

LKE SWIVEL CASTOR, RECTANGULAR TOP PLATE

N polyamide.









Code									
LKE-80 N INOX L	80	30	106	73	102x83	80/76x60/55	8	• 150	0,51
LKE-100 N INOX L	100	30	128	87	102x83	80/76x60/55	8	• 150	0,56
LKE-125 N INOX L	125	40	160	111,5	102x83	80x60	8	• 250	0,97
LKE-150 N INOX L	150	40	181	126	135x110	105/96x80/56	10	• 250	1,21
LKE-200 N INOX L	200	50	240	159	135x110	105x80/75	10	• 370	2,07



110

LKE-J SWIVEL CASTOR, RECTANGULAR TOP PLATE TOTAL-STOP BRAKE LOCKS WHEEL AND SWIVEL

N polyamide.








Code									
LKE-J-80 N INOX L	80	30	106	108	102x83	80/76x60/55	8	• 150	0,62
LKE-J-100 N INOX L	100	30	128	108	102x83	80/76x60/55	8	• 150	0,67
LKE-J-125 N INOX L	125	40	160	140	102x83	80x60	8	• 250	1,15
LKE-J-150 N INOX L	150	40	181	140	135x110	105/96x80/56	10	• 250	1,39
LKE-J-200 N INOX L	200	50	240	178	135x110	105x80/75	10	• 370	2,35



111

LPPE FIXED CASTOR, RECTANGULAR TOP PLATE

N polyamide.

Code								
LPPE-80 N INOX L	80	30	106	102x83	80/76x60/55	8	• 150	0,40
LPPE-100 N INOX L	100	30	128	102x83	80/76x60/55	8	• 150	0,45
LPPE-125 N INOX L	125	40	160	102x83	80x60	8	• 250	0,75
LPPE-150 N INOX L	150	40	181	135x110	105/96x80/56	10	• 250	1,08
LPPE-200 N INOX L	200	50	240	135x110	105x80/75	10	• 370	1,79



112

Industrial castors/stainless

Other models and sizes are also available.



113

LTI WHEEL

ND polyamide centre + polyurethane tread, plain bearing, stainless bushing.

Code									Sh A	
LTI-80 ND L	80	25	40	12	•	100			98	0,09
LTI-100 ND L	100	30	40	15	•	160			98	0,16
BUSHING 15/8,5X41,5 INOX L	15		41,5	8,5	-				-	
LTI-125 ND L	125	30	40	15	•	230			98	0,23
BUSHING 15/11X49,5 INOX L	15		49,5	11					-	
BUSH 28,8X16X4 L	28,8	4		16					-	
LTI-150 ND L	150	40	50	20	•	350			98	0,48
BUSHING 20/10,5X51,5 INOX L	20		51,5	10,5					-	
LTI-200 ND L	200	50	60	20	•	550			98	0,83
BUSHING 20/12,5X61,5 INOX L	20		61,5	12,5					-	



114

LKE SWIVEL CASTOR, RECTANGULAR TOP PLATE

ND polyamide centre + polyurethane tread.

Code										
LKE-80 ND INOX L	80	25	106	73	102x83	80/76x60/55	8	•	100	0,49
LKE-100 ND INOX L	100	30	128	87	102x83	80/76x60/55	8	•	150	0,58
LKE-125 ND INOX L	125	30	160	111,5	102x83	80x60	8	•	230	0,95
LKE-150 ND INOX L	150	40	181	126	135x110	105/96x80/56	10	•	250	1,32
LKE-200 ND INOX L	200	50	240	159	135x110	105x80/75	10	•	370	2,15



115

LKE-J SWIVEL CASTOR, RECTANGULAR TOP PLATE

TOTAL-STOP BRAKE LOCKS WHEEL AND SWIVEL

ND polyamide centre + polyurethane tread.

Code										
LKE-J-80 ND INOX L	80	25	106	108	102x83	80/76x60/55	8	•	100	0,60
LKE-J-100 ND INOX L	100	30	128	108	102x83	80/76x60/55	8	•	150	0,69
LKE-J-125 ND INOX L	125	30	160	140	102x83	80x60	8	•	230	1,13
LKE-J-150 ND INOX L	150	40	181	140	135x110	105/96x80/56	10	•	250	1,50
LKE-J-200 ND INOX L	200	50	240	178	135x110	105x80/75	10	•	370	2,43



116

LPPE FIXED CASTOR

ND polyamide centre + polyurethane tread.

Code									
LPPE-80 ND INOX L	80	25	106	102x83	80/76x60/55	8	•	100	0,38
LPPE-100 ND INOX L	100	30	128	102x83	80/76x60/55	8	•	150	0,47
LPPE-125 ND INOX L	125	30	160	102x83	80x60	8	•	230	0,73
LPPE-150 ND INOX L	150	40	181	135x110	105/96x80/56	10	•	250	1,19
LPPE-200 ND INOX L	200	50	240	135x110	105x80/75	10	•	370	1,87



Pneumatic wheels

- **wheelbarrows**
- **dollies**
- **sanding gear**
- **boat trailers**
- **light trailers for outdoor use**

Manner pneumatic wheels are intended for equipment which needs a flexible and soft rolling wheel. The highest rated speed is four kilometres per hour. Split rims make wheel maintenance easier.

Wheels are available either for through or single ended axle.

Pneumatic wheels



117

LF RIM FOR THROUGH AXLE

Code	bottom ϕ / inner width	suitable tyre size					
LF-101/54	101/54	3.00-4	70	20	•	200	0,94
LF-151/62	151/62	4.00-6	70	25	•	360	1,16
LF-201/64	201/64	4.00-8	80	25	•	550	2,13
LF-201/76	201/76	5.00-8	90	30	•	1000	3,92



118

LFU RIM FOR SINGLE ENDED AXLE

Code	bottom ϕ / inner width	suitable tyre size					
LFU-101/54	101/54	3.00-4	70	25	•	200	0,89
LFU-151/62	151/62	4.00-6	70	25	•	360	1,17
LFU-201/64	201/64	4.00-8	80	25	•	550	2,14
LFU-201/76	201/76	5.00-8	90	30/35	•	1000	3,97



119

LTI WHEEL FOR THROUGH AXLE

IM pressed steel centre + pneumatic rubber tyre, ball bearing (unsealed). IM/D pressed steel centre + pneumatic rubber tyre, plain bearing.

Code							
LTI-225 IM/2	225 2.00-4	50	50	20	-	• 135	1,17
LTI-260 IM/4	266	86	70	20	-	• 200	2,01
LTI-260 IM/4/D	3.00-4	86	70	20	•	- 200	1,88
LTI-310 IM/4	295	104	70	20	-	• 250	2,32
LTI-310 IM/4/D	4.00-4	104	70	20	•	- 250	2,19
LTI-360 IM/4	350	105	70	25	-	• 300	2,55
LTI-360 IM/4/D	4.00-6	105	70	20	•	- 240	2,47
LTI-420 IM/4	400	105	80	25	-	• 310	3,42
LTI-420 IM/4/D	4.00-8	105	80	20	•	- 270	3,43
LTI-465 IM/10	460 5.00-8	151	90	30	-	• 415	5,00



120

LTK WHEEL WITH THROUGH AXLE









IM pressed steel centre + pneumatic rubber tyre, ball bearing (unsealed). IM/D pressed steel centre + pneumatic rubber tyre, plain bearing.

Code							
LTK-260 IM/4	266	86	300	20	-	• 200	2,72
LTK-260 IM/4/D	3.00-4	86	300	20	•	- 200	2,61
LTK-310 IM/4	295	104	300	20	-	• 250	3,11
LTK-310 IM/4/D	4.00-4	104	300	20	•	- 250	2,97
LTK-360 IM/4	350	105	300	25	-	• 300	3,71
LTK-360 IM/4/D	4.00-6	105	300	20	•	- 240	3,22
LTK-420 IM/4	400	105	300	25	-	• 310	4,74
LTK-420 IM/4/D	4.00-8	105	300	20	•	- 270	4,29
LTK-465 IM/10	460 5.00-8	151	300	30	-	• 415	10,98

Pneumatic wheels

LТУ WHEEL FOR SINGLE-ENDED AXLE

IM pressed steel centre + pneumatic rubber tyre, ball bearing (unsealed). IM/D pressed steel centre + pneumatic rubber tyre, plain bearing.









Code									
LТУ-260 IM/4	266	86	70	25	-	•	200		1,97
LТУ-260 IM/4/D	3.00-4	86	70	20	•	-	200		1,88
LТУ-310 IM/4	295	104	70	25	-	•	250		2,28
LТУ-310 IM/4/D	4.00-4	104	70	20	•	-	250		2,20
LТУ-360 IM/4	350	105	70	25	-	•	300		2,56
LТУ-360 IM/4/D	4.00-6	105	70	20	•	-	240		2,47
LТУ-420 IM/4	400	105	80	25	-	•	310		3,45
LТУ-420 IM/4/D	4.00-8	105	80	20	•	-	270		3,36
LТУ-465 IM/10	460	151	90	30/35	-	•	415		
	5.00-8								



121

LTKU WHEEL WITH SINGLE-ENDED AXLE

IM pressed steel centre + pneumatic rubber tyre, ball bearing (unsealed). IM/D pressed steel centre + pneumatic rubber tyre, plain bearing.









Code									
LTKU-260 IM/4	266	86	250	25	-	•	200		2,76
LTKU-260 IM/4/D	3.00-4	86	250	20	•	-	200		2,43
LTKU-310 IM/4	295	104	250	25	-	•	250		3,28
LTKU-310 IM/4/D	4.00-4	104	250	20	•	-	250		2,85
LTKU-360 IM/4	350	105	250	25	-	•	300		3,52
LTKU-360 IM/4/D	4.00-6	105	250	20	•	-	240		3,09
LTKU-420 IM/4	400	105	250	25	-	•	310		4,55
LTKU-420 IM/4/D	4.00-8	105	250	20	•	-	270		4,12
LTKU-465 IM/10	460	151	350	40	-	•	415		12,15
	5.00-8								



122

LТУ WHEEL FOR SINGLE-ENDED AXLE

PK polypropylene centre + solid-rubber tyre, plain bearing. KK steel plate centre + solid rubber tyre, ball bearing (unsealed).

Code								Sh A	
LТУ-200 PK ¹⁾	200	50	65	20	•	-	205	85	1,62
LТУ-200 KK ^{1)*)}	200	50	60	20	-	•	205	85	1,93
LТУ-250 PK	250	60	75	20	•	-	250	85	3,64
LТУ-250 KK	250	60	70	25	-	•	250	85	4,67

¹⁾ Available furnished with a grey tyre.









^{*)} Available furnished with a conductive tyre.



123

LTKU WHEEL WITH SINGLE-ENDED AXLE

PK polypropylene centre + solid-rubber tyre, plain bearing. KK steel plate centre + solid rubber tyre, ball bearing (unsealed).

Code								Sh A	
LTKU-200 PK ¹⁾	200	50	175	20	•	-	205	85	1,94
LTKU-200 KK ^{1)*)}	200	50	175	20	-	•	205	85	2,37
LTKU-250 PK	250	60	250	20	•	-	250	85	3,08
LTKU-250 KK	250	60	250	25	-	•	250	85	4,60

¹⁾ Available furnished with a grey tyre.

^{*)} Available furnished with a conductive tyre.



124

Pneumatic wheels



125

LTI WHEEL FOR THROUGH AXLE

TI/R pressed steel centre + pneumatic rubber tyre, roller bearing. TI pressed steel centre + pneumatic rubber tyre, plain bearing.

Code								
LTI-3.00-4 TI/4	266	86	75	20	•	-	200	1,19
LTI-3.00-4 TI/R/4	3.00-4	86	75	20	-	•	200	1,20
LTI-4.00-4 TI/4	295	104	75	20	•	-	250	1,98
LTI-4.00-4 TI/R/4	4.00-4	104	75	20	-	•	250	1,86
LTI-4.00-6 TI/4	350	105	75	20	•	-	250	1,75
LTI-4.00-6 TI/R/4	4.00-6	105	75	20	-	•	250	1,72
LTI-4.00-8 TI/4	400	105	75	20	•	-	300	2,18
LTI-4.00-8 TI/R/4	4.00-8	105	75	20	-	•	300	2,65



126

LTI WHEEL FOR THROUGH AXLE

MI plastic centre + pneumatic rubber tyre, plain bearing.

Code							
LTI-3.00-4 MI/4	266	86	75	20	•	200	1,14
LTI-4.00-4 MI/4	295	104	75	20	•	200	1,44
LTI-4.00-6 MI/4	350	105	80	20	•	200	1,80
LTI-4.00-8 MI/4	400	105	65	20	•	250	2,38

TYRE + TUBE

Code				
TYRE + TUBE 3.00-4 4PR	266	86	200	1,07
TYRE + TUBE 4.00-4 4PR	295	104	250	1,38
TYRE + TUBE 4.00-6 4PR	350	105	300	1,37
TYRE + TUBE 4.00-8 4PR	400	105	310	1,32

NOTE! Pneumatic wheels' patterning may differ from those illustrated.

Ask our distributor in your country for more information – see page 79.



Heavy duty castors

- **pallet trucks**
- **pump wagons**
- **heavy-duty hoists**
- **forklift trucks**
- **other heavy industry equipment**

Heavy duty castors are intended for equipment which must withstand heavy loads and excessive use but which must run lightly.

The overall height is extremely low. The swivel and fixed forks are constructed of welded steel plates. The castors are fitted with durable ball bearings. A flexible and wear-resistant polyurethane tyre is vulcanised onto the cast iron or aluminium centre.

Heavy duty castors are used in harbours, sawmills and heavy industry. YNV wheels are intended for pallet trucks and stackers.

Heavy duty castors



127

SI WHEEL

N/K polyamide, ball bearing (sealed).

Code										
SI-100 N/K L	100	37	40	15	•	450				0,35
SI-125 N/K L	125	45	50	15	•	700				0,59
SI-150 N/K L	150	48	60	20	•	900				0,92
SI-200 N/K L	200	50	60	25	•	1200				1,44
SI-250 N/K L	250	60	60	25	•	1400				1,68



128

SKLP SWIVEL CASTOR, RECTANGULAR TOP PLATE

N/K polyamide.

Code											
SKLP-100 N/K L	100	37	138	92	105x85	80/76x60/55	8	•	450		1,43
SKLP-125 N/K L	125	45	164	104,5	135x110	105/96x80/56	10	•	450		1,93
SKLP-150 N/K L	150	48	203	138	135x110	105x80/75	12	•	850		3,39
SKLP-200 N/K L	200	50	250	165	135x110	105x80/75	12	•	850		4,15
SKLP-250 N/K L	250	60	305	195	135x110	105x80/75	12	•	800		4,58



129

SKLP-J SWIVEL CASTOR, RECTANGULAR TOP PLATE TOTAL-STOP BRAKE LOCKS WHEEL AND SWIVEL

N/K polyamide.

Code											
SKLP-J-100 N/K L	100	37	138	140	105x85	80/76x60/55	8	•	450		1,70
SKLP-J-125 N/K L	125	45	164	140	135x110	105/96x80/56	10	•	450		2,20
SKLP-J-150 N/K L	150	48	203	180	135 x110	105x80/75	12	•	850		3,89
SKLP-J-200 N/K L	200	50	250	180	135x110	105x80/75	12	•	850		4,65
SKLP-J-250 N/K L	250	60	305	210	135x110	105x80/75	12	•	800		5,08



130

SPLP FIXED CASTOR, RECTANGULAR TOP PLATE

N/K polyamide.

Code										
SPLP-100 N/K L	100	37	138	105x85	80/76x60/55	8	•	450		0,90
SPLP-125 N/K L	125	45	164	135x110	105/96x80/56	10	•	450		1,39
SPLP-150 N/K L	150	48	203	135x110	105x80/75	12	•	850		2,33
SPLP-200 N/K L	200	50	250	135x110	105x80/75	12	•	850		3,01
SPLP-250 N/K L	250	60	305	135x110	105x80/75	12	•	800		3,91

We will be happy to advise you in all matters related to castors and wheels (contact information on page 79).

Heavy duty castors

SI WHEEL

ALV/K aluminium centre + cast urethane tread, ball bearing (sealed).

Code							Sh A	
SI-80 ALV/K	80	40	40	15	•	250	95	0,37
SI-100 ALV/K L	100	40	40	15	•	280	95	0,51
SI-125 ALV/K L	125	30	40	15	•	250	95	0,42
SI-150 ALV/K L	150	40	50	20	•	400	95	0,84
SI-200 ALV/K L	200	50	60	20	•	800	95	1,66
SI-250 ALV/K L	250	60	60	25	•	1100	95	2,51



131

SKLM, SKLP SWIVEL CASTOR, RECTANGULAR TOP PLATE

ALV/K aluminium centre + cast urethane tread.

Code										
SKLM-80 ALV/K L	80	40	127	82	105 x 85	80/76x60/55	8	•	250	1,34
SKLP-100 ALV/K L	100	40	138	92	105 x 85	80/76x60/55	8	•	280	1,59
SKLP-125 ALV/K L	125	30	164	104,5	135 x 110	105/96x80/56	10	•	250	1,80
SKLP-150 ALV/K L	150	40	195	125	135 x 110	105/96x80/56	10	•	400	2,35
SKLP-200 ALV/K L	200	50	250	165	135 x 110	105x80/75	12	•	850	4,29
SKLP-250 ALV/K L	250	60	305	195	135 x 110	105x80/75	12	•	800	5,41



132

SKLP-J SWIVEL CASTOR, RECTANGULAR TOP PLATE

TOTAL-STOP BRAKE LOCKS WHEEL AND SWIVEL

ALV/K aluminium centre + cast urethane tread.

Code										
SKLP-J-100 ALV/K L	100	40	138	140	105 x 85	80/76x60/55	8	•	280	1,86
SKLP-J-125 ALV/K L	125	30	164	140	135 x 110	105/96x80/56	10	•	250	2,07
SKLP-J-150 ALV/K L	150	40	195	180	135 x 110	105/96x80/56	10	•	400	2,62
SKLP-J-200 ALV/K L	200	50	250	180	135 x 110	105x80/75	12	•	850	4,79
SKLP-J-250 ALV/K L	250	60	305	210	135 x 110	105x80/75	12	•	800	5,91



133

SPLM, SPLP FIXED CASTOR, RECTANGULAR TOP PLATE

ALV/K aluminium centre + cast urethane tread.

Code									
SPLM-80 ALV/K L	80	40	127	105 x 85	80/76x60/55	8	•	250	0,85
SPLP-100 ALV/K L	100	40	138	105 x 85	80/76x60/55	8	•	280	1,06
SPLP-125 ALV/K L	125	30	164	135 x 110	105/96x80/56	10	•	250	1,26
SPLP-150 ALV/K L	150	40	195	135 x 110	105/96x80/56	10	•	400	1,77
SPLP-200 ALV/K L	200	50	250	135 x 110	105x80/75	12	•	850	3,15
SPLP-250 ALV/K L	250	60	305	135 x 110	105x80/75	12	•	800	4,74



134

Note! Also other sizes and models available, ask us for more information (contact info on page 79).

Heavy duty castors



135 * = available to order (not in stock)

SI WHEEL

VV/K cast iron centre + cast urethane tread, ball bearing (sealed).

Code									Sh A	
SI-100 VV/K L	100	50	50	20	•	450			95	1,32
SI-125 VV/K L	125	50	50	20	•	480			95	1,72
SI-150 VV/K L	150	50	60	20	•	700			95	2,82
SI-200 VV/K L	200	50	60	20	•	1000			95	3,65
SI-250 VV/K L	250	60	72,5	25	•	1400			95	7,75
SI-300 VV/K L	300	70	72,5	35	•	2200			95	12,60
SI-400 VV/K L	400	100	120	40	•	3200			95	41,21
SI-500 VV/K L*	500	100	120	40	•	3700			95	49,00



136 * = available to order (not in stock)

SKL SWIVEL CASTOR, RECTANGULAR TOP PLATE

VV/K cast iron centre + cast urethane tread.

Code											
SKL-82 VV/K L	82	70	131	96	135 x 110	105 x 80/75	12	•	700		3,99
SKL-100 VV/K L	100	50	160	100	135 x 110	105/96 x 80/56	10	•	450		3,30
SKL-125 VV/K L	125	50	172	112,5	135 x 110	105/96 x 80/56	10	•	480		3,70
SKL-150 VV/K L	150	50	202	140	135 x 110	105 x 80/75	12	•	700		5,80
SKL-200 VV/K L	200	50	251	170	135 x 110	105 x 80/75	12	•	1000		7,03
SKL-250 VV/K L	250	60	307	210	200 x 160	160 x 120	14	•	1400		14,74
SKL-300 VV/K L*	300	70	350	243	200 x 160	160 x 120	14	•	1800		21,72
SKL-400 VV/K L*	400	100	505	290	255 x 205	210 x 160	18	•	3200		72,65



137 * = available to order (not in stock)

SPL FIXED CASTOR, RECTANGULAR TOP PLATE

VV/K cast iron centre + cast urethane tread.

Code										
SPL-82 VV/K L	82	70	131	135 x 110	105 x 80/75	12	•	700		2,77
SPL-100 VV/K L	100	50	160	135 x 110	105/96 x 80/56	10	•	450		2,78
SPL-125 VV/K L	125	50	172	135 x 110	105/96 x 80/56	10	•	480		3,18
SPL-150 VV/K L	150	50	202	135 x 110	105 x 80/75	12	•	700		4,71
SPL-200 VV/K L	200	50	251	135 x 110	105 x 80/75	12	•	1000		5,74
SPL-250 VV/K L	250	60	307	200 x 160	160 x 120	14	•	1400		12,84
SPL-300 VV/K L*	300	70	350	200 x 160	160 x 120	14	•	1800		18,69
SPL-400 VV/K L*	400	100	505	255 x 205	210 x 160	18	•	3200		64,42



138 * = available to order (not in stock)

SKL TWIN WHEEL SWIVEL CASTOR, RECTANGULAR TOP PLATE

VV/K cast iron centre + cast urethane tread.

Code											
SKL-100/2 VV/K L	100	30+30	140	105	135 x 110	105 x 80/75	12	•	600		4,23
SKL-125/2 VV/K L	125	40+40	197	122,5	200 x 160	160 x 120	14	•	800		9,97
SKL-150/2 VV/K L	150	40+40	210	135	200 x 160	160 x 120	14	•	1000		10,93
SKL-200/2 VV/K L	200	50+50	270	170	255 x 205	210 x 160	16	•	2000		19,38
SKL-250/2 VV/K L	250	60+60	323	207	255 x 205	210 x 160	16	•	2800		30,95
SKL-300/2 VV/K L*	300	70+70	380	240	255 x 205	210 x 160	16	•	3500		46,58
SKL-400/2 VV/K L*	400	100+100	564	290	255 x 205	210 x 160	20	•	6200		151,05



139 * = available to order (not in stock)

SPL TWIN WHEEL FIXED CASTOR, RECTANGULAR TOP PLATE

VV/K cast iron centre + cast urethane tread.

Code										
SPL-100/2 VV/K L	100	30+30	140	135 X 110	105 X 75/80	12	•	600		3,01
SPL-125/2 VV/K L	125	40+40	197	200 X 160	160 X 120	14	•	800		8,73
SPL-150/2 VV/K L	150	40+40	210	200 X 160	160 X 120	14	•	1000		9,69
SPL-200/2 VV/K L	200	50+50	270	255 X 205	210 X 160	16	•	2000		17,32
SPL-250/2 VV/K L	250	60+60	323	255 X 205	210 x 160	16	•	2800		27,77
SPL-300/2 VV/K L*	300	70+70	380	255 X 205	210 x 160	16	•	3500		39,88
SPL-400/2 VV/K L*	400	100+100	564	255 X 205	210 x 160	20	•	6200		138,99

Heavy duty wheels

PV PALLET ROLLER

TV metal centre + cast urethane tyre. TV/K metal centre + cast urethane tyre, ball bearing (sealed).

N polyamide. N/K polyamide, ball bearing (sealed).

Code					bearing seat			Sh A	
PV-82/70 TV L	82	70	70	-	47 x 16	-	700	95	0,78
PV-85/75 TV L	85	75	75	-	47 x 14	-	750	95	0,83
PV-82/70 TV/K L	82	70	66	20	-	•	700	95	1,00
PV-85/75 TV/K L	85	75	75	20	-	•	750	95	1,04
PV-85/90 TV L	85	90	90	-	47 x 14	-	900	95	1,03
PV-85/90 TV/K L	85	90	90	20	-	•	900	95	1,23
PV-82/70 N L	82	70	66	-	47 x 16	-	700	-	0,28
PV-85/90 N L	85	90	90	-	47 x 14	-	900	-	0,43
PV-82/70 N/K L	82	70	66	20	-	•	700	-	0,50
PV-85/90 N/K L	85	90	90	20	-	•	900	-	0,63



140

YNV WHEEL FOR THROUGH AXLE

N polyamide. N/K polyamide, ball bearing (sealed). ND polyamide centre + polyurethane tyre.

ND/K polyamide + polyurethane tread, ball bearing (sealed).

Code					bearing seat			Sh A	
YNV-85/75 N	85	75	75	-	47 x 15	-	600	-	0,33
YNV-85/75 N/K	85	75	75	20	-	•	600	-	0,54
YNV-200 N	200	50	56	-	47 x 15	-	850	-	0,99
YNV-200 N/K	200	50	56	20	-	•	850	-	1,19
YNV-250 N	250	60	70	-	52 x 15	-	1000	-	1,80
YNV-250 N/K	250	60	70	20	-	•	1000	-	2,08
YNV-160 ND	160	50	56	-	47 x 15	-	350	98	0,71
YNV-160 ND/K	160	50	56	20	-	•	350	98	0,91
YNV-200 ND	200	50	56	-	47 x 15	-	750	98	1,14
YNV-200 ND/K	200	50	56	20	-	•	750	98	1,32
YNV-250 ND	250	60	70	-	52 x 15	-	1000	98	1,91
YNV-250 ND/K	250	60	70	20	-	•	1000	98	2,19



141

YNVU WHEEL FOR SINGLE ENDED AXLE

N polyamide. N/K polyamide, ball bearing (sealed). ND polyamide centre + polyurethane tyre.

ND/K polyamide + polyurethane tyre, ball bearing (sealed).

Code					bearing seat			Sh A	
YNVU-200 N	200	50	56	-	47 x 12	-	850	-	0,97
YNVU-200 N/K	200	50	56	25	-	•	850	-	1,15
YNVU-160 ND	160	50	56	-	47 x 12	-	350	98	0,86
YNVU-160 ND/K	160	50	56	25	-	•	350	98	1,28
YNVU-200 ND	200	50	56	-	47 x 12	-	750	98	1,14
YNVU-200 ND/K	200	50	56	25	-	•	750	98	1,28



142

This is only a small part of the range of heavy duty castors available. Ask us for more information.



Heat-resistant castors and wheels

- bakery carts
- painting carts
- other devices requiring heat

The LMK - castors and wheels are heat-resistant up to +250 °C. The centre is manufactured from heat-resistant polyamide and the tread is a black solid-rubber tyre. The advantage of using a rubber tyre is that it does not retain heat in the same way as aluminium does. Suitable i.e. for bakeries and paintshops.

Heat-resistant castors and wheels

EQUIPMENT CASTORS

ESI WHEEL

LMK heat resistant polyamide centre + solid-rubber tyre, plain bearing.

Code							Sh A	
ESI-80 LMK	80	30	37	12,5	•	60	80	0,22



143

ESL SWIVEL CASTOR, RECTANGULAR TOP PLATE

LMK heat-resistant polyamide centre + solid-rubber tyre.

Code										Sh A	
ESL-75/80 LMK	80	30	117	80	95x70	75x45	8,5	•	60		0,68



144

INDUSTRIAL CASTORS

LI WHEEL

AL aluminium, plain bearing. LMK heat-resistant polyamide centre + solid-rubber tyre, plain bearing.

Code							Sh A	
LI-100 AL	100	36	46	10	•	140	-	0,37
LI-100 LMK	100	32	46	12,5	•	100	80	0,30
LI-125 AL	125	36	46	10	•	145	-	0,51
LI-125 LMK	125	32	46	12,5	•	120	80	0,46



145

LK SWIVEL CASTOR, BOLT HOLE

AL aluminium. LMK heat-resistant polyamide centre + solid-rubber tyre.

Code										Sh A	
LK-100 AL	100	36	132	90	12,5	•	140				0,85
LK-100 LMK	100	32	132	90	12,5	•	100				0,78
LK-125 AL	125	36	157	106	12,5	•	145				1,01
LK-125 LMK	125	32	157	106	12,5	•	120				0,97



146

Heat-resistant castors and wheels



147

LK-J SWIVEL CASTOR, CENTRE HOLE TOTAL-STOP BRAKE LOCKS WHEEL AND SWIVEL

AL aluminium. LMK heat-resistant polyamide centre + solid-rubber tyre.

Code												
LK-J-100 AL	100	36	132	110	12,5	•	□	□	140			1,05
LK-J-100 LMK	100	32	132	110	12,5	•	□	□	100			0,98
LK-J-125 AL	125	36	157	110	12,5	•	□	□	145			1,33
LK-J-125 LMK	125	32	157	110	12,5	•	□	□	120			1,28



148

LKE SWIVEL CASTOR, RECTANGULAR TOP PLATE

AL aluminium. LMK heat-resistant polyamide centre + solid-rubber tyre.

Code												
LKE-100 AL*)	100	36	132	90	105x85	80x60	9	•	140			0,95
LKE-100 LMK*)	100	32	132	90	105x85	80x60	9	•	100			0,88
LKE-125 AL*)	125	36	157	106	105x85	80x60	9	•	145			1,11
LKE-125 LMK*)	125	32	157	106	105x85	80x60	9	•	120			1,07

*) Rectangular plate also available with oval holes. The letter E is then replaced by the letter O.



149

LKE-J SWIVEL CASTOR, RECTANGULAR TOP PLATE TOTAL-STOP BRAKE LOCKS WHEEL AND SWIVEL

AL aluminium. LMK heat-resistant polyamide centre + solid-rubber tyre.

Code												
LKE-J-100 AL*)	100	36	132	110	12,5	105x85	80x60	9	•	140		1,16
LKE-J-100 LMK*)	100	32	132	110	12,5	105x85	80x60	9	•	100		1,09
LKE-J-125 AL*)	125	36	157	110	12,5	105x85	80x60	9	•	145		1,32
LKE-J-125 LMK*)	125	32	157	110	12,5	105x85	80x60	9	•	120		1,27

*) Rectangular plate also available with oval holes. The letter E is then replaced by the letter O.



150

LPPE FIXED CASTOR, RECTANGULAR TOP PLATE

AL aluminium. LMK heat-resistant polyamide centre + solid-rubber tyre.

Code											
LPPE-100 AL*)	100	36	132	105x85	80x60	9	•	140			0,85
LPPE-100 LMK*)	100	32	132	105x85	80x60	9	•	100			0,78
LPPE-125 AL*)	125	36	157	105x85	80x60	9	•	145			1,01
LPPE-125 LMK*)	125	32	157	105x85	80x60	9	•	120			0,97

*) Rectangular plate also available with oval holes. The letter E is then replaced by the letter O.



Conductive castors

- **hospital equipment**
- **electronics industry equipment**
- **explosives industry equipment**

The conductive castors are suitable in e.g. ESD-protected areas like in electrical industry, hospitals or by transporting equipment which are sensitive to static electricity.

Manner's wheels and castors are all conductive, meaning that their resistivity is less than 10,000 Ohms.

Ask more from your nearest distributor or directly from the factory!

Conductive castors / Light equipment castors



151

EI WHEEL

NK A conductive polyamide centre + solid-rubber tyre, threadguard, plain bearing

Code								Sh A	
EI-75 NK A	75	23	32	8	•	50		85	0,09
EI-100 NK A	100	23	32	8	•	50		85	0,15
EI-125 NK A	125	23	32	8	•	50		85	0,22



152

E SWIVEL CASTOR, BOLT HOLE

NK A conductive polyamide centre + solid-rubber tyre, threadguard.

Code								
E-75 NK A	75	23	100	75	10	•	50	0,28
E-100 NK A	100	23	125	88	10	•	50	0,35
E-125 NK A	125	23	150	100	10	•	50	0,44



153

E-J SWIVEL CASTOR, BOLT HOLE, SINGLE ACTION BRAKE LOCKING WHEEL ONLY

NK A conductive polyamide centre + solid-rubber tyre, threadguard.

Code								
E-J-75 NK A	75	23	100	95	10	•	50	0,29
E-J-100 NK A	100	23	125	95	10	•	50	0,36
E-J-125 NK A	125	23	150	100	10	•	50	0,45



154

EL SWIVEL CASTOR, RECTANGULAR TOP PLATE

NK A conductive polyamide centre + solid-rubber tyre, threadguard.

Code									
EL-75 NK A	75	23	105	75	60x60	45x45	6,5	• 50	0,34
EL-100 NK A	100	23	130	88	60x60	45x45	6,5	• 50	0,41
EL-125 NK A	125	23	155	100	60x60	45x45	6,5	• 50	0,51



155

EL-J SWIVEL CASTOR, RECTANGULAR TOP PLATE SINGLE ACTION BRAKE LOCKING WHEEL ONLY

NK A conductive polyamide centre + solid-rubber tyre, threadguard.

Code									
EL-J-75 NK A	75	23	105	95	60x60	45x45	6,5	• 50	0,36
EL-J-100 NK A	100	23	130	95	60x60	45x45	6,5	• 50	0,43
EL-J-125 NK A	125	23	155	100	60x60	45x45	6,5	• 50	0,52

Conductive castors/Equipment castors

ESI WHEEL

S-PTE/K A conductive polypropylene centre + thermoelastic rubber tyre, threadguard, ball bearing (sealed).

Code								Sh A	
ESI-S-100 PTE/K A	100	32	37	8,2	•	100		86	0,18
ESI-S-125 PTE/K A	125	32	37	8,2	•	100		86	0,26
ESI-S-150 PTE/K A	150	32	37	8,2	•	100		86	0,35



156

ES SWIVEL CASTOR, BOLT HOLE

S-PTE/K A conductive polypropylene centre + thermoelastic rubber tyre, threadguard.

Code								
ES-S-100 PTE/K A	100	32	142	95	10/12	•	100	0,59
ES-S-125 PTE/K A	125	32	167	110	10/12	•	100	0,69
ES-S-150 PTE/K A	150	32	190	130	10/12	•	100	0,81



157

ES-JNY SWIVEL CASTOR, BOLT HOLE, TOTAL-STOP BRAKE LOCKS WHEEL AND SWIVEL

S-PTE/K A conductive polypropylene centre + thermoelastic rubber tyre, threadguard.

Code								
ES-JNY-S-100 PTE/K A	100	32	142	107	10/12	•	100	0,64
ES-JNY-S-125 PTE/K A	125	32	167	110	10/12	•	100	0,74
ES-JNY-S-150 PTE/K A	150	32	190	130	10/12	•	100	0,86



158

ESP FIXED CASTOR, BOLT HOLE

S-PTE/K A conductive polypropylene centre + thermoelastic rubber tyre, threadguard.

Code								
ESP-S-100 PTE/K A	100	32	142	10/12	•	100		0,47
ESP-S-125 PTE/K A	125	32	167	10/12	•	100		0,56
ESP-S-150 PTE/K A	150	32	190	10/12	•	100		0,66



159

Conductive castors/Equipment castors



160

ESL SWIVEL CASTOR, RECTANGULAR TOP PLATE

-S-PTE/K A conductive polypropylene centre + thermoelastic rubber tyre, threadguard.

Code											
ESL-S-100 PTE/K A	100	32	142	95	95x70	75x45	8,5	•	100		0,75
ESL-S-125 PTE/K A	125	32	167	110	95x70	75x45	8,5	•	100		0,85
ESL-S-150 PTE/K A	150	32	190	130	95x70	75x45	8,5	•	100		0,97



161

ESL-JNY SWIVEL CASTOR, RECTANGULAR TOP PLATE, TOTAL-STOP BRAKE LOCKS WHEEL AND SWIVEL

-S-PTE/K A conductive polypropylene centre + thermoelastic rubber tyre, threadguard.

Code											
ESL-JNY-S-100 PTE/K A	100	32	142	107	95x70	75x45	8,5	•	100		0,81
ESL-JNY-S-125 PTE/K A	125	32	167	110	95x70	75x45	8,5	•	100		0,91
ESL-JNY-S-150 PTE/K A	150	32	190	130	95x70	75x45	8,5	•	100		1,02



162

ESPL FIXED CASTOR, RECTANGULAR TOP PLATE









-S-PTE/K A conductive polypropylene centre + thermoelastic rubber tyre, threadguard.

Code										
ESPL-S-100 PTE/K A	100	32	142	95x70	75x45	8,5	•	100		0,63
ESPL-S-125 PTE/K A	125	32	167	95x70	75x45	8,5	•	100		0,72
ESPL-S-150 PTE/K A	150	32	190	95x70	75x45	8,5	•	100		0,83

Conductive castors / Industrial castors

LI WHEEL

N/K A conductive polyamide, ball bearing (sealed).









Code								
LI-100 N/K A	100	36	46	10		•	200	0,19



163

LK SWIVEL CASTOR, BOLT HOLE

N/K A conductive polyamide.









Code								
LK-100 N/K A	100	36	132	90	12,5	•	140	0,70



164

LK-J SWIVEL CASTOR, BOLT HOLE, TOTAL-STOP BRAKE LOCKS WHEEL AND SWIVEL

N/K A conductive polyamide.









Code								
LK-J-100 N/K A	100	36	132	110	12,5	•	140	0,90



165

LKE SWIVEL CASTOR, RECTANGULAR TOP PLATE

N/K A conductive polyamide.

Code										
LKE-100 N/K A*)	100	36	132	90	105x85	80x60	9	•	140	0,78









*) Rectangular plate also available with oval holes. The letter E is then replaced by the letter O, e.g. LKO-S-100-N.



166

LKE-J SWIVEL CASTOR, RECTANGULAR TOP PLATE, TOTAL-STOP BRAKE LOCKS WHEEL AND SWIVEL


N/K A conductive polyamide.

Code										
LKE-J-100 N/K A*)	100	36	132	110	105x85	80x60	9	•	140	0,98

*) Rectangular plate also available with oval holes. The letter E is then replaced by the letter O, e.g. LKO-S-100-N.



167



168

LPPE FIXED CASTOR, RECTANGULAR TOP PLATE

N/K A conductive polyamide.

Code									
LPPE-100 N/K A*)	100	36	132	105x85	80x60	9	•	140	0,67

*) Rectangular plate also available with oval holes. The letter E is then replaced by the letter O, e.g. LPPO-100 N.

Conductive castors/Tango



169

MK-S SWIVEL CASTOR, BOLT HOLE

-S-PTE/K AX conductive polypropylene centre + thermoelastic rubber tyre, threadguard, ball bearing.

Code								
MK-S-75 PTE/K AX	75	32	110	73	10/12	•	70	0,28
MK-S-100 PTE/K AX	100	32	141	95	10/12	•	100	0,36
MK-S-125 PTE/K AX	125	32	161	109	10/12	•	100	0,43



170

MK-JY-S SWIVEL CASTOR, BOLT HOLE, TOTAL-STOP BRAKE LOCKS WHEEL AND SWIVEL

-S-PTE/K AX conductive polypropylene centre + thermoelastic rubber tyre, threadguard, ball bearing.

Code								
MK-JY-S-75 PTE/K AX	75	32	110	94	10/12	•	70	0,33
MK-JY-S-100 PTE/K AX	100	32	141	95	10/12	•	100	0,39
MK-JY-S-125 PTE/K AX	125	32	161	109	10/12	•	100	0,47



171

MKR-S SWIVEL CASTOR, THREADED STEM

-S-PTE/K AX conductive polypropylene centre + thermoelastic rubber tyre, threadguard, ball bearing.

Code								
MKR-S-75 PTE/K AX	75	32	110	73	M10x16 M12x16	•	70	0,31
MKR-S-100 PTE/K AX	100	32	141	95	M10x16 M12x16	•	100	0,38
MKR-S-125 PTE/K AX	125	32	161	109	M10x16 M12x16	•	100	0,47

Conductive castors/Tango

MKR-JY SWIVEL CASTOR, THREADED STEM TOTAL-STOP BRAKE LOCKS WHEEL AND SWIVEL

-S-PTE/K AX conductive polypropylene centre + thermoelastic rubber tyre, threadguard, ball bearing.

Code								
MKR-JY-S-75 PTE/K AX	75	32	110	94	M10x16 M12x16	•	70	0,34
MKR-JY-S-100 PTE/K AX	100	32	141	95	M10x16 M12x16	•	100	0,41
MKR-JY-S-125 PTE/K AX	125	32	161	109	M10x16 M12x16	•	100	0,50



172

MKL SWIVEL CASTOR, RECTANGULAR TOP PLATE

-S-PTE/K AX conductive polypropylene centre + thermoelastic rubber tyre, threadguard, ball bearing.

Code									
MKL-S-75 PTE/K AX	75	32	117	73	77x67	61/51x50/42	8	• 70	0,36
MKL-S-100 PTE/K AX	100	32	148	95	77x67	61/51x50/42	8	• 100	0,42
MKL-S-125 PTE/K AX	125	32	168	109	77x67	61/51x50/42	8	• 100	0,50



173

MKL-JY SWIVEL CASTOR, RECTANGULAR TOP PLATE, TOTAL-STOP BRAKE LOCKS WHEEL AND SWIVEL

-S-PTE/K AX conductive polypropylene centre + thermoelastic rubber tyre, threadguard, ball bearing.

Code									
MKL-JY-S-75 PTE/K AX	75	32	117	94	77x67	61/51x50/42	8	• 70	0,39
MKL-JY-S-100 PTE/K AX	100	32	148	95	77x67	61/51x50/42	8	• 100	0,45
MKL-JY-S-125 PTE/K AX	125	32	168	109	77x67	61/51x50/42	8	• 100	0,54



174