



## Equipment castors

- **hospital equipment**
- **serving trolleys**
- **workshop tables and trolleys**
- **industrial kitchen equipment**
- **shopping carts**
- **shop furnishings**
- **catering equipment**
- **shower chairs**
- **hoists**

Manner equipment castors represent the peak of production development and design. Carefully selected raw materials and, among others, excellent bearings ensure that the castors withstand constant use and harsh conditions. The total-stop brakes and directional locks enhance functionality and safety.

# Equipment castors



38

## ESI WHEEL

ND polyamide centre + polyurethane tread, plain bearing.

Code							Sh A	
<b>ESI-75 ND</b>	75	28	35,5	8,2	•	90	98	0,06
<b>ESI-100 ND</b>	100	30	35,5	8,2	•	95	98	0,11
<b>ESI-125 ND</b>	125	30	35,5	8,2	•	100	98	0,15
<b>ESI-150 ND</b>	150	30	35,5	8,2	•	105	98	0,20
<b>ESI-80 AL</b>	80	30	35,5	8,2	•	90	98	0,20

Available also with threadguard. The letter S is added to the code, e.g. ESI-S-100 ND. ESI-80 AL is suitable for 75 mm swivel forks, but not on models with brakes.



39

## ES SWIVEL CASTOR, BOLT HOLE

ND polyamide centre + polyurethane tread.

Code									
<b>ES-75 ND</b>	75	28	115	80	10/12	•	-	90	0,42
<b>ES-100 ND</b>	100	30	142	90	10/12	•	•	95	0,57
<b>ES-125 ND</b>	125	30	167	106	10/12	•	•	100	0,67
<b>ES-150 ND</b>	150	30	190	115	10/12	•	-	105	0,75

Available also with the threadguard. The letter S is added to the code, e.g. ES-S-75 ND.



40

## ES-JN SWIVEL CASTOR, BOLT HOLE, TOTAL-STOP BRAKE LOCKS WHEEL AND SWIVEL

ND polyamide centre + polyurethane tread.

Code									
<b>ES-JN-75 ND</b>	75	28	115	107	10/12	•	-	90	0,51
<b>ES-JN-100 ND</b>	100	30	142	107	10/12	•	• <sup>1)</sup>	95	0,63
<b>ES-JN-125 ND</b>	125	30	167	110	10/12	•	• <sup>1)</sup>	100	0,73
<b>ES-JN-150 ND</b>	150	30	190	130	10/12	•	-	105	0,76

Available also with the threadguard. The letter S is added to the code, e.g. ES-JN-S-75 ND.

<sup>1)</sup> Code by ordering ES-J-100 ND/ES-J-125 ND (NOTE: brake not as in pict.)



41

## ES-RN SWIVEL CASTOR, BOLT HOLE, DIRECTIONAL LOCK LOCKS SWIVEL IN RUNNING OR OPPOSITE DIRECTION

ND polyamide centre + polyurethane tread.

Code								
<b>ES-RN-75 ND</b>	75	28	115	107	12	•	90	0,51
<b>ES-RN-100 ND</b>	100	30	142	107	12	•	95	0,63
<b>ES-RN-125 ND</b>	125	30	167	110	12	•	100	0,73
<b>ES-RN-150 ND</b>	150	30	190	130	12	•	105	0,76

Available also with the threadguard. The letter S is added to the code, e.g. ES-RN-S-75 ND.



42

## ESP FIXED CASTOR, BOLT HOLE

ND polyamide centre + polyurethane tread.

Code							
<b>ESP-75 ND</b>	75	28	115	10/12	•	90	0,34
<b>ESP-100 ND</b>	100	30	142	10/12	•	95	0,45
<b>ESP-125 ND</b>	125	30	167	10/12	•	100	0,54
<b>ESP-150 ND</b>	150	30	190	10/12	•	105	0,61

Available also with the threadguard. The letter S is added to the code, e.g. ESP-S-75 ND.

# Equipment castors

## EST ESR TUBE EXPANDER SETS

Code	Tubular		Square	□	⊗
	core ø	core			
<b>EST-18, 19</b>	18-19				0,09
<b>EST-22</b>	22				0,09
<b>EST-25</b>	25				0,10
<b>EST-28</b>	28				0,11
<b>EST-37</b>	37				0,13
<b>EST 17X17</b>			17		0,09
<b>EST 22X22</b>			22		0,09
<b>EST 27X27</b>			27		0,11
<b>EST 37X37</b>			37		0,17
<b>ESR-M12X40</b>					0,07

**FIT ALL CASTORS IN EQUIPMENT CASTORS' SERIES**



43

Expander requires a free installation depth of 75 mm.

## ESL SWIVEL CASTOR, RECTANGULAR TOP PLATE

ND polyamide centre + polyurethane tread.

Code	⊗	↔	↕	↗	□	⊗	⊗	⊗	⊗	⊗	⊗
<b>ESL-75 ND</b>	75	28	115	80	95x70	75x45	8,5	•	90		0,61
<b>ESL-100 ND</b>	100	30	142	90	95x70	75x45	8,5	•	95		0,73
<b>ESL-125 ND</b>	125	30	167	106	95x70	75x45	8,5	•	100		0,83
<b>ESL-150 ND</b>	150	30	190	115	95x70	75x45	8,5	•	105		0,91

Available also with the threadguard. The letter S is added to the code, e.g. ESL-S-75 ND.



44

## ESL-JN SWIVEL CASTOR, RECTANGULAR TOP PLATE, TOTAL-STOP BRAKE LOCKS WHEEL AND SWIVEL

ND polyamide centre + polyurethane tread.

Code	⊗	↔	↕	↗	□	⊗	⊗	⊗	⊗	⊗	⊗
<b>ESL-JN-75 ND</b>	75	28	115	107	95x70	75x45	8,5	•	90		0,65
<b>ESL-JN-100 ND</b>	100	30	142	107	95x70	75x45	8,5	•	95		0,79
<b>ESL-JN-125 ND</b>	125	30	167	110	95x70	75x45	8,5	•	100		0,89
<b>ESL-JN-150 ND</b>	150	30	190	130	95x70	75x45	8,5	•	105		0,97

Available also with the threadguard. The letter S is added to the code, e.g. ESL-JN-S-75 ND.



45

## ESPL FIXED CASTOR, RECTANGULAR TOP PLATE

ND polyamide centre + polyurethane tread.

Code	⊗	↔	↕	□	⊗	⊗	⊗	⊗	⊗	⊗
<b>ESPL-75 ND</b>	75	28	115	95x70	75x45	8,5	•	90		0,50
<b>ESPL-100 ND</b>	100	30	142	95x70	75x45	8,5	•	95		0,61
<b>ESPL-125 ND</b>	125	30	167	95x70	75x45	8,5	•	100		0,71
<b>ESPL-150 ND</b>	150	30	190	95x70	75x45	8,5	•	105		0,77

Available also with the threadguard. The letter S is added to the code, e.g. Esim ESPL-S-75 ND.



46

**Polyurethane tread is hardwearing.**

# Equipment castors



47

## ESI WHEEL

ND/K polyamide centre + polyurethane tread, ball bearing (sealed).

Code							Sh A	
ESI-75 ND/K	75	28	36	8,2		• 90	98	0,14
ESI-100 ND/K	100	30	36	8,2		• 95	98	0,21
ESI-125 ND/K	125	30	36	8,2		• 100	98	0,27
ESI-150 ND/K	150	30	36	8,2		• 105	98	0,31



48

## ES SWIVEL CASTOR, BOLT HOLE

ND/K polyamide centre + polyurethane tread.

Code							
ES-75 ND/K	75	28	115	80	10/12	• 90	0,48
ES-100 ND/K	100	30	142	90	10/12	• 95	0,60
ES-125 ND/K	125	30	167	106	10/12	• 100	0,68
ES-150 ND/K	150	30	190	115	10/12	• 105	0,75



49

## ES-JN SWIVEL CASTOR, BOLT HOLE, TOTAL-STOP BRAKE LOCKS WHEEL AND SWIVEL

ND/K polyamide centre + polyurethane tread.

Code							
ES-JN-75 ND/K	75	28	115	107	10/12	• 90	0,55
ES-JN-100 ND/K	100	30	142	107	10/12	• 95	0,66
ES-JN-125 ND/K	125	30	167	110	10/12	• 100	0,73
ES-JN-150 ND/K	150	30	190	130	10/12	• 105	0,82



50

## ES-RN SWIVEL CASTOR, BOLT HOLE, DIRECTIONAL LOCK LOCKS SWIVEL IN RUNNING OR OPPOSITE DIRECTION

ND/K polyamide centre + polyurethane tread.

Code							
ES-RN-75 ND/K	75	28	115	107	12	• 90	0,55
ES-RN-100 ND/K	100	30	142	107	12	• 95	0,67
ES-RN-125 ND/K	125	30	167	110	12	• 100	0,75
ES-RN-150 ND/K	150	30	190	130	12	• 105	0,83



51

## ESP FIXED CASTOR, BOLT HOLE











ND/K polyamide centre + polyurethane tread.

Code							
ESP-75 ND/K	75	28	115	10/12		• 90	0,37
ESP-100 ND/K	100	30	142	10/12		• 95	0,48
ESP-125 ND/K	125	30	167	10/12		• 100	0,55
ESP-150 ND/K	150	30	190	10/12		• 105	0,61

# Equipment castors

## ESL SWIVEL CASTOR, RECTANGULAR TOP PLATE

ND/K polyamide centre + polyurethane tread.











Code										
<b>ESL-75 ND/K</b>	75	28	115	80	95x70	75x45	8,5	•	90	0,66
<b>ESL-100 ND/K</b>	100	30	142	90	95x70	75x45	8,5	•	95	0,78
<b>ESL-125 ND/K</b>	125	30	167	106	95x70	75x45	8,5	•	100	0,85
<b>ESL-150 ND/K</b>	150	30	190	115	95x70	75x45	8,5	•	105	0,93



52

## ESL-JN SWIVEL CASTOR, RECTANGULAR TOP PLATE, TOTAL-STOP BRAKE LOCKS WHEEL AND SWIVEL

ND/K polyamide centre + polyurethane tread.











Code										
<b>ESL-JN-75 ND/K</b>	75	28	115	107	95x70	75x45	8,5	•	90	0,70
<b>ESL-JN-100 ND/K</b>	100	30	142	107	95x70	75x45	8,5	•	95	0,84
<b>ESL-JN-125 ND/K</b>	125	30	167	110	95x70	75x45	8,5	•	100	0,91
<b>ESL-JN-150 ND/K</b>	150	30	190	130	95x70	75x45	8,5	•	105	0,98



53

## ESPL FIXED CASTOR, RECTANGULAR TOP PLATE

ND/K polyamide centre + polyurethane tread.

Code										
<b>ESPL-75 ND/K</b>	75	28	115	95x70	75x45	8,5	•	90	0,55	
<b>ESPL-100 ND/K</b>	100	30	142	95x70	75x45	8,5	•	95	0,66	
<b>ESPL-125 ND/K</b>	125	30	167	95x70	75x45	8,5	•	100	0,73	
<b>ESPL-150 ND/K</b>	150	30	190	95x70	75x45	8,5	•	105	0,79	



54

**Choose ball bearing if you move the equipment a lot.**

# Equipment castors



55

## ESI WHEEL

-S-K steel plate centre + solid rubber tyre, threadguard, ball bearing (sealed).

Code								Sh A	
<b>ESI-S-100 K</b>	100	32	37	8,2	•	80		85	0,41
<b>ESI-S-125 K</b>	125	32	37	8,2	•	100		85	0,58
<b>ESI-S-150 K</b>	150	32	37	8,2	•	105		85	0,80



56

## ES SWIVEL CASTOR, BOLT HOLE

-S-K steel plate centre + solid rubber tyre, threadguard.

Code									
<b>ES-S-100 K</b>	100	32	142	90	10/12	•	80		0,82
<b>ES-S-125 K</b>	125	32	167	106	10/12	•	100		1,01
<b>ES-S-150 K</b>	150	32	190	115	10/12	•	105		1,26



57

## ES-JN SWIVEL CASTOR, BOLT HOLE TOTAL-STOP BRAKE LOCKS WHEEL AND SWIVEL

-S-K steel plate centre + solid rubber tyre, threadguard.

Code									
<b>ES-JN-S-100 K</b>	100	32	142	107	10/12	•	80		0,87
<b>ES-JN-S-125 K</b>	125	32	167	110	10/12	•	100		1,07
<b>ES-JN-S-150 K</b>	150	32	190	130	10/12	•	105		1,31



58

## ES-RN SWIVEL CASTOR, BOLT HOLE, DIRECTIONAL LOCK LOCKS SWIVEL IN RUNNING OR OPPOSITE DIRECTION

-S-K steel plate centre + solid rubber tyre, threadguard.

Code									
<b>ES-RN-S-100 K</b>	100	32	142	107	12	•	80		0,87
<b>ES-RN-S-125 K</b>	125	32	167	110	12	•	100		1,06
<b>ES-RN-S-150 K</b>	150	32	190	130	12	•	105		1,32



59

## ESP FIXED CASTOR, BOLT HOLE











-S-K steel plate centre + solid rubber tyre, threadguard.

Code								
<b>ESP-S-100 K</b>	100	32	142	10/12	•	80		0,64
<b>ESP-S-125 K</b>	125	32	167	10/12	•	100		0,88
<b>ESP-S-150 K</b>	150	32	190	10/12	•	105		1,12

# Equipment castors

## ESL SWIVEL CASTOR, RECTANGULAR TOP PLATE

-S-K steel plate centre + solid rubber tyre, threadguard.











Code										
<b>ESL-S-100 K</b>	100	32	142	90	95x70	75x45	8,5	•	80	0,98
<b>ESL-S-125 K</b>	125	32	167	106	95x70	75x45	8,5	•	100	1,17
<b>ESL-S-150 K</b>	150	32	190	115	95x70	75x45	8,5	•	105	1,42



60

## ESL-JN SWIVEL CASTOR, RECTANGULAR TOP PLATE TOTAL-STOP BRAKE LOCKS WHEEL AND SWIVEL

-S-K steel plate centre + solid rubber tyre, threadguard.











Code										
<b>ESL-JN-S-100 K</b>	100	32	142	107	95x70	75x45	8,5	•	80	1,03
<b>ESL-JN-S-125 K</b>	125	32	167	110	95x70	75x45	8,5	•	100	1,23
<b>ESL-JN-S-150 K</b>	150	32	190	130	95x70	75x45	8,5	•	105	1,48



61

## ESPL FIXED CASTOR, RECTANGULAR TOP PLATE

-S-K steel plate centre + solid rubber tyre, threadguard.

Code										
<b>ESPL-S-100 K</b>	100	32	142	95x70	75x45	75x45	8,5	•	80	0,86
<b>ESPL-S-125 K</b>	125	32	167	95x70	75x45	75x45	8,5	•	100	1,05
<b>ESPL-S-150 K</b>	150	32	190	95x70	75x45	75x45	8,5	•	105	1,28



62

# Equipment castors



63

## ESI WHEEL

PTE 80 polypropylene centre + thermoelastic rubber tyre (hardness 80 Sh A), plain bearing. PTE SOFT polypropylene centre + soft thermoelastic rubber tyre, plain bearing. -S-PTE/K polypropylene centre + thermoelastic rubber tyre, threadguard, ball bearing (sealed). -S-PTE/K SOFT polypropylene centre + soft thermoelastic rubber tyre, threadguard, ball bearing. -S-NEK/K polyamide centre + elastic solid-rubber tyre, threadguard, ball bearing (unsealed).

Code								Sh A	
<b>ESI-75 PTE 80</b>	75	32	36	8,2	-	•	70	80	0,08
<b>ESI-100 PTE SOFT</b>	100	32	36	8,2	-	•	70	55	0,13
<b>ESI-S-100 PTE/K</b>	100	32	36	8,2	•	-	100	90	0,18
<b>ESI-S-100 PTE/K SOFT</b>	100	32	36	8,2	•	-	70	55	0,18
<b>ESI-S-100 NEK/K</b>	100	32	36	8,2	•	-	80	60	0,22
<b>ESI-125 PTE SOFT</b>	125	32	36	8,2	-	•	70	55	0,19
<b>ESI-S-125 PTE/K</b>	125	32	36	8,2	•	-	100	90	0,25
<b>ESI-S-125 PTE/K SOFT</b>	125	32	36	8,2	•	-	70	55	0,25
<b>ESI-S-125 NEK/K</b>	125	32	36	8,2	•	-	100	60	0,32
<b>ESI-S-150 PTE/K</b>	150	32	36	8,2	•	-	100	90	0,33
<b>ESI-S-150 PTE/K SOFT</b>	150	32	36	8,2	•	-	70	55	0,33
<b>ESI-S-150 NEK/K</b>	150	32	36	8,2	•	-	105	60	0,42



64

## ES SWIVEL CASTOR, BOLT HOLE

PTE 80 polypropylene centre + thermoelastic rubber tyre (hardness 80 Sh A). PTE SOFT polypropylene centre + soft thermoelastic rubber tyre. -S-PTE/K polypropylene centre + thermoelastic rubber tyre, threadguard. -S-PTE/K SOFT polypropylene centre + soft thermoelastic rubber tyre, threadguard. -S-NEK/K polyamide centre + elastic solid-rubber tyre, threadguard.

Code									
<b>ES-75 PTE 80</b>	75	32	115	80	10/12	-	•	70	0,49
<b>ES-100 PTE SOFT</b>	100	32	142	90	10/12	-	•	70	0,54
<b>ES-S-100 PTE/K</b>	100	32	142	90	10/12	•	-	100	0,58
<b>ES-S-100 PTE/K SOFT</b>	100	32	142	90	10/12	•	-	70	0,58
<b>ES-S-100 NEK/K</b>	100	32	142	90	10/12	•	-	80	0,63
<b>ES-125 PTE SOFT</b>	125	32	167	106	10/12	-	•	70	0,61
<b>ES-S-125 PTE/K</b>	125	32	167	106	10/12	•	-	100	0,67
<b>ES-S-125 PTE/K SOFT</b>	125	32	167	106	10/12	•	-	70	0,67
<b>ES-S-125 NEK/K</b>	125	32	167	106	10/12	•	-	100	0,74
<b>ES-S-150 PTE/K</b>	150	32	190	130	10/12	•	-	100	0,79
<b>ES-S-150 PTE/K SOFT</b>	150	32	190	130	10/12	•	-	70	0,79
<b>ES-S-150 NEK/K</b>	150	32	190	130	10/12	•	-	105	0,87



65

## ES-JN SWIVEL CASTOR, BOLT HOLE, TOTAL-STOP BRAKE LOCKS WHEEL AND SWIVEL

PTE 80 polypropylene centre + thermoelastic rubber tyre (hardness 80 Sh A). PTE SOFT polypropylene centre + soft thermoelastic rubber tyre. -S-PTE/K polypropylene centre + thermoelastic rubber tyre, threadguard. -S-PTE/K SOFT polypropylene centre + soft thermoelastic rubber tyre, threadguard. -S-NEK/K polyamide centre + elastic solid-rubber tyre, threadguard.

Code									
<b>ES-JN-75 PTE 80</b>	75	32	115	107	10/12	-	•	70	0,54
<b>ES-JN-100 PTE SOFT</b>	100	32	142	107	10/12	-	•	70	0,59
<b>ES-JN-S-100 PTE/K</b>	100	32	142	107	10/12	•	-	100	0,64
<b>ES-JN-S-100 PTE/K SOFT</b>	100	32	142	107	10/12	•	-	70	0,64
<b>ES-JN-S-100 NEK/K</b>	100	32	142	107	10/12	•	-	80	0,68
<b>ES-JN-125 PTE SOFT</b>	125	32	167	110	10/12	-	•	70	0,67
<b>ES-JN-S-125 PTE/K</b>	125	32	167	110	10/12	•	-	100	0,73
<b>ES-JN-S-125 PTE/K SOFT</b>	125	32	167	110	10/12	•	-	70	0,73
<b>ES-JN-S-125 NEK/K</b>	125	32	167	110	10/12	•	-	100	0,78
<b>ES-JN-S-150 PTE/K</b>	150	32	190	130	10/12	•	-	100	0,84
<b>ES-JN-S-150 PTE/K SOFT</b>	150	32	190	130	10/12	•	-	70	0,84
<b>ES-JN-S-150 NEK/K</b>	150	32	190	130	10/12	•	-	105	0,93



# Equipment castors

## ES-RN SWIVEL CASTOR, BOLT HOLE,

### DIRECTIONAL LOCK LOCKS SWIVEL IN RUNNING OR OPPOSITE DIRECTION

PTE 80 polypropylene centre + thermoelastic rubber tyre (hardness 80 Sh A). PTE SOFT polypropylene centre + soft thermoelastic rubber tyre. -S-PTE/K polypropylene centre + thermoelastic rubber tyre, threadguard. -S-PTE/K SOFT polypropylene centre + soft thermoelastic rubber tyre, threadguard. -S-NEK/K polyamide centre + elastic solid-rubber tyre, threadguard.

Code										
ES-RN-75 PTE 80	75	32	115	107	12	-	•	70		0,53
ES-RN-100 PTE SOFT	100	32	142	107	12	-	•	70		0,58
ES-RN-S-100 PTE/K	100	32	142	107	12	•	-	100		0,64
ES-RN-S-100 PTE/K SOFT	100	32	142	107	12	•	-	70		0,64
ES-RN-S-100 NEK/K	100	32	142	107	12	•	-	80		0,68
ES-RN-125 PTE SOFT	125	32	167	110	12	-	•	70		0,65
ES-RN-S-125 PTE/K	125	32	167	110	12	•	-	100		0,73
ES-RN-S-125 PTE/K SOFT	125	32	167	110	12	•	-	70		0,73
ES-RN-S-125 NEK/K	125	32	167	110	12	•	-	100		0,80
ES-RN-S-150 PTE/K	150	32	190	130	12	•	-	100		0,84
ES-RN-S-150 PTE/K SOFT	150	32	190	130	12	•	-	70		0,84
ES-RN-S-150 NEK/K	150	32	190	130	12	•	-	105		0,93



66

## ESP FIXED CASTOR, BOLT HOLE

PTE 80 polypropylene centre + thermoelastic rubber tyre (hardness 80 Sh A). PTE SOFT polypropylene centre + soft thermoelastic rubber tyre. -S-PTE/K polypropylene centre + thermoelastic rubber tyre, threadguard. -S-PTE/K SOFT polypropylene centre + soft thermoelastic rubber tyre, threadguard. -S-NEK/K polyamide centre + elastic solid-rubber tyre, threadguard.

Code									
ESP-75 PTE 80	75	32	115	10/12	-	•	70		0,37
ESP-100 PTE SOFT	100	32	142	10/12	-	•	70		0,42
ESP-S-100 PTE/K	100	32	142	10/12	•	-	100		0,46
ESP-S-100 PTE/K SOFT	100	32	142	10/12	•	-	70		0,46
ESP-S-100 NEK/K	100	32	142	10/12	•	-	80		0,50
ESP-125 PTE SOFT	125	32	167	10/12	-	•	70		0,49
ESP-S-125 PTE/K	125	32	167	10/12	•	-	100		0,55
ESP-S-125 PTE/K SOFT	125	32	167	10/12	•	-	70		0,55
ESP-S-125 NEK/K	125	32	167	10/12	•	-	100		0,62
ESP-S-150 PTE/K	150	32	190	10/12	•	-	100		0,65
ESP-S-150 PTE/K SOFT	150	32	190	10/12	•	-	70		0,65
ESP-S-150 NEK/K	150	32	190	10/12	•	-	105		0,73



67

## ESL SWIVEL CASTOR, RECTANGULAR TOP PLATE

PTE 80 polypropylene centre + thermoelastic rubber tyre (hardness 80 Sh A). PTE SOFT polypropylene centre + soft thermoelastic rubber tyre. -S-PTE/K polypropylene centre + thermoelastic rubber tyre, threadguard. -S-PTE/K SOFT polypropylene centre + soft thermoelastic rubber tyre, threadguard. -S-NEK/K polyamide centre + elastic solid-rubber tyre, threadguard.

Code											
ESL-75 PTE 80	75	32	115	80	95x70	75x45	8,5	-	•	70	0,62
ESL-100 PTE SOFT	100	32	142	90	95x70	75x45	8,5	-	•	70	0,67
ESL-S-100 PTE/K	100	32	142	90	95x70	75x45	8,5	•	-	100	0,74
ESL-S-100 PTE/K SOFT	100	32	142	90	95x70	75x45	8,5	•	-	70	0,74
ESL-S-100 NEK/K	100	32	142	90	95x70	75x45	8,5	•	-	80	0,79
ESL-125 PTE SOFT	125	32	167	106	95x70	75x45	8,5	-	•	70	0,75
ESL-S-125 PTE/K	125	32	167	106	95x70	75x45	8,5	•	-	100	0,84
ESL-S-125 PTE/K SOFT	125	32	167	106	95x70	75x45	8,5	•	-	70	0,84
ESL-S-125 NEK/K	125	32	167	106	95x70	75x45	8,5	•	-	100	0,90
ESL-S-150 PTE/K	150	32	190	130	95x70	75x45	8,5	•	-	100	0,95
ESL-S-150 PTE/K SOFT	150	32	190	130	95x70	75x45	8,5	•	-	70	0,95
ESL-S-150 NEK/K	150	32	190	130	95x70	75x45	8,5	•	-	105	1,04



68

# Equipment castors



69

## ESL-JN SWIVEL CASTOR, RECTANGULAR TOP PLATE, TOTAL-STOP BRAKE LOCKS WHEEL AND SWIVEL

PTE 80 polypropylene centre + thermoelastic rubber tyre (hardness 80 Sh A). PTE SOFT polypropylene centre + soft thermoelastic rubber tyre. -S-PTE/K polypropylene centre + thermoelastic rubber tyre, threadguard. -S-PTE/K SOFT polypropylene centre + soft thermoelastic rubber tyre, threadguard. -S-NEK/K polyamide centre + elastic solid-rubber tyre, threadguard.

Code



Code	75	32	115	107	95x70	75x45	8,5	-	•	70	
<b>ESL-JN-75 PTE 80</b>	75	32	115	107	95x70	75x45	8,5	-	•	70	0,68
<b>ESL-JN-100 PTE SOFT</b>	100	32	142	107	95x70	75x45	8,5	-	•	70	0,73
<b>ESL-JN-S-100 PTE/K</b>	100	32	142	107	95x70	75x45	8,5	•	-	100	0,80
<b>ESL-JN-S-100 PTE/K SOFT</b>	100	32	142	107	95x70	75x45	8,5	•	-	70	0,80
<b>ESL-JN-S-100 NEK/K</b>	100	32	142	107	95x70	75x45	8,5	•	-	80	0,84
<b>ESL-JN-125 PTE SOFT</b>	125	32	167	110	95x70	75x45	8,5	-	•	70	0,81
<b>ESL-JN-S-125 PTE/K</b>	125	32	167	110	95x70	75x45	8,5	•	-	100	0,89
<b>ESL-JN-S-125 PTE/K SOFT</b>	125	32	167	110	95x70	75x45	8,5	•	-	70	0,89
<b>ESL-JN-S-125 NEK/K</b>	125	32	167	110	95x70	75x45	8,5	•	-	100	0,96
<b>ESL-JN-S-150 PTE/K</b>	150	32	190	130	95x70	75x45	8,5	•	-	100	1,00
<b>ESL-JN-S-150 PTE/K SOFT</b>	150	32	190	130	95x70	75x45	8,5	•	-	70	1,00
<b>ESL-JN-S-150 NEK/K</b>	150	32	190	130	95x70	75x45	8,5	•	-	105	1,09



70

## ESPL FIXED CASTOR, RECTANGULAR TOP PLATE

PTE 80 polypropylene centre + thermoelastic rubber tyre (hardness 80 Sh A). PTE SOFT polypropylene centre + soft thermoelastic rubber tyre. -S-PTE/K polypropylene centre + thermoelastic rubber tyre, threadguard. -S-PTE/K SOFT polypropylene centre + soft thermoelastic rubber tyre, threadguard. -S-NEK/K polyamide centre + elastic solid-rubber tyre, threadguard.

Code



Code	75	32	115	95x70	75x45	8,5	-	•	70	
<b>ESPL-75 PTE 80</b>	75	32	115	95x70	75x45	8,5	-	•	70	0,51
<b>ESPL-100 PTE SOFT</b>	100	32	142	95x70	75x45	8,5	-	•	70	0,56
<b>ESPL-S-100 PTE/K</b>	100	32	142	95x70	75x45	8,5	•	-	100	0,62
<b>ESPL-S-100 PTE/K SOFT</b>	100	32	142	95x70	75x45	8,5	•	-	70	0,62
<b>ESPL-S-100 NEK/K</b>	100	32	142	95x70	75x45	8,5	•	-	80	0,67
<b>ESPL-125 PTE SOFT</b>	125	32	167	95x70	75x45	8,5	-	•	70	0,63
<b>ESPL-S-125 PTE/K</b>	125	32	167	95x70	75x45	8,5	•	-	100	0,71
<b>ESPL-S-125 PTE/K SOFT</b>	125	32	167	95x70	75x45	8,5	•	-	70	0,71
<b>ESPL-S-125 NEK/K</b>	125	32	167	95x70	75x45	8,5	•	-	100	0,78
<b>ESPL-S-150 PTE/K</b>	150	32	190	95x70	75x45	8,5	•	-	100	0,81
<b>ESPL-S-150 PTE/K SOFT</b>	150	32	190	95x70	75x45	8,5	•	-	70	0,81
<b>ESPL-S-150 NEK/K</b>	150	32	190	95x70	75x45	8,5	•	-	105	0,90

## Standard colours for brake pedals in equipment castors series:

- red
- black
- grey
- yellow
- dark grey (directional lock)