



Industrial castors

- **milk containers**
- **merchandise rollers**
- **laundry wagons**
- **dollies**
- **food trolleys**
- **waste containers**
- **industrial machines**
- **scaffolding**

Long life and reliable industrial castors with strong structure are suitable for constant, heavy use in industry, warehouses and shops.

Double ball race swivel head with polyamide seals at upper and lower bearing. Choice of wheel materials. Total-stop brake and directional lock. By means of a soft plastic bushing the industrial wheel becomes a quiet Panther-wheel. The absorber reduces noise and therefore ideal for e.g. roll containers and standard pallets. Read more on Page 15 and ask for a separate leaflet.

Stronger forks with a load capacity of 200 kg are also available for the 100 and 125 mm fork sizes. See Page 52.

Industrial castors



71

YKI WHEEL

N polyamide, plain bearing. ND polyamide centre + polyurethane tread, plain bearing.

Code							Sh A	
YKI-70 N	70	24	32	8	•	90	-	0,06
YKI-75 ND	75	28	32	8	•	90	98	0,08




72

YKL SWIVEL CASTOR, RECTANGULAR TOP PLATE

N polyamide. ND polyamide centre + polyurethane tread.

Code									
YKL-70 N	70	24	90	54	95x75	75x45	8	• 90	0,36
YKL-75 ND	75	28	93	57	95x75	75x45	8	• 90	0,38



73

YKA SWIVEL CASTOR, TRIANGULAR TOP PLATE

N polyamide. ND polyamide centre + polyurethane tread.

Code									
YKA-70 N	70	24	90	54	145x145	100/90x100/90	11	• 90	0,63
YKA-75 ND	75	28	93	57	145x145	100/90x100/90	11	• 90	0,64



74

YP FIXED CASTOR, RECTANGULAR TOP PLATE

N polyamide. ND polyamide centre + polyurethane tread.

Code								
YP-70 N	70	24	90	95x75	75x45	8	• 90	0,27
YP-75 ND	75	28	93	95x75	75x45	8	• 90	0,29


Polyurethane tread is hardwearing.

Industrial castors

LI WHEEL

N polyamide, plain bearing. N/R polyamide, roller bearing. N/K polyamide, ball bearing (sealed).
N/K PT polyamide, ball bearing (sealed), quiet Panther wheel.

Code									
LI-100 N ¹⁾	100	36	46	10	•	-	-	180	0,15
LI-100 N/R ¹⁾	100	36	46	10	-	•	-	180	0,21
LI-100 N/K	100	36	46	10	-	-	•	200	0,19
LI-100 N/K 6202 PT B	100	36	46	10	-	-	•	200	0,19
LI-125 N ¹⁾	125	36	46	10	•	-	-	240	0,22
LI-125 N/R ¹⁾	125	36	46	10	-	•	-	180	0,30
LI-125 N/K	125	36	46	10	-	-	•	240	0,27
LI-125 N/K 6202 PT B	125	36	46	10	-	-	•	240	0,27
LI-160 N	160	40	50	10	•	-	-	400	0,49
LI-160 N/R	160	40	50	10	-	•	-	200	0,52
LI-200 N	200	50	59	13	•	-	-	450	0,95
LI-200 N/K	200	50	59	13	-	-	•	750	1,32
LI-250 N/K	250	60	71	13	-	-	•	1000	2,23



75

¹⁾ Available also with the threadguard. Please, add -S- to the code, e.g. LI-S-100 N.

LK SWIVEL CASTOR, BOLT HOLE

N polyamide.

Code										
LK-100 N ¹⁾	100	36	132	90	12,5	•	-	140	0,66	
LK-100 N/R ¹⁾	100	36	132	90	12,5	-	•	140	0,72	
LK-100 N/K	100	36	132	90	12,5	-	-	•	140	0,67
LK-125 N ¹⁾	125	36	157	106	12,5	•	-	145	0,74	
LK-125 N/R ¹⁾	125	36	157	106	12,5	-	•	145	0,83	
LK-125 N/K	125	36	157	106	12,5	-	-	•	145	0,77
LK-160 N	160	40	194	130	12,5	•	-	220	1,40	
LK-160 N/R	160	40	194	130	12,5	-	•	220	1,43	
LK-200 N	200	50	236	155	12,5	•	-	220	1,97	
LK-200 N/K	200	50	236	155	12,5	-	-	•	220	2,33



76

¹⁾ Available also with the threadguard. Please, add -S- to the code, e.g. LK-S-100 N.

LK-J SWIVEL CASTOR, BOLT HOLE, TOTAL-STOP BRAKE LOCKS WHEEL AND SWIVEL

N polyamide.

Code										
LK-J-100 N ¹⁾	100	36	132	110	12,5	•	-	140	0,86	
LK-J-100 N/R ¹⁾	100	36	132	110	12,5	-	•	140	0,92	
LK-J-100 N/K	100	36	132	110	12,5	-	-	•	140	0,89
LK-J-125 N ¹⁾	125	36	157	110	12,5	•	-	145	0,94	
LK-J-125 N/R ¹⁾	125	36	157	110	12,5	-	•	145	1,03	
LK-J-125 N/K	125	36	157	110	12,5	-	-	•	145	0,99
LK-J-160 N	160	40	194	147	12,5	•	-	220	1,78	
LK-J-160 N/R	160	40	194	147	12,5	-	•	220	1,81	
LK-J-200 N	200	50	236	155	12,5	•	-	220	2,33	
LK-J-200 N/K	200	50	236	155	12,5	-	-	•	220	2,69



77

¹⁾ Available also with the threadguard. Please, add -S- to the code, e.g. LK-J-S-100 N.

Consider how castors with directional lock can improve the handling of equipment, see page 12.

Industrial castors



78

LKE SWIVEL CASTOR, RECTANGULAR TOP PLATE

N polyamide.

Code													
LKE-100 N ^{1) *)}	100	36	132	90	105x85	80x60	9	•	-	-	140	0,74	
LKE-100 N/R ^{1) *)}	100	36	132	90	105x85	80x60	9	-	•	-	140	0,79	
LKE-100 N/K ^{*)}	100	36	132	90	105x85	80x60	9	-	-	•	140	0,77	
LKE-125 N ^{1) *)}	125	36	157	106	105x85	80x60	9	•	-	-	145	0,82	
LKE-125 N/R ^{1) *)}	125	36	157	106	105x85	80x60	9	-	•	-	145	0,91	
LKE-125 N/K ^{*)}	125	36	157	106	105x85	80x60	9	-	-	•	145	0,88	
LKE-160 N	160	40	194	130	135x105	105x80/75	10,5	•	-	-	220	1,54	
LKE-160 N/R	160	40	194	130	135x105	105x80/75	10,5	-	•	-	220	1,56	
LKE-200 N	200	50	236	155	135x105	105x80/75	10,5	•	-	-	220	2,09	
LKE-200 N/K	200	50	236	155	135x105	105x80/75	10,5	-	-	•	220	2,47	

¹⁾ Threadguards available. Add S to code, e.g. LKE-S-100 N. ^{*)} Plate holes available also with oval holes. Change letter E to O, e.g. LKO-100 N.



79

LKE-J SWIVEL CASTOR, RECTANGULAR TOP PLATE, TOTAL-STOP BRAKE LOCKS WHEEL AND SWIVEL

N polyamide.

Code												
LKE-J-100 N ^{1) *)}	100	36	132	110	105x85	80x60	9	•	-	-	140	0,94
LKE-J-100 N/R ^{1) *)}	100	36	132	110	105x85	80x60	9	-	•	-	140	1,00
LKE-J-100 N/K ^{*)}	100	36	132	110	105x85	80x60	9	-	-	•	140	0,98
LKE-J-125 N ^{1) *)}	125	36	157	110	105x85	80x60	9	•	-	-	145	1,02
LKE-J-125 N/R ^{1) *)}	125	36	157	110	105x85	80x60	9	-	•	-	145	1,11
LKE-J-125 N/K ^{*)}	125	36	157	110	105x85	80x60	9	-	-	•	145	1,08
LKE-J-160 N	160	40	194	147	135x105	105x80/75	10,5	•	-	-	220	1,92
LKE-J-160 N/R	160	40	194	147	135x105	105x80/75	10,5	-	•	-	220	1,94
LKE-J-200 N	200	50	236	155	135x105	105x80/75	10,5	•	-	-	220	2,46
LKE-J-200 N/K	200	50	236	155	135x105	105x80/75	10,5	-	-	•	220	2,84

¹⁾ Threadguards available. Add S to code, e.g. LKE-JS-100 N. ^{*)} Plate holes available also with oval holes. Change letter E to O, e.g. LKO-J-100 N.



80


LKE-R SWIVEL CASTOR, RECTANGULAR TOP PLATE, DIRECTIONAL LOCK LOCKS SWIVEL IN RUNNING OR OPPOSITE DIRECTION

N polyamide.

Code												
LKE-R-100 N ^{1) *)}	100	36	132	110	105x85	80x60	9	•	-	-	140	0,95
LKE-R-100 N/R ^{1) *)}	100	36	132	110	105x85	80x60	9	-	•	-	140	1,01
LKE-R-100 N/K ^{*)}	100	36	132	110	105x85	80x60	9	-	-	•	140	0,98
LKE-R-125 N ^{1) *)}	125	36	157	110	105x85	80x60	9	•	-	-	145	1,02
LKE-R-125 N/R ^{1) *)}	125	36	157	110	105x85	80x60	9	-	•	-	145	1,11
LKE-R-125 N/K ^{*)}	125	36	157	110	105x85	80x60	9	-	-	•	145	1,07

¹⁾ Threadguards available. Add S to code, e.g. LKE-RS-100 N.

^{*)} Plate holes available also with oval holes. Change letter E to O, e.g. LKO-R-100 N.



81

LPPE FIXED CASTOR, RECTANGULAR TOP PLATE

N polyamide.

Code											
LPPE-100 N ^{1) *)}	100	36	132	105x85	80x60	9	•	-	-	140	0,63
LPPE-100 N/R ^{1) *)}	100	36	132	105x85	80x60	9	-	•	-	140	0,69
LPPE-100 N/K ^{*)}	100	36	132	105x85	80x60	9	-	-	•	140	0,67
LPPE-125 N ^{1) *)}	125	36	157	105x85	80x60	9	•	-	-	145	0,73
LPPE-125 N/R ^{1) *)}	125	36	157	105x85	80x60	9	-	•	-	145	0,81
LPPE-125 N/K ^{*)}	125	36	157	105x85	80x60	9	-	-	•	145	0,78
LPPE-160 N	160	40	194	135x105	105x80/75	10,5	•	-	-	220	1,28
LPPE-160 N/R	160	40	194	135x105	105x80/75	10,5	-	•	-	220	1,31
LPPE-200 N	200	50	236	135x105	105x80/75	10,5	•	-	-	220	1,98
LPPE-200 N/K	200	50	236	135x105	105x80/75	10,5	-	-	•	220	2,36

¹⁾ Threadguards available. Add S to code, e.g. LPPE-S-100 ND. ^{*)} Plate holes available also with oval holes. Change letter E to O, e.g. LPPO-100 N.

Industrial castors

LI WHEEL

ND polyamide centre + polyurethane tread, plain bearing. ND/R polyamide centre + polyurethane tread, roller bearing. ND/K polyamide centre + polyurethane tread, ball bearing (sealed). ND/K PT polyamide centre + polyurethane tread, ball bearing (sealed), quiet Panther wheel. NP/K polyamide centre + soft polyurethane tread, ball bearing (sealed). NP/K PT polyamide centre + polyurethane tread, ball bearing (sealed), quiet Panther wheel.

Code									Sh A	
LI-100 ND ¹⁾	100	36	46	10	•	-	-	160	98	0,21
LI-100 ND/R ¹⁾	100	36	46	10	-	•	-	160	98	0,29
LI-100 ND/K	100	36	46	10	-	-	•	160	98	0,25
LI-100 ND/K 6202 PT	100	36	47	10	-	-	•	160	98	0,25
LI-100 NP/K	100	36	46	10	-	-	•	160	85	0,25
LI-100 NP/K 6202 PT	100	36	46	10	-	-	•	160	85	0,25
LI-125 ND ¹⁾	125	36	46	10	•	-	-	160	98	0,30
LI-125 ND/R ¹⁾	125	36	46	10	-	•	-	160	98	0,38
LI-125 ND/K	125	36	46	10	-	-	•	160	98	0,34
LI-125 ND/K 6202 PT	125	36	47	10	-	-	•	160	98	0,34
LI-160 ND	160	40	50	10	•	-	-	350	98	0,45
LI-160 ND/R	160	40	50	10	-	•	-	220	98	0,50
LI-160 ND/K	160	40	50	10	-	-	•	350	98	0,53
LI-200 ND	200	50	59	13	•	-	-	450	98	1,14
LI-200 ND/K	200	50	59	13	-	-	•	750	98	1,46
LI-250 ND/K	250	60	71	13	-	-	•	1000	99	2,35



82

¹⁾ Threadguards available. Add S to code, e.g. LI-S-100 ND.

LK SWIVEL CASTOR, BOLT HOLE

ND polyamide centre + polyurethane tread. NP polyamide centre + soft polyurethane tread.

Code										
LK-100 ND ¹⁾	100	36	132	90	12,5	•	-	-	140	0,72
LK-100 ND/R ¹⁾	100	36	132	90	12,5	-	•	-	140	0,79
LK-100 ND/K	100	36	132	90	12,5	-	-	•	140	0,76
LK-100 NP/K	100	36	132	90	12,5	-	-	•	140	0,76
LK-125 ND ¹⁾	125	36	157	106	12,5	•	-	-	145	0,83
LK-125 ND/R ¹⁾	125	36	157	106	12,5	-	•	-	145	0,91
LK-125 ND/K	125	36	157	106	12,5	-	-	•	145	0,87
LK-160 ND	160	40	194	130	12,5	•	-	-	220	1,37
LK-160 ND/R	160	40	194	130	12,5	-	•	-	220	1,41
LK-160 ND/K	160	40	194	130	12,5	-	-	•	220	1,44
LK-200 ND	200	50	236	155	12,5	•	-	-	220	2,17
LK-200 ND/K	200	50	236	155	12,5	-	-	•	220	2,48

¹⁾ Threadguards available. Add S to code, e.g. LK-S-100 ND.



83

LK-J SWIVEL CASTOR, BOLT HOLE, TOTAL-STOP BRAKE LOCKS WHEEL AND SWIVEL

ND polyamide centre + polyurethane tread. NP polyamide centre + soft polyurethane tread.

Code										
LK-J-100 ND ¹⁾	100	36	132	110	12,5	•	-	-	140	0,89
LK-J-100 ND/R ¹⁾	100	36	132	110	12,5	-	•	-	140	0,97
LK-J-100 ND/K	100	36	132	110	12,5	-	-	•	140	0,94
LK-J-100 NP/K	100	36	132	110	12,5	-	-	•	140	0,93
LK-J-125 ND ¹⁾	125	36	157	110	12,5	•	-	-	145	1,01
LK-J-125 ND/R ¹⁾	125	36	157	110	12,5	-	•	-	145	1,08
LK-J-125 ND/K	125	36	157	110	12,5	-	-	•	145	1,04
LK-J-160 ND	160	40	194	147	12,5	•	-	-	220	1,74
LK-J-160 ND/R	160	40	194	147	12,5	-	•	-	220	1,79
LK-J-160 ND/K	160	40	194	147	12,5	-	-	•	220	1,82
LK-J-200 ND	200	50	236	155	12,5	•	-	-	220	2,52
LK-J-200 ND/K	200	50	236	155	12,5	-	-	•	220	2,84

¹⁾ Threadguards available. Add S to code, e.g. LKE-J-S-100 N. ^{*)} Plate holes available also with oval holes. Change letter E to O, e.g. LKO-J-100 N.



84

Industrial castors



85

LKE SWIVEL CASTOR, RECTANGULAR TOP PLATE

ND polyamide centre + polyurethane tread. NP polyamide centre + soft polyurethane tread.

Code													
LKE-100 ND ¹⁾ *)	100	36	132	90	105x85	80x60	9	•	-	-	140	0,80	
LKE-100 ND/R ¹⁾ *)	100	36	132	90	105x85	80x60	9	-	•	-	140	0,87	
LKE-100 ND/K ²⁾	100	36	132	90	105x85	80x60	9	-	-	•	140	0,84	
LKE-100 NP/K ²⁾	100	36	132	90	105x85	80x60	9	-	-	•	140	0,84	
LKE-125 ND ¹⁾ *)	125	36	157	106	105x85	80x60	9	•	-	-	145	0,92	
LKE-125 ND/R ¹⁾ *)	125	36	157	106	105x85	80x60	9	-	•	-	145	0,99	
LKE-125 ND/K ²⁾	125	36	157	106	105x85	80x60	9	-	-	•	145	0,95	
LKE-160 ND	160	40	194	130	135x105	105x80/75	10,5	•	-	-	220	1,51	
LKE-160 ND/R	160	40	194	130	135x105	105x80/75	10,5	-	•	-	220	1,55	
LKE-160 ND/K	160	40	194	130	135x105	105x80/75	10,5	-	-	•	220	1,59	
LKE-200 ND	200	50	236	155	135x105	105x80/75	10,5	•	-	-	220	2,29	
LKE-200 ND/K	200	50	236	155	135x105	105x80/75	10,5	-	-	•	220	2,61	

¹⁾ Threadguards available. Add S to code, e.g. LKE-S-100 ND. ²⁾ Plate holes available also with oval holes. Change letter E to O, e.g. LKO-100 ND.



86

LKE-J SWIVEL CASTOR, RECTANGULAR TOP PLATE, TOTAL-STOP BRAKE LOCKS WHEEL AND SWIVEL

ND polyamide centre + polyurethane tread. NP polyamide centre + soft polyurethane tread.

Code													
LKE-J-100 ND ¹⁾ *)	100	36	132	110	105x85	80x60	9	•	-	-	140	1,00	
LKE-J-100 ND/R ¹⁾ *)	100	36	132	110	105x85	80x60	9	-	•	-	140	1,08	
LKE-J-100 ND/K ²⁾	100	36	132	110	105x85	80x60	9	-	-	•	140	1,04	
LKE-J-100 NP/K ²⁾	100	36	132	110	105x85	80x60	9	-	-	•	140	1,04	
LKE-J-125 ND ¹⁾ *)	125	36	157	110	105x85	80x60	9	•	-	-	145	1,12	
LKE-J-125 ND/R ¹⁾ *)	125	36	157	110	105x85	80x60	9	-	•	-	145	1,19	
LKE-J-125 ND/K ²⁾	125	36	157	110	105x85	80x60	9	-	-	•	145	1,15	
LKE-J-160 ND	160	40	194	147	135x105	105x80/75	10,5	•	-	-	220	1,88	
LKE-J-160 ND/R	160	40	194	147	135x105	105x80/75	10,5	-	•	-	220	1,93	
LKE-J-160 ND/K	160	40	194	147	135x105	105x80/75	10,5	-	-	•	220	1,95	
LKE-J-200 ND	200	50	236	155	135x105	105x80/75	10,5	•	-	-	220	2,54	
LKE-J-200 ND/K	200	50	236	155	135x105	105x80/75	10,5	-	-	•	220	2,98	

¹⁾ Threadguards available. Add S to code, e.g. LKE-J-S-100 ND. ²⁾ Plate holes available also with oval holes. Change letter E to O, e.g. LKO-J-100 ND.



87

LKE-R SWIVEL CASTOR, RECTANGULAR TOP PLATE, DIRECTIONAL LOCK LOCKS SWIVEL IN RUNNING OR OPPOSITE DIRECTION

ND polyamide centre + polyurethane tread. NP polyamide centre + soft polyurethane tread.

Code													
LKE-R-100 ND ¹⁾ *)	100	36	132	110	105x85	80x60	9	•	-	-	140	1,00	
LKE-R-100 ND/R ¹⁾ *)	100	36	132	110	105x85	80x60	9	-	•	-	140	1,08	
LKE-R-100 ND/K ²⁾	100	36	132	110	105x85	80x60	9	-	-	•	140	1,04	
LKE-R-100 NP/K ²⁾	100	36	132	110	105x85	80x60	9	-	-	•	140	1,04	
LKE-R-125 ND ¹⁾ *)	125	36	157	110	105x85	80x60	9	•	-	-	145	1,11	
LKE-R-125 ND/R ¹⁾ *)	125	36	157	110	105x85	80x60	9	-	•	-	145	1,19	
LKE-R-125 ND/K ²⁾	125	36	157	110	105x85	80x60	9	-	-	•	145	1,15	

¹⁾ Threadguards available. Add S to code, e.g. LKE-R-S-100 ND. ²⁾ Plate holes available also with oval holes. Change letter E to O, e.g. LKO-R-100 ND.



88

LPPE FIXED CASTOR, RECTANGULAR TOP PLATE

ND polyamide centre + polyurethane tread. NP polyamide centre + soft polyurethane tread.

Code													
LPPE-100 ND ¹⁾ *)	100	36	132	105x85	80x60	9	•	-	-	140		0,69	
LPPE-100 ND/R ¹⁾ *)	100	36	132	105x85	80x60	9	-	•	-	140		0,77	
LPPE-100 ND/K ²⁾	100	36	132	105x85	80x60	9	-	-	•	140		0,73	
LPPE-100 NP/K ²⁾	100	36	132	105x85	80x60	9	-	-	•	140		0,73	
LPPE-125 ND ¹⁾ *)	125	36	157	105x85	80x60	9	•	-	-	145		0,81	
LPPE-125 ND/R ¹⁾ *)	125	36	157	105x85	80x60	9	-	•	-	145		0,89	
LPPE-125 ND/K ²⁾	125	36	157	105x85	80x60	9	-	-	•	145		0,85	
LPPE-160 ND	160	40	194	135x105	105x80/75	10,5	•	-	-	220		1,24	
LPPE-160 ND/R	160	40	194	135x105	105x80/75	10,5	-	•	-	220		1,29	
LPPE-160 ND/K	160	40	194	135x105	105x80/75	10,5	-	-	•	220		1,32	
LPPE-200 ND	200	50	236	135x105	105x80/75	10,5	•	-	-	220		2,18	
LPPE-200 ND/K	200	50	236	135x105	105x80/75	10,5	-	-	•	220		2,49	

¹⁾ Threadguards available. Add S to code, e.g. LPPE-S-100 ND. ²⁾ Plate holes available also with oval holes. Change letter E to O, e.g. LPPO-100 ND.

Industrial castors

LI WHEEL

PK polypropylene centre + solid-rubber tyre, plain bearing. MK/R polyamide centre + solid-rubber tyre, roller bearing.
 KK steel plate centre + solid-rubber tyre, ball bearing (unsealed). MK/K polyamide centre + solid-rubber tyre, ball bearing (sealed).
 IM/2 steel plate centre + pneumatic tyre, ball bearing (unsealed). MI/K plastic centre + pneumatic tyre, ball bearing (sealed).

Code									Sh A	
LI-100 PK ¹⁾	100	32	46	10	•	-	-	70	85	0,25
LI-100 MK/R	100	32	46	10	-	•	-	70	85	0,34
LI-125 PK ¹⁾	125	40	46	10	•	-	-	100	85	0,47
LI-125 MK/R	125	40	46	10	-	•	-	100	85	0,56
LI-160 PK ¹⁾	160	42	50	10	•	-	-	135	85	0,81
LI-160 MK/R ¹⁾	160	42	50	10	-	•	-	135	85	0,87
LI-160 MK/K ¹⁾	160	42	50	10	-	-	•	135	85	0,93
LI-200 PK ¹⁾	200	50	59	13	•	-	-	205	85	1,55
LI-200 MK/R ¹⁾	200	50	59	13	-	-	•	205	85	1,61
LI-200 KK ¹⁾	200	50	59	13	-	-	•	205	85	2,74
LI-250 PK	250	60	71	13	•	-	-	250	85	3,16
LI-250 MK/K ¹⁾	250	60	71	13	-	-	•	250	85	3,13
LI-250 KK	250	60	71	13	-	-	•	250	85	3,87
LI-200 IM/2	200	50	59	13	-	-	•	70	-	0,90
LI-200X50 MI/K/2	200	50	59	8	-	-	•	75	-	0,51

¹⁾ Available with grey tyre. Add V to code, e.g. LI-100 PK V.



89

LK SWIVEL CASTOR, BOLT HOLE

PK polypropylene centre + solid-rubber tyre. MK polyamide centre + solid-rubber tyre.
 KK steel plate centre + solid rubber tyre. MI/K plastic centre + pneumatic tyre.

Code										
LK-100 PK	100	32	132	90	12,5	•	-	-	70	0,75
LK-100 MK/R	100	32	132	90	12,5	-	•	-	70	0,84
LK-125 PK	125	40	157	106	12,5	•	-	-	100	1,01
LK-125 MK/R	125	40	157	106	12,5	-	•	-	100	1,09
LK-160 PK	160	42	194	130	12,5	•	-	-	135	1,68
LK-160 MK/R	160	42	194	130	12,5	-	•	-	135	1,78
LK-160 MK/K	160	42	194	130	12,5	-	-	•	135	1,84
LK-200 PK	200	50	236	155	12,5	•	-	-	205	2,59
LK-200 MK/K	200	50	236	155	12,5	-	-	•	205	2,63
LK-200 KK	200	50	236	155	12,5	-	-	•	205	1,72
LK-200X50 MI/K/2	200	50	236	155	12,5	-	-	•	75	1,50



90

LK-J SWIVEL CASTOR, BOLT HOLE, TOTAL-STOP BRAKE LOCKS WHEEL AND SWIVEL

PK polypropylene centre + solid-rubber tyre. MK polyamide centre + solid-rubber tyre,
 KK steel plate centre + solid rubber tyre. MI/K plastic centre + pneumatic tyre.

Code										
LK-J-100 PK	100	32	132	110	12,5	•	-	-	70	0,96
LK-J-100 MK/R	100	32	132	110	12,5	-	•	-	70	1,04
LK-J-125 PK	125	40	157	110	12,5	•	-	-	100	1,21
LK-J-125 MK/R	125	40	157	110	12,5	-	•	-	100	1,29
LK-J-160 PK	160	42	194	147	12,5	•	-	-	135	2,06
LK-J-160 MK/R	160	42	194	147	12,5	-	•	-	135	2,15
LK-J-160 MK/K	160	42	194	147	12,5	-	-	•	135	2,21
LK-J-200 PK	200	50	236	155	12,5	•	-	-	205	2,59
LK-J-200 MK/K	200	50	236	155	12,5	-	-	•	205	3,08
LK-J-200 KK	200	50	236	155	12,5	-	-	•	205	3,08
LK-J-200X50 MI/K/2	200	50	236	155	12,5	-	-	•	75	2,34



91

Ask also about other wheel alternatives!

Industrial castors



92

* Plate holes available also with oval holes.
Change letter E to O, e.g. LKO-100 PK.

LKE SWIVEL CASTOR, RECTANGULAR TOP PLATE

PK polypropylene centre + solid-rubber tyre. MK polyamide centre + solid-rubber tyre.
KK steel plate centre + solid-rubber tyre. MI/K plastic centre + pneumatic tyre.

Code												
LKE-100 PK ^{*)}	100	32	132	90	105x85	80x60	9	•	-	-	70	0,84
LKE-100 MK/R ^{*)}	100	32	132	90	105x85	80x60	9	-	•	-	70	0,92
LKE-125 PK ^{*)}	125	40	157	106	105x85	80x60	9	•	-	-	100	1,09
LKE-125 MK/R ^{*)}	125	40	157	106	105x85	80x60	9	-	•	-	100	1,17
LKE-160 PK	160	42	194	130	135x105	105x80/75	10,5	•	-	-	135	1,87
LKE-160 MK/R	160	42	194	130	135x105	105x80/75	10,5	-	•	-	135	1,92
LKE-160 MK/K	160	42	194	130	135x105	105x80/75	10,5	-	-	•	135	1,98
LKE-200 PK	200	50	236	155	135x105	105x80/75	10,5	•	-	-	205	2,73
LKE-200 MK/K	200	50	236	155	135x105	105x80/75	10,5	-	-	•	205	2,76
LKE-200 KK	200	50	236	155	135x105	105x80/75	10,5	-	-	•	205	2,87
LKE-200X50 MI/K/2	200	50	236	155	135x105	105x80/75	10,5	-	-	•	75	1,50



93

* Plate holes available also with oval holes.
Change letter E to O, e.g. LKO-J-100 PK.

LKE-J SWIVEL CASTOR, RECTANGULAR TOP PLATE, TOTAL-STOP BRAKE LOCKS WHEEL AND SWIVEL

PK polypropylene centre + solid-rubber tyre. MK polyamide centre + solid-rubber tyre,
KK steel plate centre + solid rubber tyre. MI/K plastic centre + pneumatic tyre.

Code												
LKE-J-100 PK ^{*)}	100	32	132	110	105x85	80x60	9	•	-	-	70	1,04
LKE-J-100 MK/R ^{*)}	100	32	132	110	105x85	80x60	9	-	•	-	70	1,13
LKE-J-125 PK ^{*)}	125	40	157	110	105x85	80x60	9	•	-	-	100	1,29
LKE-J-125 MK/R ^{*)}	125	40	157	110	105x85	80x60	9	-	•	-	100	1,37
LKE-J-160 PK	160	42	194	147	135x105	105x80/75	10,5	•	-	-	135	2,24
LKE-J-160 MK/R	160	42	194	147	135x105	105x80/75	10,5	-	•	-	135	2,30
LKE-J-160 MK/K	160	42	194	147	135x105	105x80/75	10,5	-	-	•	135	2,36
LKE-J-200 PK	200	50	236	155	135x105	105x80/75	10,5	•	-	-	205	3,09
LKE-J-200 MK/K	200	50	236	155	135x105	105x80/75	10,5	-	-	•	205	3,13
LKE-J-200 KK	200	50	236	155	135x105	105x80/75	10,5	-	-	•	205	3,25
LKE-J-200X50 MI/K/2	200	50	236	155	135x105	105x80/75	10,5	-	-	•	75	2,04



94

* Plate holes available also with oval holes. Change letter E to O, e.g. LKO-R-100 PK.

LKE-R SWIVEL CASTOR, RECTANGULAR TOP PLATE, DIRECTIONAL LOCK LOCKS SWIVEL IN RUNNING OR OPPOSITE DIRECTION

PK polypropylene centre + solid-rubber tyre. MK polyamide centre + solid-rubber tyre.

Code											
LKE-R-100 PK ^{*)}	100	32	132	110	105x85	80x60	9	•	-	70	1,04
LKE-R-100 MK/R ^{*)}	100	32	132	110	105x85	80x60	9	-	•	70	1,13
LKE-R-125 PK ^{*)}	125	40	157	110	105x85	80x60	9	•	-	100	1,29
LKE-R-125 MK/R ^{*)}	125	40	157	110	105x85	80x60	9	-	•	100	1,37



95

* Plate holes available also with oval holes.
Change letter E to O, e.g. LPPO-100 PK.

LPPE FIXED CASTOR, RECTANGULAR TOP PLATE

PK polypropylene centre + solid-rubber tyre. MK polyamide centre + solid-rubber tyre,
KK steel plate centre + solid rubber tyre. MI/K plastic centre + pneumatic tyre.

Code												
LPPE-100 PK ^{*)}	100	32	132		105x85	80x60	9	•	-	-	70	0,73
LPPE-100 MK/R ^{*)}	100	32	132		105x85	80x60	9	-	•	-	70	0,82
LPPE-125 PK ^{*)}	125	40	157		105x85	80x60	9	•	-	-	100	0,99
LPPE-125 MK/R ^{*)}	125	40	157		105x85	80x60	9	-	•	-	100	1,07
LPPE-160 PK	160	42	194		135x105	105x80/75	10,5	•	-	-	135	1,60
LPPE-160 MK/R	160	42	194		135x105	105x80/75	10,5	-	•	-	135	1,66
LPPE-160 MK/K	160	42	194		135x105	105x80/75	10,5	-	-	•	135	1,71
LPPE-200 PK	200	50	236		135x105	105x80/75	10,5	•	-	-	205	2,61
LPPE-200 MK/K	200	50	236		135x105	105x80/75	10,5	-	-	•	205	2,65
LPPE-200 KK	200	50	236		135x105	105x80/75	10,5	-	-	•	205	2,74
LPPE-200X50 MI/K/2	200	50	236		135x105	105x80/75	10,5	-	-	•	75	1,53

Industrial castors

LI WHEEL

NEK polyamide centre + elastic solid-rubber tyre, plain bearing.

NEK/R polyamide centre + elastic solid-rubber tyre, roller bearing.

NEK/K polyamide centre + elastic solid-rubber tyre, ball bearing (unsealed).

Code									Sh A	
LI-100 NEK	100	38	46	10	•	-	-	150	60	0,31
LI-100 NEK/R	100	38	46	10	-	•	-	150	60	0,31
LI-100 NEK/K	100	38	46	10	-	-	•	150	60	0,32
LI-125 NEK	125	40	46	10	•	-	-	200	60	0,41
LI-125 NEK/R	125	40	46	10	-	•	-	200	60	0,44
LI-125 NEK/K	125	40	46	10	-	-	•	200	60	0,46
LI-160 NEK	160	40	50	10	•	-	-	280	60	0,69
LI-160 NEK/R	160	40	50	10	-	•	-	280	60	0,71
LI-160 NEK/K	160	40	50	10	-	-	•	280	60	0,77
LI-200 NEK	200	50	59	13	•	-	-	400	60	1,37
LI-200 NEK/R	200	50	59	13	-	•	-	400	60	1,45
LI-200 NEK/K #)	200	50	59	13	-	-	•	400	60	1,38

#) Tiivistetyt kuulalaakerit.



96

LK SWIVEL CASTOR, BOLT HOLE

NEK polyamide centre + elastic solid-rubber tyre.

Code									
LK-100 NEK	100	38	132	90	12,5	•	-	140	0,81
LK-100 NEK/R	100	38	132	90	12,5	-	•	140	0,84
LK-100 NEK/K	100	38	132	90	12,5	-	-	•	0,83
LK-125 NEK	125	40	157	106	12,5	•	-	145	0,97
LK-125 NEK/R	125	40	157	106	12,5	-	•	145	1,01
LK-125 NEK/K	125	40	157	106	12,5	-	-	•	0,99
LK-160 NEK	160	40	194	130	12,5	•	-	220	1,62
LK-160 NEK/R	160	40	194	130	12,5	-	•	220	1,65
LK-160 NEK/K	160	40	194	130	12,5	-	-	•	1,69
LK-200 NEK	200	50	236	155	12,5	•	-	220	2,40
LK-200 NEK/R	200	50	236	155	12,5	-	•	220	2,45
LK-200 NEK/K	200	50	236	155	12,5	-	-	•	2,40



97

LK-J SWIVEL CASTOR, BOLT HOLE, TOTAL-STOP BRAKE LOCKS WHEEL AND SWIVEL

NEK polyamide centre + elastic solid-rubber tyre.

Code									
LK-J-100 NEK	100	38	132	110	12,5	•	-	140	1,02
LK-J-100 NEK/R	100	38	132	110	12,5	-	•	140	1,05
LK-J-100 NEK/K	100	38	132	110	12,5	-	-	•	1,07
LK-J-125 NEK	125	40	157	110	12,5	•	-	145	1,18
LK-J-125 NEK/R	125	40	157	110	12,5	-	•	145	1,21
LK-J-125 NEK/K	125	40	157	110	12,5	-	-	•	1,21
LK-J-160 NEK	160	40	194	147	12,5	•	-	220	2,00
LK-J-160 NEK/R	160	40	194	147	12,5	-	•	220	2,02
LK-J-160 NEK/K	160	40	194	147	12,5	-	-	•	2,06
LK-J-200 NEK	200	50	236	155	12,5	•	-	220	2,76
LK-J-200 NEK/R	200	50	236	155	12,5	-	•	220	2,81
LK-J-200 NEK/K	200	50	236	155	12,5	-	-	•	2,76



98

Read more about the properties of NEK on page 16

Industrial castors



99

* Rectangular plate also available with oval holes. The letter E is then replaced by the letter O, e.g. LKO-100 NEK.

LKE LHPL SWIVEL CASTOR, RECTANGULAR TOP PLATE

NEK polyamide centre + elastic solid-rubber tyre.

Code												
LKE-100 NEK ^{*)}	100	38	132	90	105x85	80x60	9	•	-	-	140	0,90
LKE-100 NEK/R ^{*)}	100	38	132	90	105x85	80x60	9	-	•	-	140	0,92
LKE-100 NEK/K ^{*)}	100	38	132	90	105x85	80x60	9	-	-	•	140	0,91
LKE-125 NEK ^{*)}	125	40	157	106	105x85	80x60	9	•	-	-	145	1,05
LKE-125 NEK/R ^{*)}	125	40	157	106	105x85	80x60	9	-	•	-	145	1,08
LKE-125 NEK/K ^{*)}	125	40	157	106	105x85	80x60	9	-	-	•	145	1,07
LKE-160 NEK	160	40	194	130	135x105	105x80/75	10,5	•	-	-	220	1,76
LKE-160 NEK/R	160	40	194	130	135x105	105x80/75	10,5	-	•	-	220	1,78
LKE-160 NEK/K	160	40	194	130	135x105	105x80/75	10,5	-	-	•	220	1,82
LKE-200 NEK	200	50	236	155	135x105	105x80/75	10,5	•	-	-	220	2,51
LKE-200 NEK/R	200	50	236	155	135x105	105x80/75	10,5	-	•	-	220	2,58
LKE-200 NEK/K	200	50	236	155	135x105	105x80/75	10,5	-	-	•	220	2,52
LHPL-200 NEK	200	50	255	158	165x135	126x96	13,5	•	-	-	400	3,63
LHPL-200 NEK/R	200	50	255	158	165x135	126x96	13,5	-	•	-	400	3,69
LHPL-200 NEK/K	200	50	255	158	165x135	126x96	13,5	-	-	•	400	3,64



100

* Rectangular plate also available with oval holes. The letter E is then replaced by the letter O, e.g. LKO-J-100 NEK.

LKE-J LHPL-J SWIVEL CASTOR, RECTANGULAR TOP PLATE, TOTAL-STOP BRAKE LOCKS WHEEL AND SWIVEL

NEK polyamide centre + elastic solid-rubber tyre.

Code												
LKE-J-100 NEK ^{*)}	100	38	132	110	105x85	80x60	9	•	-	-	140	1,10
LKE-J-100 NEK/R ^{*)}	100	38	132	110	105x85	80x60	9	-	•	-	140	1,13
LKE-J-100 NEK/K ^{*)}	100	38	132	110	105x85	80x60	9	-	-	•	140	1,12
LKE-J-125 NEK ^{*)}	125	40	157	110	105x85	80x60	9	•	-	-	145	1,21
LKE-J-125 NEK/R ^{*)}	125	40	157	110	105x85	80x60	9	-	•	-	145	1,24
LKE-J-125 NEK/K ^{*)}	125	40	157	110	105x85	80x60	9	-	-	•	145	1,29
LKE-J-160 NEK	160	40	194	147	135x105	105x80/75	10,5	•	-	-	220	2,15
LKE-J-160 NEK/R	160	40	194	147	135x105	105x80/75	10,5	-	•	-	220	2,16
LKE-J-160 NEK/K	160	40	194	147	135x105	105x80/75	10,5	-	-	•	220	2,24
LKE-J-200 NEK	200	50	236	155	135x105	105x80/75	10,5	•	-	-	220	2,90
LKE-J-200 NEK/R	200	50	236	155	135x105	105x80/75	10,5	-	•	-	220	2,95
LKE-J-200 NEK/K	200	50	236	155	135x105	105x80/75	10,5	-	-	•	220	2,98
LHPL-J-200 NEK	200	50	255	190	165x135	126x96	13,5	•	-	-	400	4,19
LHPL-J-200 NEK/R	200	50	255	190	165x135	126x96	13,5	-	•	-	400	4,24
LHPL-J-200 NEK/K	200	50	255	190	165x135	126x96	13,5	-	-	•	400	4,28



101

LKE-R SWIVEL CASTOR, RECTANGULAR TOP PLATE, DIRECTIONAL LOCK LOCKS SWIVEL IN RUNNING OR OPPOSITE DIRECTION

NEK polyamide centre + elastic solid-rubber tyre.

Code												
LKE-R-100 NEK ^{*)}	100	38	132	110	105x85	80x60	9	•	-	-	140	1,10
LKE-R-100 NEK/R ^{*)}	100	38	132	110	105x85	80x60	9	-	•	-	140	1,13
LKE-R-100 NEK/K ^{*)}	100	38	132	110	105x85	80x60	9	-	-	•	140	1,11
LKE-R-125 NEK ^{*)}	125	40	157	110	105x85	80x60	9	•	-	-	145	1,25
LKE-R-125 NEK/R ^{*)}	125	40	157	110	105x85	80x60	9	-	•	-	145	1,28
LKE-R-125 NEK/K ^{*)}	125	40	157	110	105x85	80x60	9	-	-	•	145	1,28

* Rectangular plate also available with oval holes. The letter E is then replaced by the letter O, e.g. LKO-R-100 NEK.



102

* Rectangular plate also available with oval holes. The letter E is then replaced by the letter O, e.g. LPOO-100 NEK.

LPPE LPH FIXED CASTOR, RECTANGULAR TOP PLATE

NEK polyamide centre + elastic solid-rubber tyre.

Code											
LPPE-100 NEK ^{*)}	100	38	132	105x85	80x60	9	•	-	-	140	0,79
LPPE-100 NEK/R ^{*)}	100	38	132	105x85	80x60	9	-	•	-	140	0,82
LPPE-100 NEK/K ^{*)}	100	38	132	105x85	80x60	9	-	-	•	140	0,80
LPPE-125 NEK ^{*)}	125	40	157	105x85	80x60	9	•	-	-	145	0,95
LPPE-125 NEK/R ^{*)}	125	40	157	105x85	80x60	9	-	•	-	145	0,98
LPPE-125 NEK/K ^{*)}	125	40	157	105x85	80x60	9	-	-	•	145	0,98
LPPE-160 NEK	160	40	194	135x105	105x80/75	10,5	•	-	-	220	1,50
LPPE-160 NEK/R	160	40	194	135x105	105x80/75	10,5	-	•	-	220	1,53
LPPE-160 NEK/K	160	40	194	135x105	105x80/75	10,5	-	-	•	220	1,56
LPPE-200 NEK	200	50	236	135x105	105x80/75	10,5	•	-	-	220	2,49
LPPE-200 NEK/R	200	50	236	135x105	105x80/75	10,5	-	•	-	220	2,45
LPPE-200 NEK/K	200	50	236	135x105	105x80/75	10,5	-	-	•	220	2,41
LPH-200 NEK	200	50	255	135x105	105x80/75	13,5	•	-	-	400	2,53
LPH-200 NEK/R	200	50	255	135x105	105x80/75	13,5	-	•	-	400	2,58
LPH-200 NEK/K	200	50	255	135x105	105x80/75	13,5	-	-	•	400	2,53

We reserve the right for changes.

1-800-215-8220

Industrial castors

LHPL SWIVEL CASTOR, RECTANGULAR TOP PLATE

N polyamide. ND polyamide centre + polyurethane tread.

Code											
LHPL-200 N	200	50	255	158	165x135	126x96	13,5	•	-	400	3,21
LHPL-200 N/K	200	50	255	158	165x135	126x96	13,5	•	•	400	3,59
LHPL-200 ND	200	50	255	158	165x135	126x96	13,5	•	-	400	3,41
LHPL-200 ND/K	200	50	255	158	165x135	126x96	13,5	-	•	400	3,71
LHPL-250 N/K	250	60	300	197	180x145	140x105	13,5	-	•	800	5,65
LHPL-250 ND/K	250	60	300	197	180x145	140x105	13,5	-	•	600	5,77



103

LHPL-J SWIVEL CASTOR, RECTANGULAR TOP PLATE TOTAL-STOP BRAKE LOCKS WHEEL AND SWIVEL

N polyamide. ND polyamide centre + polyurethane tread.

Code											
LHPL-J-200 N	200	50	255	190	165x135	126x96	13,5	•	-	400	3,76
LHPL-J-200 N/K	200	50	255	190	165x135	126x96	13,5	-	•	400	4,14
LHPL-J-200 ND	200	50	255	190	165x135	126x96	13,5	•	-	400	3,96
LHPL-J-200 ND/K	200	50	255	190	165x135	126x96	13,5	-	•	400	4,26
LHPL-J-250 N/K	250	60	310	200	180x145	140x105	13,5	-	•	800	6,18
LHPL-J-250 ND/K	250	60	310	200	180x145	140x105	13,5	-	•	600	6,31



104

LPH FIXED CASTOR, RECTANGULAR TOP PLATE

N polyamide. ND polyamide centre + polyurethane tread.

Code											
LPH-200 N	200	50	255	135x105	105x80/75	11	•	-	400		2,09
LPH-200 N/K	200	50	255	135x105	105x80/75	11	-	•	400		2,47
LPH-200 ND	200	50	255	135x105	105x80/75	11	•	-	400		2,29
LPH-200 ND/K	200	50	255	135x105	105x80/75	11	-	•	400		2,59
LPH-250 N/K	250	60	300	190x125	152x80	13,5	-	•	800		4,21
LPH-250 ND/K	250	60	300	190x125	152x80	13,5	-	•	600		4,34



105

In all matters related to castors and wheels, do not hesitate to contact us for advice (contact info on page 79)

Industrial castors/heavy duty forks

Shown in the tables below are the wheel alternatives whose load capacities are most effectively utilised with the heavy duty forks. The stronger forks also suit other 100 and 125 mm wheels in our industrial castor-series.



106

LS SWIVEL CASTOR, BOLT HOLE

N polyamide. ND polyamide centre + polyurethane tread. NEK polyamide centre + elastic solid-rubber tyre.

Code										
LS-100 N	100	36	132	84	12,5	-	•	180		0,75
LS-100 N/K	100	36	132	84	12,5	•	-	200		0,79
LS-100 ND	100	36	132	84	12,5	-	•	160		0,81
LS-100 ND/K	100	36	132	84	12,5	•	-	160		0,85
LS-100 NEK	100	38	132	84	12,5	-	•	150		0,91
LS-100 NEK/K	100	38	132	84	12,5	•	-	150		0,93
LS-125 N	125	36	157	96	12,5	-	•	200		0,85
LS-125 N/K	125	36	157	96	12,5	•	-	200		0,90
LS-125 ND	125	36	157	96	12,5	-	•	160		0,93
LS-125 ND/K	125	36	157	96	12,5	•	-	160		0,97
LS-125 NEK	125	40	157	96	12,5	-	•	200		1,07
LS-125 NEK/K	125	40	157	96	12,5	•	-	200		1,09



107

LSE SWIVEL CASTOR, RECTANGULAR TOP PLATE

N polyamide. ND polyamide centre + polyurethane tread. NEK polyamide centre + elastic solid-rubber tyre.

Code											
LSE-100 N	100	36	132	84	105x85	80x60	9	-	•	180	1,00
LSE-100 N/K	100	36	132	84	105x85	80x60	9	•	-	200	1,04
LSE-100 ND	100	36	132	84	105x85	80x60	9	-	•	160	1,06
LSE-100 ND/K	100	36	132	84	105x85	80x60	9	•	-	160	1,10
LSE-100 NEK	100	38	132	84	105x85	80x60	9	-	•	150	1,15
LSE-100 NEK/K	100	38	132	84	105x85	80x60	9	•	-	150	1,17
LSE-125 N	125	36	157	96	105x85	80x60	9	-	•	200	1,09
LSE-125 N/K	125	36	157	96	105x85	80x60	9	•	-	200	1,14
LSE-125 ND	125	36	157	96	105x85	80x60	9	-	•	160	1,18
LSE-125 ND/K	125	36	157	96	105x85	80x60	9	•	-	160	1,22
LSE-125 NEK	125	40	157	96	105x85	80x60	9	-	•	200	1,32
LSE-125 NEK/K	125	40	157	96	105x85	80x60	9	•	-	200	1,34



108

LPSE FIXED CASTOR, RECTANGULAR TOP PLATE








N polyamide. ND polyamide centre + polyurethane tread. NEK polyamide centre + elastic solid-rubber tyre.

Code										
LPSE-100 N	100	36	132	105x85	80x60	9	-	•	180	0,71
LPSE-100 N/K	100	36	132	105x85	80x60	9	•	-	200	0,75
LPSE-100 ND	100	36	132	105x85	80x60	9	-	•	160	0,77
LPSE-100 ND/K	100	36	132	105x85	80x60	9	•	-	160	0,82
LPSE-100 NEK	100	38	132	105x85	80x60	9	-	•	150	0,87
LPSE-100 NEK/K	100	38	132	105x85	80x60	9	•	-	150	0,89
LPSE-125 N	125	36	157	105x85	80x60	9	-	•	200	0,82
LPSE-125 N/K	125	36	157	105x85	80x60	9	•	-	200	0,87
LPSE-125 ND	125	36	157	105x85	80x60	9	-	•	160	0,91
LPSE-125 ND/K	125	36	157	105x85	80x60	9	•	-	160	0,94
LPSE-125 NEK	125	40	157	105x85	80x60	9	-	•	200	1,04
LPSE-125 NEK/K	125	40	157	105x85	80x60	9	•	-	200	1,07

Industrial castors/stainless

LTI WHEEL

N polyamide, plain bearing, stainless bushing.








Code							
LTI-80 N L	80	30	40	15	•	150	0,10
LTI-100 N L	100	30	40	15	•	175	0,14
BUSHING 15/8,5X41,5 INOX L	15		41,5	8,5	-		-
LTI-125 N L	125	40	50	20	•	300	0,26
LTI-150 N L	150	40	50	20	•	400	-
BUSHING 20/10,5X51,5 INOX L	20		51,5	10,5	-		-
LTI-200 N L	200	50	60	20	•	600	0,75
BUSHING 20/12,5X61,5 INOX L	20		61,5	12,5	-		-



109

LKE SWIVEL CASTOR, RECTANGULAR TOP PLATE

N polyamide.








Code							
LKE-80 N INOX L	80	30	106	73	102x83	80/76x60/55	8 • 150 0,51
LKE-100 N INOX L	100	30	128	87	102x83	80/76x60/55	8 • 150 0,56
LKE-125 N INOX L	125	40	160	111,5	102x83	80x60	8 • 250 0,97
LKE-150 N INOX L	150	40	181	126	135x110	105/96x80/56	10 • 250 1,21
LKE-200 N INOX L	200	50	240	159	135x110	105x80/75	10 • 370 2,07



110

LKE-J SWIVEL CASTOR, RECTANGULAR TOP PLATE TOTAL-STOP BRAKE LOCKS WHEEL AND SWIVEL

N polyamide.







Code							
LKE-J-80 N INOX L	80	30	106	108	102x83	80/76x60/55	8 • 150 0,62
LKE-J-100 N INOX L	100	30	128	108	102x83	80/76x60/55	8 • 150 0,67
LKE-J-125 N INOX L	125	40	160	140	102x83	80x60	8 • 250 1,15
LKE-J-150 N INOX L	150	40	181	140	135x110	105/96x80/56	10 • 250 1,39
LKE-J-200 N INOX L	200	50	240	178	135x110	105x80/75	10 • 370 2,35



111

LPPE FIXED CASTOR, RECTANGULAR TOP PLATE

N polyamide.

Code						
LPPE-80 N INOX L	80	30	106	102x83	80/76x60/55	8 • 150 0,40
LPPE-100 N INOX L	100	30	128	102x83	80/76x60/55	8 • 150 0,45
LPPE-125 N INOX L	125	40	160	102x83	80x60	8 • 250 0,75
LPPE-150 N INOX L	150	40	181	135x110	105/96x80/56	10 • 250 1,08
LPPE-200 N INOX L	200	50	240	135x110	105x80/75	10 • 370 1,79



112

Industrial castors/stainless

Other models and sizes are also available.



113

LTI WHEEL

ND polyamide centre + polyurethane tread, plain bearing, stainless bushing.

Code								Sh A	
LTI-80 ND L	80	25	40	12	•	100		98	0,09
LTI-100 ND L	100	30	40	15	•	160		98	0,16
BUSHING 15/8,5X41,5 INOX L	15		41,5	8,5	-			-	
LTI-125 ND L	125	30	40	15	•	230		98	0,23
BUSHING 15/11X49,5 INOX L	15		49,5	11				-	
BUSH 28,8X16X4 L	28,8	4		16				-	
LTI-150 ND L	150	40	50	20	•	350		98	0,48
BUSHING 20/10,5X51,5 INOX L	20		51,5	10,5				-	
LTI-200 ND L	200	50	60	20	•	550		98	0,83
BUSHING 20/12,5X61,5 INOX L	20		61,5	12,5				-	



114

LKE SWIVEL CASTOR, RECTANGULAR TOP PLATE

ND polyamide centre + polyurethane tread.

Code										
LKE-80 ND INOX L	80	25	106	73	102x83	80/76x60/55	8	•	100	0,49
LKE-100 ND INOX L	100	30	128	87	102x83	80/76x60/55	8	•	150	0,58
LKE-125 ND INOX L	125	30	160	111,5	102x83	80x60	8	•	230	0,95
LKE-150 ND INOX L	150	40	181	126	135x110	105/96x80/56	10	•	250	1,32
LKE-200 ND INOX L	200	50	240	159	135x110	105x80/75	10	•	370	2,15



115

LKE-J SWIVEL CASTOR, RECTANGULAR TOP PLATE

TOTAL-STOP BRAKE LOCKS WHEEL AND SWIVEL

ND polyamide centre + polyurethane tread.

Code										
LKE-J-80 ND INOX L	80	25	106	108	102x83	80/76x60/55	8	•	100	0,60
LKE-J-100 ND INOX L	100	30	128	108	102x83	80/76x60/55	8	•	150	0,69
LKE-J-125 ND INOX L	125	30	160	140	102x83	80x60	8	•	230	1,13
LKE-J-150 ND INOX L	150	40	181	140	135x110	105/96x80/56	10	•	250	1,50
LKE-J-200 ND INOX L	200	50	240	178	135x110	105x80/75	10	•	370	2,43



116

LPPE FIXED CASTOR

ND polyamide centre + polyurethane tread.

Code									
LPPE-80 ND INOX L	80	25	106	102x83	80/76x60/55	8	•	100	0,38
LPPE-100 ND INOX L	100	30	128	102x83	80/76x60/55	8	•	150	0,47
LPPE-125 ND INOX L	125	30	160	102x83	80x60	8	•	230	0,73
LPPE-150 ND INOX L	150	40	181	135x110	105/96x80/56	10	•	250	1,19
LPPE-200 ND INOX L	200	50	240	135x110	105x80/75	10	•	370	1,87