



Wheel 2000

- **servicing trolleys**
- **industrial kitchen equipment**
- **office furniture**
- **hospital equipment**
- **design furnishings**

Due to its offset twin wheel structure and materials the castor's run is silent and almost vibration free even on rough surfaces. Low rolling resistance makes work easier with Manner castors. Good resistance to corrosion provides suitability for demanding circumstances. The castors are pressure washable. Easy action brake pedal. Maintenance-free ball bearings.







Wheel 2000 excellently suits all equipment in restaurants, hotels, hospitals, offices and industrial kitchen facilities where silent running is the ideal. The noise level of equipment fitted with Wheel 2000 castors is more than 90% less than that of ordinary castors. Also, equipment on Wheel 2000 castors is easier to manoeuvre and lighter to move.

Castors are available with or without brakes. Can be manufactured in special colour requirements depending on the size of order.

Wheel 2000









EMR TWIN WHEEL SWIVEL CASTOR WITH STAINLESS THREADED STEM

NP/K Fibreglass strengthened polyamide centre + polyurethane tread, ball bearing (sealed).

Code									Sh A	
EMR-125/2 NP/K	125	52	141	115	M10x16	•	70		85	0,52

EMR-J TWIN WHEEL SWIVEL CASTOR WITH STAINLESS THREADED STEM SINGLE ACTION BRAKE, LOCKING THE WHEEL ONLY

NP/K Fibreglass strengthened polyamide centre + polyurethane tread, ball bearing (sealed).









Code								Sh A	
EMR-J-125/2 NP/K	125	52	141	115	M10x16	•	70	85	0,54



22









EMT TWIN WHEEL SWIVEL CASTOR WITH STAINLESS STEM FOR TUBE EXPANDER

NP/K Fibreglass strengthened polyamide centre + polyurethane tread, ball bearing (sealed).

Code								Sh A	
EMT-125/2 NP/K	125	52	148	115	10x65	•	70	85	0,55

EMT-J TWIN WHEEL SWIVEL CASTOR WITH STAINLESS STEM FOR TUBE EXPANDER SINGLE ACTION BRAKE, LOCKING THE WHEEL ONLY

NP/K Fibreglass strengthened polyamide centre + polyurethane tread, ball bearing (sealed).


Code								Sh A	
EMT-J-125/2 NP/K	125	52	148	115	10x65	•	70	85	0,58

Select a suitable expander from the table below.



23

EMT TUBE EXPANDER SETS

Code	Tubular		Square	
	core ø	core □		
EMT-18, 19	18-19			0,03
EMT-22	22			0,03
EMT-25	25			0,04
EMT-28	28			0,05
EMT-37	37			0,07
EMT 17x17			17	0,03
EMT 22x22			22	0,04
EMT 27x27			27	0,05
EMT 37x37			37	0,11




24

TSE BUMPER PROTECTOR

N polyamide. N18/8 polyamide + 2 stainless bedding discs.

Code			
TSE-75/25 N	75	25	0,017
TSE-75/10 N 18/8	75	10	0,054



25

The easy movement and silent running of this castor almost always surprises the user.