

Top Plate Casters

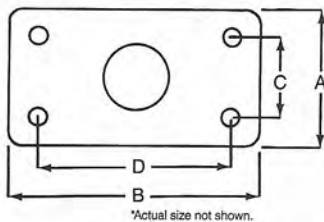
Top Plate

Top plates allow casters to be mounted to a flat base. Plates should be bolted at all four corners so that the load will be distributed over the full area of the plate.



Wheel Diameter	Wheel Width	Top Plate Size	Top Plate Hole Spacing	Load Capacity	Wheel Type	Caster Part Number	STD	Caster with Brake Part Number	STD	Swivel Radius	Offset
2"	15/16"	1-3/16"x2" "BO"	13/16"x1-9/16"	75 lbs.	Soft Rubber	39000-20TP-13B0	*	34000-20TP-13B0		2-5/8"	13/16"
					Conductive	39041-20TP-13B0	*	34041-20TP-13B0	w/brake		
					Hard Rubber	39010-20TP-13B0	*	34010-20TP-13B0	1-13/16"		
				90 lbs.	Polyolefin	39020-20TP-13B0	*	34020-20TP-13B0	wo /brake		
2-1/2"	15/16"	1-3/16"x2" "BO"	13/16"x1-9/16"	90 lbs.	Soft Rubber	39000-25TP-13B0	*	34000-25TP-13B0		3-3/32"	13/16"
					Conductive	39041-25TP-13B0	*	34041-25TP-13B0	w/brake		
					Hard Rubber	39010-25TP-13B0	*	34010-25TP-13B0	2-1/16"		
				100 lbs.	Polyolefin	39020-25TP-13B0	*	34020-25TP-13B0	w/o brake		
3"	15/16"	1-3/16"x2" "BO"	13/16"x1-9/16"	100 lbs.	Soft Rubber	99000-30TP-23B0	*	94000-30TP-23B0		3-5/8"	2-1/2"
					Conductive	99041-30TP-23B0	*	94041-30TP-23B0	1"		
					Hard Rubber	99010-30TP-23B0	*	94010-30TP-23B0			
				125 lbs.	Polyolefin	99020-30TP-23B0	*	94020-30TP-23B0			

* Please inquire for additional caster variations.



*Actual size not shown.

Outside Dimensions

A & B
"BO" 1 3/16" x 2"

Hole Spacing

C & D
13/16" x 1 9/16"

TYPICAL APPLICATIONS

- Book Racks
- Bedside Cabinets
- Office Stands
- Display Stands

Top Plate Casters

TYPICAL APPLICATIONS

- Audio Visual Stands
- Room Service Carts
- Display Stands
- Utility Cabinets
- Maintenance Carts



Wheel Options

Soft Rubber: 4" & 5"

Hard Rubber: 4" & 5"

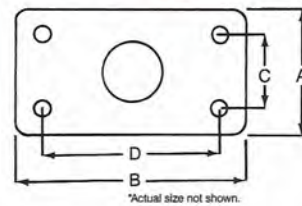
Polyolefin: 4"

Conductive: 4" & 5"

Polyurethane (comolded) * 5"x1/8"

Santoprene (comolded) * 5"x1/8"

*Minimum order quantities may apply. Please inquire.



*Actual size not shown.

Outside Dimensions

A & B

"B7" 2 1/2" x 3 3/4"

"B9" 3 1/8" x 4 1/8"

Hole Spacing

C & D

1 3/4" x 2 7/8" - 3"

2 3/8" x 3 7/16"

* Specify swivel or rigid when inquiring.

Wheel Diameter	Plate Width	Plate Length	Plate Hole Spacing	Load Capacity	Wheel Type	Caster Part Number	STD	Caster with Brake Part Number	STD	Swivel Radius	Offset	
4"	15/16"	2-1/2"x3-3/4"	1-3/4"x2-7/8"to3"	125 lbs.	Soft Rubber	99001-40TP-23B7	*	94001-40TP-23B7	*	4-3/4"	3-3/8"	1-3/8"
					Conductive	99041-40TP-23B7		94041-40TP-23B7				
					Hard Rubber	99011-40TP-23B7	*	94011-40TP-23B7	*			
		Swivel	135 lbs.	Polyolefin	99020-40TP-23B7		94020-40TP-23B7					
				Soft Rubber	99401-40TP-23B7	*	N/A					
				Conductive	99441-40TP-23B7	*	N/A					
	Rigid	150 lbs.	Hard Rubber	99411-40TP-23B7	*	N/A						
			135 lbs.	Polyolefin	99420-40TP-23B7		N/A					
				Soft Rubber	99001-40TP-23B9	*	94001-40TP-23B9	*				
	3-1/8"x4-1/8"	2-3/8"x3-7/16"		125 lbs.	Conductive	99041-40TP-23B9		94041-40TP-23B9				
			Swivel		150 lbs.	Hard Rubber	99011-40TP-23B9	*	94011-40TP-23B9	*		
						135 lbs.	Polyolefin	99020-40TP-23B9		94020-40TP-23B9		
Soft Rubber	99001-50TP-23B7	*		94001-50TP-23B7			*					
5"	15/16"	2-1/2"x3-3/4"	1-3/4"x2-7/8"to3"	135 lbs.	Conductive		99041-50TP-23B7	*	94041-50TP-23B7	*	5-3/4"	4-1/32"
					Hard Rubber	99011-50TP-23B7	*	94011-50TP-23B7	*			
					Swivel	160 lbs.	Soft Rubber	99401-50TP-23B7	*	N/A		
		Conductive	99441-50TP-23B7	*			N/A					
		Rigid	160 lbs.	Hard Rubber			99411-50TP-23B7	*	N/A			
				160 lbs.	Soft Rubber	99001-50TP-23B9	*	94001-50TP-23B9	*			
	Conductive				99041-50TP-23B9		94041-50TP-23B9					
	3-1/8"x4-1/8"	2-3/8"x3-7/16"	135 lbs.		Hard Rubber	99011-50TP-23B9	*	94011-50TP-23B9	*			
				Swivel	160 lbs.	Soft Rubber	99001-50TP-23B9	*	94001-50TP-23B9	*		
						Conductive	99041-50TP-23B9		94041-50TP-23B9			
	Hard Rubber	99011-50TP-23B9	*			94011-50TP-23B9	*					

* Please inquire for additional caster variations.

Top Plate Casters

FEATURES

- Double Ball Bearing Raceway Construction
- Nut & Bolt Assembly
- Friction Brakes available
- Zinc Plated Finish standard


Wheel Options

Soft Rubber: 3", 4" & 5"

Hard Rubber: 3", 4" & 5"

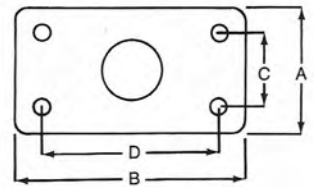
Polyolefin: 3"

Conductive: 3", 4" & 5"



Top Plate

Top plates allow casters to be mounted to a flat base. Plates should be bolted at all four corners so that the load will be distributed over the full area



*Actual size not shown.

Outside Dimensions

A & B

"B7" 2¹/₂" x 3³/₄"

"B9" 3¹/₈" x 4¹/₈"

Hole Spacing

C & D

1³/₄" x 2⁷/₈" - 3"

2³/₈" x 3⁷/₁₆"

* Specify swivel or rigid when inquiring.



TYPICAL APPLICATIONS

- Maintenance Carts/Trucks
- Display Racks/Stands/Bins
- Tool Chest/Stands
- Trash Containers
- Housekeeping Carts

Wheel Diameter	Mounting Hole Spacing	Plate Dimensions	Load Capacity	Wheel Type	Caster Part Number	STD	Caster with Brake Part Number	STD	Swivel Radius	Offset					
3"	1-1/4"	2-1/2"x3-3/4" "B7" Swivel	1-3/4"x2-7/8"to3"	175 lbs.	Soft Rubber	99001-31TP-23B7	*	94001-31TP-23B7	*	3-3/4"	1-1/4"				
					Conductive	99020-31TP-23B7	*	94020-31TP-23B7	*						
				Hard Rubber	99011-31TP-23B7	*	94011-31TP-23B7	*							
		270 lbs.	Polyolefin	99020-31TP-23B7	*	94020-31TP-23B7	*								
		175 lbs.	Soft Rubber	99401-31TP-23B7	*	N/A	*								
			Conductive	99441-31TP-23B7	*	N/A	*								
	Hard Rubber		99411-31TP-23B7	*	N/A	*									
	270 lbs.	Rigid	1-3/4"x2-7/8"to3"	175 lbs.	Polyolefin	99420-31TP-23B7	*	N/A	*	2-3/4" w/o brake					
					Soft Rubber	99001-31TP-23B9	*	94001-31TP-23B9	*						
					Conductive	99041-31TP-23B9	*	94041-31TP-23B9	*						
	3-1/8"x4-1/8" "B9" Swivel	2-3/8"x3-7/16"	2-3/8"x3-7/16"	175 lbs.	Hard Rubber	99011-31TP-23B9	*	94011-31TP-23B9	*	3-9/16" w/brake					
					Polyolefin	99020-31TP-23B9	*	94020-31TP-23B9	*						
270 lbs.				Soft Rubber	99001-41TP-23B7	*	94001-41TP-23B7	*							
				Conductive	99020-41TP-23B7	*	94020-41TP-23B7	*							
4"				1-1/4"	2-1/2"x3-3/4" "B7" Swivel	1-3/4"x2-7/8"to3"	200 lbs.	Hard Rubber	99011-41TP-23B7		*	94011-41TP-23B7	*	5"	1-1/2"
								280 lbs.	Soft Rubber		99401-41TP-23B7	*	N/A		
	200 lbs.	Conductive	99441-41TP-23B7				*	N/A	*						
		280 lbs.	Hard Rubber		99411-41TP-23B7	*	N/A	*							
	200 lbs.	Rigid	1-3/4"x2-7/8"to3"		200 lbs.	Soft Rubber	99001-41TP-23B9	*	94001-41TP-23B9	*					
						Conductive	99041-41TP-23B9	*	94041-41TP-23B9	*					
Hard Rubber				99011-41TP-23B9		*	94011-41TP-23B9	*							
3-1/8"x4-1/8" "B9" Swivel	2-3/8"x3-7/16"	2-3/8"x3-7/16"	200 lbs.	Soft Rubber	99001-51TP-23B7	*	94001-51TP-23B7	*	6"	4-1/8"					
				Conductive	99041-51TP-23B7	*	94041-51TP-23B7	*							
			210 lbs.	Hard Rubber	99011-51TP-23B7	*	94011-51TP-23B7	*							
				290 lbs.	Soft Rubber	99401-51TP-23B7	*	N/A			*				
			210 lbs.	Conductive	99441-51TP-23B7	*	N/A	*							
				290 lbs.	Hard Rubber	99411-51TP-23B7	*	N/A			*				
5"	1-1/4"	2-1/2"x3-3/4" "B7" Swivel	1-3/4"x2-7/8"to3"	210 lbs.	Soft Rubber	99001-51TP-23B9	*	94001-51TP-23B9	*	4-1/8"	1-5/8"				
					290 lbs.	Conductive	99041-51TP-23B9	*	94041-51TP-23B9			*			
				210 lbs.	Hard Rubber	99011-51TP-23B9	*	94011-51TP-23B9	*						
		290 lbs.	Soft Rubber		99401-51TP-23B9	*	N/A	*							
		210 lbs.	Conductive	99441-51TP-23B9	*	N/A	*								
			290 lbs.	Hard Rubber	99411-51TP-23B9	*	N/A	*							

* Please inquire for additional caster variations.