

SERIES 331

SWIVEL CASTOR SERIES 330

SWIVEL CASTOR SERIES 331
WITH TOTAL LOCK

RIGID CASTOR SERIES 680

Features:

- Pressed steel casing
- Zinc plated finish
- Double ball bearing swivel
- Polyamide brake pedal
- Wheel-Ø 100 mm and 125 mm

Options:

- Stainless steel version on page 89
- Electrically conductive version available
- Further fittings available

**HOSPITAL AND
ELECTROMEDICAL EQUIPMENT**

SHOP FITTING EQUIPMENT

**COMMERCIAL KITCHEN
EQUIPMENT**

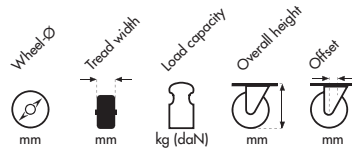
BAKERY EQUIPMENT



BALL BEARING WHEEL

- Non marking grey thermoplastic rubber tyred
- Polypropylene hub
- Ball bearing
- Screwed axle
- Wheel Ø 100 mm, 125 mm

FITTINGS



SERIES 330
SWIVEL CASTOR

SERIES 331
SWIVEL CASTOR
WITH TOTAL LOCK

SERIES 680
RIGID CASTOR

BOLT HOLE



mm	Wheel Ø	Tread width	Load capacity	Overall height	Offset
10,5	100	32	90	132	40
10,5	125	32	100	158	40
13,0	100	32	90	132	40
13,0	125	32	100	158	40


See page 114.

Code-no.

Code-no.

1.LGA.PTB	2.LKA.PTB
1.LNA.PUB	2.LRA.PUB
1.LGF.PTB	2.LKF.PTB
1.LNF.PUB	2.LRF.PUB

TOP PLATE



mm	Wheel Ø	Tread width	Load capacity	Overall height	Offset
77x67	100	32	90	132	40
77x67	125	32	100	158	40
90x70	100	32	90	132	40
90x70	125	32	100	158	40

Top plate dimensions shown on page 113.

Code-no.

Code-no.

Code-no.

1.LGR.PTB	2.LKR.PTB	
1.LNR.PUB	2.LRR.PUB	
1.LGO.PTB	2.LKO.PTB	
1.LNO.PUB	2.LRO.PUB	5.FFP.PUB

SCREW with washer riveted screw



mm	Wheel Ø	Tread width	Load capacity	Overall height	Offset
M 10 x 25	100	32	90	135	40
M 10 x 25	125	32	100	161	40
M 12 x 25	100	32	90	135	40
M 12 x 25	125	32	100	161	40

Code-no.

Code-no.

1.LHA.PTB	2.LLA.PTB
1.LPA.PUB	2.LSA.PUB
1.LHF.PTB	2.LLF.PTB
1.LPF.PUB	2.LSF.PUB

PLAIN STEM



mm	Wheel Ø	Tread width	Load capacity	Overall height	Offset
18x62	100	32	90	135	40
18x62	125	32	100	161	40

A list of adaptors for round and square tubing appears on page 112.

Code-no.

Code-no.

1.LJA.PTB	2.LMA.PTB
1.LQA.PUB	2.LTA.PUB

EXPANDING ADAPTORS



Castors can be installed into round or square tubing by using our polyamide expanding adaptors. The expanding adaptors are installed on castors with a 10.5 mm bolt hole. Load capacity reduced to 70 daN. To order, please add code number for adaptor size and shape behind the castor code number, as shown in the following table: 1.LNA.PUB.D2N

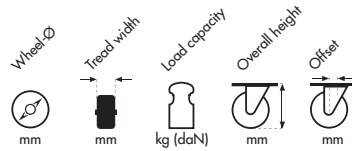
Diameter mm	Round tube Code-No.	Square tube Code-No.	Max. Torque
18-20	.D2N	.D6N	17 Nm
21-23	.D2P	.D6P	20 Nm
24-27	.D2Q	.D6Q	25 Nm
28-31	.D2R	.D6R	30 Nm



PLAIN BEARING WHEEL

- Non marking grey thermoplastic rubber tread
- Polypropylene hub
- Steel bush
- Screwed axle
- Wheel-Ø 100 mm, 125 mm

FITTINGS



SERIES 330
SWIVEL CASTOR

SERIES 331
SWIVEL CASTOR
WITH TOTAL LOCK

SERIES 680
RIGID CASTOR

BOLT HOLE



mm	Wheel-Ø	Tread width	Load capacity	Overall height	Offset
10,5	100	32	80	132	40
10,5	125	32	90	158	40
13,0	100	32	80	132	40
13,0	125	32	90	158	40

See page 114.


Code-no.

Code-no.

1.LGA.JKA
1.LNA.JLA
1.LGF.JKA
1.LNF.JLA

2.LKA.JKA
2.LRA.JLA
2.LKF.JKA
2.LRF.JLA

TOP PLATE



mm	Wheel-Ø	Tread width	Load capacity	Overall height	Offset
77 x 67	100	32	80	132	40
77 x 67	125	32	90	158	40
90 x 70	100	32	80	132	40
90 x 70	125	32	90	158	40

Top plate dimensions shown on page 113.

Code-no.

Code-no.

Code-no.

1.LGR.JKA
1.LNR.JLA
1.LG0.JKA
1.LN0.JLA

2.LKR.JKA
2.LRR.JLA
2.LK0.JKA
2.LR0.JLA

5.FFP.JLA

SCREW with washer riveted screw



mm	Wheel-Ø	Tread width	Load capacity	Overall height	Offset
M 10 x 25	100	32	80	135	40
M 10 x 25	125	32	90	161	40
M 12 x 25	100	32	80	135	40
M 12 x 25	125	32	90	161	40

Code-no.

Code-no.

1.LHA.JKA
1.LPA.JLA
1.LHF.JKA
1.LPF.JLA

2.LLA.JKA
2.LSA.JLA
2.LLF.JKA
2.LSF.JLA

PLAIN STEM



mm	Wheel-Ø	Tread width	Load capacity	Overall height	Offset
18 x 62	100	32	80	135	40
18 x 62	125	32	90	161	40

A list of adaptors for round and square tubing appears on page 112.

Code-no.

Code-no.

1.LJA.JKA
1.LQA.JLA

2.LMA.JKA
2.LTA.JLA

EXPANDING ADAPTORS



Castors can be installed into round or square tubing by using our polyamide expanding adaptors. The expanding adaptors are installed on castors with a 10.5 mm bolt hole. Load capacity reduced to 70 daN. To order, please add code number for adaptor size and shape behind the castor code number, as shown in the following table: 1.LNA.JLA.D2N

Diameter mm	Round tube Code-No.	Square tube Code-No.	Max. Torque
18-20	.D2N	.D6N	17 Nm
21-23	.D2P	.D6P	20 Nm
24-27	.D2Q	.D6Q	25 Nm
28-31	.D2R	.D6R	30 Nm