



**HOSPITAL AND
ELECTROMEDICAL
EQUIPMENT**

SHOP FITTING EQUIPMENT

**OFFICE AND HOME
FURNITURE**



SERIES 550



SERIES 551



design award
winner
2000



SERIES 557
(WITH CABLE GUARD)

TWIN WHEEL SWIVEL CASTOR SERIES 550

TWIN WHEEL SWIVEL CASTOR SERIES 551

WITH TOTAL LOCK,
Ø 65 mm WITH WHEEL BRAKE

TWIN WHEEL SWIVEL CASTOR SERIES 552

WITH DIRECTIONAL LOCK,
ONLY WITH WHEEL-Ø 125 mm

TWIN WHEEL SWIVEL CASTOR SERIES 557

WITH DUAL LOCK FUNCTION,



DIRECTIONAL LOCK

NEUTRAL

TOTAL LOCK

ONLY WITH WHEEL-Ø 125 mm and 150 mm

RIGID CASTOR SERIES 554

ONLY WITH WHEEL-Ø 65 mm

Features:

- grey white (RAL 9002) – polyamide housing
see page 54+55
- grey (RAL 7004) – polyamide housing
see page 56–59
- Combined plain-ball bearing swivel
in Ø 65 mm, 75 mm and 100 mm
- Precision ball bearing swivel in Ø 125 mm and 150 mm

Options:

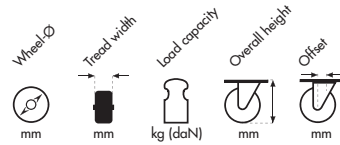
- Further RAL colours available, minimum order quantity
required, please contact STEINCO
- Further fittings available
- Precision ball bearing swivel in Ø 100 mm
- Grey polyamide plain bearing wheels
in Ø 65 mm and 75 mm
- cable guard in Ø 125 mm and 150 mm



BALL BEARING WHEEL

- Non marking grey polyurethane tyred
- Polyamide hub, wheel cover in RAL 9002
- Precision ball bearing
- Screwed axle
- Wheel-Ø 125mm, 150mm


FITTINGS



| | | SERIES 550 | | SERIES 550H | | SERIES 551 | | SERIES 551H | | SERIES 557 | |
|---------------|---|---------------|----------|---------------|----------|-------------------------------|-----------|-------------------------------|-----------|---------------------------------------|-----------|
| | | SWIVEL CASTOR | | SWIVEL CASTOR | | SWIVEL CASTOR WITH TOTAL LOCK | | SWIVEL CASTOR WITH TOTAL LOCK | | SWIVEL CASTOR WITH DUAL LOCK FUNCTION | |
| STEM | | Code-no. | Code-no. | Code-no. | Code-no. | Code-no. | Code-no. | Code-no. | Code-no. | Code-no. | Code-no. |
| | mm | | | | | | | | | | |
| | 18,65 x 25 | 125 | 20 | 110 | 168 | 40 | 3.TPG.DPB | | 4.TQG.DPB | | 4.TRG.DPB |
| | 18,65 x 25 | 150 | 20 | 110 | 190 | 52 | 3.SF5.DQH | | 4.SR5.DQH | | 4.SK5.DQH |
| TOP PLATE | | Code-no. | Code-no. | Code-no. | Code-no. | Code-no. | Code-no. | Code-no. | Code-no. | Code-no. | Code-no. |
| | mm | | | | | | | | | | |
| | 77 x 67 | 125 | 20 | 110 | 170 | 40 | 3.TPW.DPB | | 4.TQW.DPB | | 4.TRW.DPB |
| | 77 x 67 | 150 | 20 | 110 | 192 | 52 | 3.SFA.DQH | | 4.SRA.DQH | | 4.SKA.DQH |
| | Top plate dimensions shown on page 113. | | | | | | | | | | |
| THREADED STEM | | Code-no. | Code-no. | Code-no. | Code-no. | Code-no. | Code-no. | Code-no. | Code-no. | Code-no. | Code-no. |
| | mm | | | | | | | | | | |
| | M 12 x 25 | 125 | 20 | 110 | 164 | 40 | 3.TPL.DPB | | 4.TQL.DPB | | 4.TRL.DPB |
| | M 12 x 25 | 150 | 20 | 110 | 186 | 52 | 3.SEA.DQH | | 4.SQA.DQH | | 4.SJA.DQH |

SERIES 557

THE TWIN WHEEL CASTOR COMBINES TOTAL- AND DIRECTIONAL LOCK BRAKE. THIS NEW CONCEPT ENABLES THE USER TO OPERATE THREE DIFFERENT FUNCTIONS BY ONE BRAKE PEDAL:

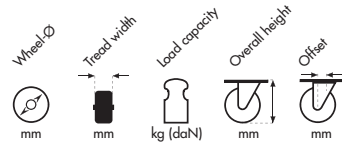




BALL BEARING WHEEL

- **Electrically conductive,** non marking grey polyurethane tyred
- Polyamide hub, wheel cover in RAL 9002
- Precision ball bearing
- Screwed axle
- Wheel-Ø 125 mm, 150 mm

FITTINGS




| | SERIES 550 | SERIES 550H | SERIES 551 | SERIES 551H | SERIES 557 |
|--|-------------------|--------------------|-------------------------------|-------------------------------|----------------------------------|
| | SWIVEL CASTOR | SWIVEL CASTOR | SWIVEL CASTOR WITH TOTAL LOCK | SWIVEL CASTOR WITH TOTAL LOCK | SWIVEL CASTOR WITH DUAL FUNCTION |

STEM



| mm | Wheel-Ø | Tread width | Load capacity | Overall height | Offset | Code-no. | Code-no. | Code-no. | Code-no. | Code-no. |
|------------|---------|-------------|---------------|----------------|--------|-----------|-----------|-----------|-----------|-----------|
| 18,65 x 25 | 125 | 20 | 110 | 168 | 40 | | 3.TPH.DPD | | 4.TQH.DPD | 4.TRH.DPD |
| 18,65 x 25 | 150 | 20 | 110 | 190 | 52 | 3.SF6.DQJ | | 4.SR6.DQJ | | 4.SK6.DQJ |

TOP PLATE



| mm | Wheel-Ø | Tread width | Load capacity | Overall height | Offset | Code-no. | Code-no. | Code-no. | Code-no. | Code-no. |
|---------|---------|-------------|---------------|----------------|--------|-----------|-----------|-----------|-----------|-----------|
| 77 x 67 | 125 | 20 | 110 | 170 | 40 | | 3.TPX.DPD | | 4.TQX.DPD | 4.TRX.DPD |
| 77 x 67 | 150 | 20 | 110 | 192 | 52 | 3.SFB.DQJ | | 4.SRB.DQJ | | 4.SKB.DQJ |

Top plate dimensions shown on page 113


THREADED STEM




| mm | Wheel-Ø | Tread width | Load capacity | Overall height | Offset | Code-no. | Code-no. | Code-no. | Code-no. | Code-no. |
|-----------|---------|-------------|---------------|----------------|--------|-----------|-----------|-----------|-----------|-----------|
| M 12 x 25 | 125 | 20 | 110 | 164 | 40 | | 3.TPM.DPD | | 4.TQM.DPD | 4.TRM.DPD |
| M 12 x 25 | 150 | 20 | 110 | 186 | 52 | 3.SEB.DQJ | | 4.SQB.DQJ | | 4.SJB.DQJ |

The three functions are activated by pushing the brake pedal up or downwards:

Directional lock – the device has to be pushed at longer distance. Lift the brake pedal up (see symbol ...)! 

Total lock – to secure and block the device for safety reasons. Push the brake pedal down (see symbol ...)! 

Neutral – the device is pushed over short distances, e.g. within a room (see symbol ...)! 

We work with quality materials to produce our castors and wheels. They guarantee high durability and excellent manoeuvrability. Housing and wheel hubs are made of polyamide, wheel tyre material is polyurethane.

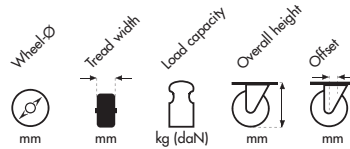
- Top plate and plain stem are the appropriate fittings for Series 557
- It is available in 125 and 150mm
- Standard colour is grey white, RAL 9002
- Electrically-conductive version in RAL 9002 available. The grey conductive polyurethane tyres are non marking. Resistance is 10.000 Ohm



BALL BEARING WHEEL

- Non marking grey polyurethane tread
- Polyamide hub, wheel cover in RAL 7004
- Precision ball bearing
- Screwed axle
- Wheel-Ø 100mm, 125mm

FITTINGS



SERIES 550
SWIVEL CASTOR

SERIES 551
SWIVEL CASTOR
WITH TOTAL LOCK

SERIES 552
SWIVEL CASTOR
WITH
DIRECTIONAL LOCK

THREADED STEM



| mm | Wheel-Ø | Tread width | Load capacity | Overall height | Offset |
|-----------|---------|-------------|---------------|----------------|--------|
| M 10 x 15 | 100 | 20 | 70 | 119 | 31 |
| M 12 x 15 | 100 | 20 | 100 | 121 | 31 |
| M 12 x 25 | 125 | 20 | 110 | 149 | 40 |

Code-no.

Code-no.

Code-no.



3.R0B.DMA
3.R00.DMA
3.TAA.DPA

4.R4B.DMA
4.R40.DMA
4.TEA.DPA

TOP PLATE




| mm | Wheel-Ø | Tread width | Load capacity | Overall height | Offset |
|---------|---------|-------------|---------------|----------------|--------|
| 55 x 55 | 100 | 20 | 100 | 124 | 31 |
| 77 x 67 | 125 | 20 | 110 | 154 | 40 |

Code-no.

Code-no.

Code-no.



3.R1D.DMA
3.TCA.DPA

4.R5D.DMA
4.TGA.DPA

4.TNA.DPA

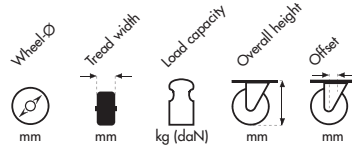
Top plate dimensions shown on page 113.



BALL BEARING WHEEL

- **Electrically conductive**, non marking grey polyurethane tyred
- Polyamide hub, wheel cover in RAL 7004
- Precision ball bearing
- Screwed axle
- Wheel-Ø 125 mm

FITTINGS



SERIES 550
SWIVEL CASTOR

SERIES 551
SWIVEL CASTOR
WITH TOTAL LOCK

SERIES 552
SWIVEL CASTOR
WITH
DIRECTIONAL LOCK

THREADED STEM



| mm | Wheel-Ø | Tread width | Load capacity | Overall height | Offset |
|-----------|---------|-------------|---------------|----------------|--------|
| M 12 x 25 | 125 | 20 | 110 | 149 | 40 |

Code-no.
3.TAC.DPC

Code-no.
4.TEC.DPC

Code-no.



TOP PLATE




| mm | Wheel-Ø | Tread width | Load capacity | Overall height | Offset |
|---------|---------|-------------|---------------|----------------|--------|
| 77 x 67 | 125 | 20 | 110 | 154 | 40 |

Top plate dimensions shown on page 113.

Code-no.
3.TCC.DPC

Code-no.
4.TGC.DPC

Code-no.
4.TNC.DPC

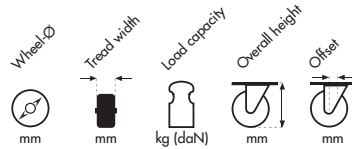




PLAIN BEARING WHEEL

- Non marking, grey polyurethane tyred
- Polyamid hub with wheel cover in RAL 7004
- Riveted axle
- Wheel-Ø 65 mm, 75 mm, 100 mm

FITTINGS




THREADED STEM



| mm | Wheel Ø | Tread width | Load capacity kg (daN) | Overall height | Offset | SERIES 550 SWIVEL CASTOR | SERIES 551 SWIVEL CASTOR WITH WHEEL BRAKE | SERIES 551 SWIVEL CASTOR WITH TOTAL LOCK | SERIES 554 RIGID CASTOR |
|-----------|---------|-------------|---------------------------|----------------|--------|-----------------------------|--|---|----------------------------|
| M 10 x 15 | 65 | 14 | 70 | 79 | 20 | 3.RQL.DGA | 4.RUL.DGA | | |
| M 10 x 15 | 75 | 18 | 70 | 90 | 23 | 3.S1A.DLA | | 4.S5A.DLA | |
| M 10 x 15 | 100 | 20 | 70 | 119 | 31 | 3.R0A.DHA | | 4.R4A.DHA | |
| M 12 x 15 | 65 | 14 | 70 | 81 | 20 | 3.RQS.DGA | 4.RUS.DGA | | |
| M 12 x 15 | 75 | 18 | 70 | 92 | 23 | 3.S1T.DLA | | 4.S5T.DLA | |
| M 12 x 15 | 100 | 20 | 100 | 121 | 31 | 3.R0T.DHA | | 4.R4T.DHA | |

TOP PLATE



| mm | Wheel Ø | Tread width | Load capacity kg (daN) | Overall height | Offset | SERIES 550 Code-no. | SERIES 551 Code-no. | SERIES 551 Code-no. | SERIES 554 Code-no. |
|---------|---------|-------------|---------------------------|----------------|--------|------------------------|------------------------|------------------------|------------------------|
| 55 x 55 | 65 | 14 | 70 | 79 | 20 | 3.RSA.DGA | 4.RWA.DGA | | |
| 55 x 55 | 75 | 18 | 70 | 95 | 23 | 3.S3A.DLA | | 4.S7A.DLA | |
| 55 x 55 | 100 | 20 | 100 | 124 | 31 | 3.R1A.DHA | | 4.R5A.DHA | |
| 90 x 55 | 65 | 14 | 70 | 79 | | | | | 5.RZA.DGA |

Top plate dimensions shown on page 113.

PLAIN STEM AND CIRCLIP



| mm | Wheel Ø | Tread width | Load capacity kg (daN) | Overall height | Offset | SERIES 550 Code-no. | SERIES 551 Code-no. |
|---------|---------|-------------|---------------------------|----------------|--------|------------------------|------------------------|
| 10 x 34 | 65 | 14 | 70 | 78 | 20 | 3.RRA.DGA | 4.RVA.DGA |

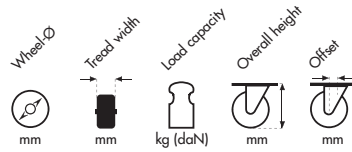
A list of sockets for round and square tubing appears on page 112.



PLAIN BEARING WHEEL

- **Electrically conductive**, non marking, grey polyurethane tyred
- Polyamid hub with wheel cover in RAL 7004
- Riveted axle
- Wheel-Ø 65 mm, 75 mm, 100 mm

FITTINGS



THREADED STEM



| mm | Wheel-Ø | Tread width | Load capacity | Overall height | Offset |
|-----------|---------|-------------|---------------|----------------|--------|
| M 10 x 15 | 65 | 14 | 70 | 79 | 20 |
| M 10 x 15 | 75 | 18 | 70 | 90 | 23 |
| M 10 x 15 | 100 | 20 | 70 | 119 | 31 |
| M 12 x 15 | 65 | 14 | 70 | 81 | 20 |
| M 12 x 15 | 75 | 18 | 70 | 92 | 23 |
| M 12 x 15 | 100 | 20 | 100 | 121 | 31 |

SERIES 550

SWIVEL CASTOR

Code-no.

3.RQN.DGC
3.S1C.DLC
3.ROC.DHC
3.RQU.DGC
3.S1V.DLC
3.R0V.DHC

SERIES 551

SWIVEL CASTOR WITH WHEEL BRAKE

Code-no.

4.RUN.DGC
4.RUU.DGC

SERIES 551

SWIVEL CASTOR WITH TOTAL LOCK

Code-no.

4.S5C.DLC
4.R4C.DHC
4.S5V.DLC
4.R4V.DHC

TOP PLATE



| mm | Wheel-Ø | Tread width | Load capacity | Overall height | Offset |
|---------|---------|-------------|---------------|----------------|--------|
| 55 x 55 | 65 | 14 | 70 | 79 | 20 |
| 55 x 55 | 75 | 18 | 70 | 95 | 23 |
| 55 x 55 | 100 | 20 | 100 | 124 | 31 |

Top plate dimensions shown on page 113.

Code-no.

3.RSC.DGC
3.S3C.DLC
3.R1V.DHC

Code-no.

4.RWC.DGC

Code-no.

4.S7C.DLC
4.R5C.DHC

PLAIN STEM AND CIRCLIP



| mm | Wheel-Ø | Tread width | Load capacity | Overall height | Offset |
|---------|---------|-------------|---------------|----------------|--------|
| 10 x 34 | 65 | 14 | 70 | 78 | 20 |

Please contact us for electrically conductive sockets.

Code-no.

3.RRC.DGC

Code-no.

4.RVC.DGC