












STAINLESS STEEL CASTERS

TP5100 SERIES / CAPACITY TO 300 LBS



- Stainless steel (304) won't rust or corrode under most situations.
- Applications include :
 - Wash-Down carts.
 - Stainless racks.
 - Food service equipment.
 - Hospital equipment.

							 <small>MODEL No</small> SWIVEL	 <small>MODEL No</small> RIGID
							3 (76.2)	1-1/4
Gray Soft Rubber	Nylon	125	TP5130- ** -GSR	TP5130R- ** -GSR				
Hard Rubber	Nylon	150	TP5130- ** -HR	TP5130R- ** -HR				
Light Duty Plastic	Plain	210	TP5130- ** -LDP	TP5130R- ** -LDP				
Heavy Duty Plastic	Plain	250	TP5130- ** -HDP	TP5130R- ** -HDP				
Nylon	Plain	250	TP5130- ** -NYL	TP5130R- ** -NYL				
Polyurethane	Plain	140	TP5130- ** -PLY	TP5130R- ** -PLY				
Mirage Rubber	Plain	155	TP5130- ** -MIR	TP5130R- ** -MIR				
4 (101.6)	1-1/4	Soft Rubber	Nylon	165	5	3-1/2	TP5140- ** -SR	TP5140R- ** -SR
		Hard Rubber	Nylon	255			TP5140- ** -HR	TP5140R- ** -HR
		Light Duty Plastic	Plain	225			TP5140- ** -LDP	TP5140R- ** -LDP
		Heavy Duty Plastic	Plain	300			TP5140- ** -HDP	TP5140R- ** -HDP
		Nylon	Plain	300			TP5140- ** -NYL	TP5140R- ** -NYL
		Polyurethane	Plain	250			TP5140- ** -PLY	TP5140R- ** -PLY
		Mirage Rubber	Plain	250			TP5140- ** -MIR	TP5140R- ** -MIR
5 (127)	1-1/4	Soft Rubber	Nylon	175	6	4	TP5150- ** -SR	TP5150R- ** -SR
		Hard Rubber	Nylon	260			TP5150- ** -HR	TP5150R- ** -HR
		Heavy Duty Plastic	Plain	300			TP5150- ** -HDP	TP5150R- ** -HDP
		Nylon	Plain	300			TP5150- ** -NYL	TP5150R- ** -NYL
		Polyurethane	Plain	250			TP5150- ** -PLY	TP5150R- ** -PLY
		Mirage Rubber	Plain	250			TP5150- ** -MIR	TP5150R- ** -MIR

STAINLESS STEEL CASTERS



FASTENINGS FOR SERIES 5100

TYPE	CODE	SIZE (inch)
Top Plate	01	Overall $2\text{-}\frac{1}{2} \times 3\text{-}\frac{3}{4}$
		Hole Spacing $1\text{-}\frac{3}{4} \times 2\text{-}\frac{7}{8}$ to 3
		Attaching Bolt Size $\frac{5}{16}$
Stainless Steel Threaded Stem	22	available on swivels only $\frac{1}{2}\text{-}13 \times 1\text{-}\frac{1}{2}$
	26	$\frac{5}{8}\text{-}11 \times 1\text{-}\frac{1}{16}$
Steel Threaded Stem	21	available on swivels only $\frac{1}{2}\text{-}13 \times 1$
	22	$\frac{1}{2}\text{-}13 \times 1\text{-}\frac{1}{2}$
	23	$\frac{1}{2}\text{-}13 \times 2$
	24	$\frac{1}{2}\text{-}13 \times 2\text{-}\frac{1}{2}$
	25	$\frac{1}{2}\text{-}13 \times 2\text{-}\frac{3}{4}$

Replace * * in part number with the selected code.

OPTIONS FOR SERIES 5100

CODE	DESCRIPTION
TLB	Top Lock Brake (swivels only)

Add selected code or codes to the end of part number.