

300 to 1200 lb.
capacity 2" wheel
tread width

Heavy Duty Swivel & Rigid Plate Casters with Total-Lock Brake or 4-Position Swivel Lock

STANDARD FEATURES

- **Medium to heavy duty applications.**
- **Double row swivel construction with extra large raceways for long service life.**
- **1/2" dia. nut & bolt grease fitting axle. (Powder coat finish casters have a stainless steel axle without grease zerck.)**
- **Chromed zinc-plated finish for corrosion resistance and appearance.**
- **Heat treat hardened and factory lubricated swivel raceways with swivel grease fitting.**
- **1/4" thick steel top plate and welded leg construction.**
- **3/4" dia. swivel kingpin rivet.**



SERIES 1F83
Rigid Plate
Caster
(1F8306C25000190)



SERIES 1F88
Swivel with
Total-Lock Brake
and optional yellow
zinc chromate finish
(1F8806514007D90)



SERIES 1F88
Swivel Plate
Caster
(1F8806438000190)



SERIES 1F88
Swivel with
4-Position Swivel
Lock and optional
yellow zinc chromate
finish
(1F880662500DD90)

OPTIONS Consult Factory

Side Pinch Type Wheel Brake



- Side mount wheel brake available for all swivel models.
- Standard size foot lever.

Finishes

Yellow Chromate Zinc

- Withstands 100 hrs. salt spray corrosion test.

Powder Coat

- Withstands 750 hrs. salt spray corrosion test.



Grease Seals



Upper and/or Lower Swivel Raceway

(Total-Lock and Four-Position Swivel Lock available only with upper seal).

Thread Guards



Delrin Bearings



NSF Certified Casters Available



SWIVEL WITH TOTAL- LOCK BRAKE

- **Foot-operated lever simultaneously locks wheel and swivel.**
- **Castered equipment held firmly in place.**
- **Upward pressure on lever releases brakes.**

SWIVEL WITH FOUR-POSITION SWIVEL LOCK

- **Caster swivel locks in 90° increments.**
- **Downward pressure on lever engages lock; upward pressure releases lock.**



Wheel Types



Mold-On Rubber
Black soft rubber tread bonded to a cast aluminum core.



Poly II Poly
Black polypropylene tread molded to black polypropylene core.



Mold-On Polyurethane
Red polyurethane tread molded to an aluminum core.



Poly II Rubber
Black thermoplastic rubber tread molded to light gray polypropylene core.

Other Wheel Colors		
Wheel Type	Tread Color	Hub Color
Poly II Urethane	Blue	White
Poly II Rubber	Light Gray	White
Mold-On Polyurethane	Blue	Aluminum



Duratex
Black phenolic resin reinforced with macerated fabric.


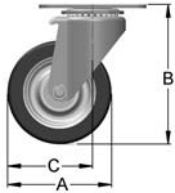


Poly II Urethane
Red polyurethane tread molded to light gray polypropylene core.

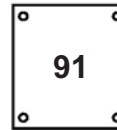


Semi-Steel
Cast iron enriched with steel.

**** Plate Code Number**



90 Top Plate
Overall Size: 4" x 4-5/8"
Hole Spacing: 2-5/8" x 3-5/8" to 3" x 3"
Hole Diameter: 3/8" x 3/4" slots
Bolt Diameter: 3/8"



91 Top Plate
Overall Size: 5" x 5-1/2"
Hole Spacing: 4-1/8" x 4-1/2"
Hole Diameter: 25/64"
Bolt Diameter: 3/8"

SERIES 1F88, 1FA8 SWIVEL AND 1F83 RIGID PLATE CASTERS

A Wheel Dia. (inches)	Approximate Tread Width (inches)	Caster Capacity (pounds)	Wheel Bearing Type	B Height (inches)	C Swivel Radius* (inches)	Approximate Weight (pounds)†	Swivel Caster Part No.	Rigid Caster Part No.	Total-Lock Swivel Part No.	4-Position Lock Swivel Part No.
MOLD-ON RUBBER WHEEL										
4	2	300	Roller	5-5/8	3-7/16	5-3/4	1F88045140001**	1F83045140001**	N/A	N/A
5	2	350	Roller	6-1/2	4-1/8	6-1/4	1F88055140001**	1F83055140001**	1F88055140071**	1F880551400D1**
6	2	410	Roller	7-1/2	4-7/8	6-3/4	1F88065140001**	1F83065140001**	1F88065140071**	1F880651400D1**
8	2	500	Roller	9-1/2	6-1/8	8-1/4	1FA8085140001**	1F83085140001**	1FA8085140071**	1FA80851400D1**
POLY II RUBBER WHEEL										
4	2	300	Roller	5-5/8	3-7/16	5	1F8804C260001**	1F8304C260001**	N/A	N/A
5	2	325	Roller	6-1/2	4-1/8	5-3/4	1F8805C260001**	1F8305C260001**	1F8805C260071**	1F8805C2600D1**
6	2	400	Roller	7-1/2	4-7/8	6-1/4	1F8806C260001**	1F8306C260001**	1F8806C260071**	1F8806C2600D1**
8	2	475	Roller	9-1/2	6-1/8	7-1/2	1FA808C260001**	1F8308C260001**	1FA808C260071**	1FA808C2600D1**
POLY II POLY WHEEL										
4	2	400	Roller	5-5/8	3-7/16	5	1F8804C270001**	1F8304C270001**	N/A	N/A
5	2	650	Roller	6-1/2	4-1/8	5-3/4	1F8805C270001**	1F8305C270001**	1F8805C270071**	1F8805C2700D1**
6	2	700	Roller	7-1/2	4-7/8	6-1/4	1F8806C270001**	1F8306C270001**	1F8806C270071**	1F8806C2700D1**
8	2	900	Roller	9-1/2	6-1/8	6-3/4	1FA808C270001**	1F8308C270001**	1FA808C270071**	1FA808C2700D1**
POLY II URETHANE WHEEL										
4	2	600	Roller	5-5/8	3-7/16	5	1F8804C250001**	1F8304C250001**	N/A	N/A
5	2	750	Roller	6-1/2	4-1/8	5-3/4	1F8805C250001**	1F8305C250001**	1F8805C250071**	1F8805C2500D1**
6	2	900	Roller	7-1/2	4-7/8	6-1/4	1F8806C250001**	1F8306C250001**	1F8806C250071**	1F8806C2500D1**
8	2	900	Roller	9-1/2	6-1/8	7-1/2	1FA808C250001**	1F8308C250001**	1FA808C250071**	1FA808C2500D1**
MOLD-ON POLYURETHANE WHEEL										
4	2	700	Roller	5-5/8	3-7/16	5-3/4	1F88045250001**	1F83045250001**	N/A	N/A
5	2	1050	Roller	6-1/2	4-1/8	7-1/2	1F88055250001**	1F83055250001**	1F88055250071**	1F880552500D1**
6	2	1200	Roller	7-1/2	4-7/8	8	1F88065250001**	1F83065250001**	1F88065250071**	1F880652500D1**
8	2	1200	Roller	9-1/2	6-1/8	8-3/4	1FA8085250001**	1F83085250001**	1FA8085250071**	1FA80852500D1**
DURATEX WHEEL										
3-1/4	2	700	Roller	5-1/4		5-1/4	1F880A4380801**	1F830A4380801**	N/A	N/A
4	2	800	Roller	5-5/8	3-7/16	5-3/4	1F88044380001**	1F83044380001**	N/A	N/A
4 (H)	2	600	Roller	5-5/8	3-7/16	5-3/4	1F88044340001**	1F83044340001**	N/A	N/A
5	2	1000	Roller	6-1/2	4-1/8	6	1F88054380001**	1F83054380001**	1F88054380071**	1F880543800D1**
5 (H)	2	750	Roller	6-1/2	4-1/8	6	1F88054340001**	1F83054340001**	N/A	N/A
6	2	1200	Roller	7-1/2	4-7/8	7	1F88064380001**	1F83064380001**	1F88064380071**	1F880643800D1**
6 (H)	2	900	Roller	7-1/2	4-7/8	7	1F88064340001**	1F83064340001**	N/A	N/A
8	2	1200	Roller	9-1/2	6-1/8	9	1FA8084380001**	1F83084380001**	1FA8084380071**	1FA80843800D1**
SEMI-STEEL WHEEL										
4	2	1000	Roller	5-5/8	3-7/16	9	1F88044110001**	1F83044110001**	N/A	N/A
5	2	1000	Roller	6-1/2	4-1/8	9-1/2	1F88054110001**	1F83054110001**	1F88054110071**	1F880541100D1**
6	2	1200	Roller	7-1/2	4-7/8	10	1F88064110001**	1F83064110001**	1F88064110071**	1F880641100D1**
8	2	1200	Roller	9-1/2	6-1/8	14	1FA8084110001**	1F83084110001**	1FA8084110071**	1FA80841100D1**

* Swivel radius is for standard swivel. (Total Lock Brake and 4-Position Lock Swivel radius is greater.)
 † Weight is standard swivel. (Rigid is lighter, Lock versions are heavier.) - (H) High temperature phenolic
 ** NOTE: For your plate choice, replace ** in part number with plate code number shown in top plate choices.

300 to 1200 lb.
capacity 2" wheel
tread width

Heavy Duty Value Casters

STANDARD FEATURES


- **Heat treat hardened and factory lubricated swivel raceways with an upper raceway zerk grease fitting.**
- **Casters have 1/4" top plate and welded leg construction with a clear zinc chromate finish.**
- **Casters have 1/2" nut and bolt axle with a zerk grease fitting and a roller bearing wheel.**
- **Options: side cam brake, over-the-wheel strap brake, trailing end brake, total-lock brake, field installed bolt-on 4-position swivel lock - 8G000308497**



SERIES 8W88 SWIVEL AND 8W83 RIGID PLATE CASTERS

A	Approximate Tread Width (inches)	Caster Capacity (pounds)	Wheel Bearing Type	B	Height (inches)	C	Swivel Radius (inches)	Approximate Weight (pounds)†	Swivel Caster Part No.	Rigid Caster Part No.
MOLD-ON RUBBER WHEEL										
4	2	300	Roller	5-5/8	3-7/16	5-3/4	8W8804514000190	8W8304514000190		
5	2	350	Roller	6-1/2	4-1/8	6-1/4	8W8805514000190	8W8305514000190		
6	2	410	Roller	7-1/2	4-7/8	6-3/4	8W8806514000190	8W8306514000190		
8	2	500	Roller	9-1/2	6-3/16	8-1/4	8W8808514000190	8W8308514000190		
POLY II RUBBER WHEEL										
4	2	300	Roller	5-5/8	3-7/16	5	8W8804C26000190	8W8304C26000190		
5	2	325	Roller	6-1/2	4-1/8	5-3/4	8W8805C26000190	8W8305C26000190		
6	2	400	Roller	7-1/2	4-7/8	6-1/4	8W8806C26000190	8W8306C26000190		
8	2	475	Roller	9-1/2	6-3/16	7-1/2	8W8808C26000190	8W8308C26000190		
POLY II POLY WHEEL										
4	2	400	Roller	5-5/8	3-7/16	5	8W8804C27000190	8W8304C27000190		
5	2	650	Roller	6-1/2	4-1/8	5-3/4	8W8805C27000190	8W8305C27000190		
6	2	700	Roller	7-1/2	4-7/8	6-1/4	8W8806C27000190	8W8306C27000190		
8	2	900	Roller	9-1/2	6-3/16	6-3/4	8W8808C27000190	8W8308C27000190		
POLY II URETHANE WHEEL										
4	2	600	Roller	5-5/8	3-7/16	5	8W8804C25000190	8W8304C25000190		
5	2	750	Roller	6-1/2	4-1/8	5-3/4	8W8805C25000190	8W8305C25000190		
6	2	900	Roller	7-1/2	4-7/8	6-1/4	8W8806C25000190	8W8306C25000190		
8	2	900	Roller	9-1/2	6-3/16	7-1/2	8W8808C25000190	8W8308C25000190		
MOLD-ON POLYURETHANE WHEEL										
4	2	700	Roller	5-5/8	3-7/16	5-3/4	8W8804525000190	8W8304525000190		
5	2	1050	Roller	6-1/2	4-1/8	7-1/2	8W8805525000190	8W8305525000190		
6	2	1200	Roller	7-1/2	4-7/8	8	8W8806525000190	8W8306525000190		
8	2	1200	Roller	9-1/2	6-3/16	8-3/4	8W8808525000190	8W8308525000190		
DURATEX WHEEL										
4	2	800	Roller	5-5/8	3-7/16	5-3/4	8W8804438000190	8W8304438000190		
5	2	1000	Roller	6-1/2	4-1/8	6	8W8805438000190	8W8305438000190		
6	2	1200	Roller	7-1/2	4-7/8	7	8W8806438000190	8W8306438000190		
8	2	1200	Roller	9-1/2	6-3/16	9	8W8808438000190	8W8308438000190		
SEMI-STEEL WHEEL										
4	2	1000	Roller	5-5/8	3-7/16	9	8W8804411000190	8W8304411000190		
5	2	1000	Roller	6-1/2	4-1/8	9-1/2	8W8805411000190	8W8305411000190		
6	2	1200	Roller	7-1/2	4-7/8	10	8W8806411000190	8W8306411000190		
8	2	1200	Roller	9-1/2	6-3/16	14	8W8808411000190	8W8308411000190		

† Weight is standard swivel. (Rigid is lighter.)



90 Top Plate

Overall Size: 4" x 4-1/2"
 Hole Spacing: 2-5/8" x 3-5/8" slotted to 3" x 3"
 Hole Diameter: 3/8" x 3/4" slots
 Bolt Diameter: 3/8"

