

120 to 280 lb.
capacity
1¼" wheel tread
width

Light-Medium Duty Swivel and Rigid Plate Casters



STANDARD FEATURES

- **Light-medium duty applications.**
- **Double row swivel construction.**
- **5/16" diameter nut and bolt axle.**
- **Zinc-plated finish for corrosion resistance and appearance.**
- **Heat treat hardened and factory lubricated swivel raceways.**



SERIES 2F98
Double Row Swivel Plate Caster
(2F9804B25000100)



SERIES 1F93
Two-Piece Rigid Plate Caster
(1F9304009000100)

OPTIONS Consult Factory

Strap Type Wheel Brake



- Strap type wheel brake available for all swivel models.

Side Pinch Type Wheel Brake



- Side mount pinch type wheel brake available for all swivel models.

Trailing End Wheel Brake



- Positive lock, easy access tread type wheel brake. Field installable brake kits available.

Thread Guards



- Prevents objects from wrapping on wheel axle and obstructing rotation.
- Cannot be used with wheel brake.
- Available for most wheels.

Other



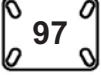
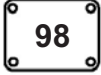

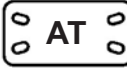
- Nickel-Plated Finish
- One Piece Rigid Casters
- Economical Rivet Axle
- NSF Certified Casters Available



- Rubber "O" Ring Swivel
- Raceway Grease Seal

**** Plate Code Number**

Top Plate Choices

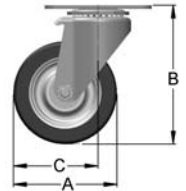
	Overall Size: 2-3/4" x 3-3/4" Hole Spacing: 1-3/4" x 3" Hole Diameter: 11/32" Bolt Diameter: 5/16"
	Overall Size: 2-3/4" x 3-3/4" Hole Spacing: 1-3/4" x 2-5/8" to 3" Hole Diameter: 11/32" x 1/2" slots Bolt Diameter: 5/16"
	Overall Size: 3-1/8" x 4-1/8" Hole Spacing: 1-3/4" x 3" to 2-3/8" x 3-3/8" Hole Diameter: 3/8" x 3/4" slots Bolt Diameter: 5/16"
	Overall Size: 3-1/8" x 4-1/8" Hole Spacing: 2-3/8" x 3-7/16" Hole Diameter: 11/32" Bolt Diameter: 5/16"
	Overall Size: 3-3/4" x 4-5/8" Hole Spacing: 2-5/8" x 3-5/8" to 3" x 3" Hole Diameter: 3/8" x 3/4" slots Bolt Diameter: 5/16"
	Overall Size: 2-1/2" x 5" Hole Spacing: 1-1/16" x 3-15/32" to 1-3/16" x 4" Hole Diameter: 11/32" x 39/64" slots Bolt Diameter: 5/16" AT top plate is available for rigid casters only.

Wheel Types

	Cushionex Supreme Black soft rubber tread molded to black hard rubber core.		Durafoam (Solid) Black molded polypropylene. (2-1/2" wheel is dished type.)
	Poly II Rubber Dark gray thermoplastic rubber tread molded to light gray polypropylene core.		Poly II Urethane Dark blue polyurethane tread molded to light gray polypropylene core.
	Spartan Supreme Black hard rubber tread molded to black hard rubber core.		Duratex Phenolic Black phenolic resin reinforced with macerated fabric.
	Poly II Poly Black polypropylene tread molded to black polypropylene core.		Sintered Metal Powdered iron compacted and sintered.
	Durafoam (Dished) Black molded polypropylene.		

SERIES 2F98 SWIVEL AND 1F93 RIGID PLATE CASTERS

A Wheel Dia. (inches)	Approximate Tread Width (inches)	Caster Capacity (pounds)	Wheel Bearing Type	B Height (inches)	C Swivel Radius (inches)	Approximate Weight (pounds)	Swivel Caster Part No.	Rigid Caster Part No.
CUSHIONEX SUPREME WHEEL								
2-1/2	1-1/8	120	Sintered	3-7/16	2-1/4	1	2F98070040001**	1F93070040001**
3	1-1/4	125	Delrin	3-3/4	2-3/8	1-1/4	2F98030040001**	1F93030040001**
4	1-1/4	165	Delrin	4-11/16	3-3/8	1-1/2	2F98040040001**	1F93040040001**
5	1-1/4	190	Delrin	5-5/8	4-1/8	2-1/4	2F98050040001**	1F93050040001**
POLY II RUBBER WHEEL								
3	1-1/4	210	Delrin	3-3/4	2-3/8	1	2F9803B260001**	1F9303B260001**
3-1/2	1-1/4	250	Delrin	4-7/16	3-1/8	1-1/4	2F9809M260801**	1F9309M260801**
4	1-1/4	275	Delrin	4-11/16	3-3/8	1-1/2	2F9804B260001**	1F9304B260001**
5	1-1/4	280	Delrin	5-5/8	4-1/8	1-3/4	2F9805B260001**	1F9305B260001**
SPARTAN SUPREME WHEEL								
2-1/2	1-1/8	175	Sintered	3-7/16	2-1/4	1	2F98070090001**	1F93070090001**
3	1-1/4	210	Delrin	3-3/4	2-3/8	1-1/4	2F98030090001**	1F93030090001**
4	1-1/4	255	Delrin	4-11/16	3-3/8	1-1/2	2F98040090001**	1F93040090001**
5	1-1/4	280	Delrin	5-5/8	4-1/8	2-1/4	2F98050090001**	1F93050090001**
DURAFOAM WHEEL								
2-1/2	1-1/4	175	Plain	3-7/16	2-1/4	1	2F98071270001**	1F93071270001**
3	1-1/4	210	Plain	3-3/4	2-3/8	1	2F98030270001**	1F93030270001**
4	1-1/4	255	Plain	4-11/16	3-3/8	1-1/4	2F98040270001**	1F93040270001**
5	1-1/4	280	Plain	5-5/8	4-1/8	1-1/2	2F98050270001**	1F93050270001**
POLY II POLY WHEEL								
3	1-1/4	210	Delrin	3-3/4	2-3/8	1	2F9803B270001**	1F9303B270001**
3-1/2	1-1/4	250	Delrin	4-7/16	3-1/8	1-1/4	2F9809M270801**	1F9309M270801**
4	1-3/8	275	Delrin	4-11/16	3-3/8	1-1/2	2F9804B270001**	1F9304B270001**
5	1-3/8	280	Delrin	5-5/8	4-1/8	1-3/4	2F9805B270001**	1F9305B270001**
POLY II URETHANE WHEEL								
3	1-1/4	210	Delrin	3-3/4	2-3/8	1	2F9803B250001**	1F9303B250001**
3-1/2	1-1/4	250	Delrin	4-7/16	3-1/8	1-1/4	2F9809M250801**	1F9309M250801**
4	1-1/4	275	Delrin	4-11/16	3-3/8	1-1/2	2F9804B250001**	1F9304B250001**
5	1-1/4	280	Delrin	5-5/8	4-1/8	1-3/4	2F9805B250001**	1F9305B250001**
DURATEX WHEEL								
3	1-1/4	250	Plain	3-3/4	2-3/8	1-1/2	2F98030380001**	1F93030380001**
SINTERED METAL WHEEL								
2-1/2	1	175	Plain	3-7/16	2-1/4	1-1/2	2F98070110001**	1F93070110001**
3	1-5/32	250	Plain	3-3/4	2-3/8	2-1/4	2F98030110001**	1F93030110001**



** NOTE: For your plate choice, replace ** in part number with plate code number shown in top plate choices.