

2013

# **SERVICE CASTER CORP.**



**1-800-215-8220**

**Your Complete Source For Casters & Wheels**

|       |   |       |   |       |  |
|-------|---|-------|---|-------|--|
| 1     | <b>#01 SERIES</b><br>BALL CASTERS   | 24-25 | <b>#50 SERIES</b><br>HEAVY DUTY DROP FORGED<br>CASTERS<br>CAPACITIES TO 1,600#                      | 48    | <b>WHEELS</b><br>THERMOPLASTIC RUBBER ON<br>POLYOLEFIN CENTER WHEELS<br>POLYURETHANE ON<br>ALUMINUM CENTER WHEELS      |
| 1     | <b>#02 SERIES</b><br>TWIN WHEEL CASTERS   | 26-27 | <b>#55 SERIES</b><br>HEAVY DUTY COLD FORGED<br>CASTERS<br>CAPACITIES TO 1,800#                      | 49    | <b>WHEELS</b><br>PNEUMATIC WHEELS<br>HARD RUBBER/SOFT RUBBER<br>WHEELS   |
| 2     | <b>#03 SERIES</b><br>ELITE HOODED CASTERS   | 28-29 | <b>#60 SERIES</b><br>HEAVY DUTY DROP FORGED<br>CASTERS<br>CAPACITIES TO 2,000#                      | 50    | <b>WHEELS</b><br>HEAVY DUTY DUCTILE WHEELS<br>EXTRA HEAVY DUTY<br>POLYURETHANE ON CAST IRON<br>CORE WHEELS             |
| 3     | <b>#05 SERIES</b><br>SINGLE WHEEL CASTERS   | 30-31 | <b>#90 SERIES</b><br>HEAVY DUTY DROP FORGED<br>CASTERS<br>CAPACITIES TO 3,500#                      | 51    | <b>WHEELS</b><br>HEAVY DUTY CAST IRON WHEELS<br>CORWN TREAD HEAVY DUTY<br>DUCTILE WHEELS                               |
| 4     | <b>#10 SERIES</b><br>GENERAL DUTY CASTERS   | 32-33 | <b>#KP 91 SERIES</b><br>KINGPINLESS CASTERS<br>CAPACITIES TO 6,000#                                 | 52    | <b>WHEELS</b><br>EASY ROLLING HEAVY DUTY<br>POLYURETHANE WHEELS  |
| 5     | <b>#20 SERIES</b><br>LIGHT/MEDIUM DUTY CASTERS<br>CAPACITIES TO 300#                            | 34-35 | <b>#KP 92 SERIES</b><br>KINGPINLESS CASTERS<br>CAPACITIES TO 7,000#                                 | 53    | <b>WHEELS</b><br>GLASS FILLED NYLON WHEELS<br>POLYURETHANE ON GLASS<br>FILLED NYLON WHEELS                             |
| 6     | <b>#TTL 20 SERIES</b><br>LIGHT/MEDIUM TOTALOCK CASTERS  | 36-37 | <b>#KP 93 SERIES</b><br>KINGPINLESS CASTERS<br>CAPACITIES TO 20,000#                                | 54    | <b>WHEELS</b><br>HEAVY DUTY RUBBER MOLD ON<br>CAST IRON CORE WHEELS<br>SOLID POLYURETHANE WHEELS                       |
| 7     | <b>#SS 20 SERIES</b><br>LIGHT/MEDIUM STAINLESS STEEL<br>CASTERS                                 | 38    | <b>#KP 94 SERIES</b><br>KINGPINLESS CASTERS<br>CAPACITIES TO 40,000#                                | 55    | <b>WHEELS</b><br>SOLID CUSHION SEMI<br>PNEUMATIC WHEELS  |
| 8     | <b>#BH 20 SERIES</b><br>LIGHT/MEDIUM DUTY BOLT HOLE<br>CASTERS                                  | 39    | <b>#100 SERIES</b><br>PNEUMATIC CASTERS   | 56    | <b>WHEELS</b><br>GARDEN CAR WHEELS<br>HI-ELASTIC RUBBER ON<br>METAL CORE WHEELS  |
| 9     | <b>#EX 20 SERIES</b><br>LIGHT/MED. DUTY EXPANDING<br>ADAPTER STEM CASTERS                       | 40    | <b>CASTERS</b><br>ECONOMIZER CASTERS<br>SCAFFOLD CASTERS<br>AIRLINE/CONVEYOR CASTERS                | 57    | <b>PARTS</b><br>ROLLER BEARING<br>ZERK AXLE AND LOCKNUT<br>SPANNER BUSHINGS  |
| 10    | <b>#TS 20 SERIES</b><br>LIGHT/MEDIUM DUTY STEM CASTERS<br>CAPACITIES TO 300#                    | 41    | <b>WHEELS</b><br>MOLDON RUBBER WHEELS   | 58    | <b>PARTS</b><br>PRESSFIT RETAINING WASHERS<br>NEOPRENE SEAL WASHER<br>THRUST WASHERS<br>WHEEL BRAKE KITS               |
| 11    | <b>#25 SERIES</b><br>BUSINESS MACHINE CASTERS   | 42    | <b>WHEELS</b><br>MOLDED ON POLYURETHANE<br>WHEELS ON CAST IRON CENTER                               | 59    | <b>PARTS</b><br>4 POSITION SWIVEL LOCKS<br>FLANGED BALL BEARINGS<br>DELTRIN SPANNERS<br>DELTRIN BEARINGS<br>CASTER PAD |
| 12-14 | <b>#30 SERIES</b><br>MEDIUM/HEAVY DUTY CASTERS<br>CAPACITIES TO 1,250#                          | 43    | <b>WHEELS</b><br>SEMI-STEEL WHEELS  | 60    | <b>PARTS</b><br>FLOOR TRUCK LOCKS<br>NOSE ROLLERS  |
| 15-16 | <b>#KP 30 SERIES</b><br>MEDIUM/HEAVY DUTY KINGPINLESS<br>SWIVEL CASTERS<br>CAPACITIES TO 1,200# | 44    | <b>WHEELS</b><br>POLYOLEFIN WHEELS<br>MOLDON RUBBER ON ALUMINUM<br>CENTER WHEELS                    | 61    | <b>HAND TRUCKS</b><br>ALUMINUM ALLOY<br>HAND TRUCKS  |
| 17-18 | <b>#TTL 30 SERIES</b><br>MEDIUM/HEAVY TOTALOCK CASTERS<br>CAPACITIES TO 1,200#                  | 45    | <b>WHEELS</b><br>POLYURETHANE ON POLYOLEFIN<br>CENTER WHEELS<br>LOW PROFILE MOLDON RUBBER<br>WHEELS | 62-64 | <b>MEMO</b>  |
| 19    | <b>#SS 30 SERIES</b><br>MEDIUM/HEAVY DUTY STAINLESS<br>CASTERS                                  | 46    | <b>WHEELS</b><br>PHENOLIC WHEELS  |       |  |
| 20-21 | <b>#35 SERIES</b><br>MEDIUM/HEAVY DUTY COLD FORGED<br>CASTERS<br>CAPACITIES TO 1,500#           | 47    | <b>WHEELS</b><br>HEAVY DUTY DUCTILE V-GROOVE<br>WHEELS<br>CAST IRON V GROOVE WHEELS                 |       |  |
| 22-23 | <b>#KP 35 SERIES</b><br>MEDIUM/HEAVY DUTY KINGPINLESS<br>SWIVEL CASTERS<br>CAPACITIES TO 2,000# |       |   |       |  |

# BALL CASTERS

## STANDARD FEATURES

- DOUBLE BALL BEARING RACEWAYS

## APPLICATIONS

- FURNITURE
- FIXTURES
- MEDICAL EQUIPMENT
- OFFICE EQUIPMENT

## FINISH OPTIONS

- BRIGHT CHROME [BC]
- METALIZED BRASS [MB]
- WINDSOR ANTIQUE [WA]

## STEM OPTIONS

- GR-GRIP RING
- TS-THREADED STEM
- GN-GRIP NECK
- P-PLATE



| Diameter | Wheel Material | Capacity | Load Height | Swivel Number      | Swivel Weight | Bearing Type |
|----------|----------------|----------|-------------|--------------------|---------------|--------------|
| 1-5/8    | SOFT RUBBER    | 70       | 2-3/16      | SCC-01S1.625GN-SRS | 0.25          | SLEEVE       |
| 2        | POLYOLEFIN     | 80       | 2-7/16      | SCC-01S210GN-POS   | 0.30          | SLEEVE       |

# TWIN WHEEL CASTERS

## STANDARD FEATURES

- ALL NYLON CONSTRUCTION; DIE CAST ZINC ALSO AVAILABLE
- STEEL AXLE AND FASTENING
- BRAKE OPTION IS AVAILABLE ON ALL MODELS
- URETHANE TREAD AVAILABLE (PPUS)
- RUBBER TREAD AVAILABLE (TPRS)

## APPLICATIONS

- FURNITURE
- DISPLAY UNITS
- MEDICAL EQUIPMENT
- UTILITY CARTS
- OFFICE EQUIPMENT

## STEM OPTIONS

- GR-GRIP RING
- TS-THREADED STEM
- GN-GRIP NECK
- P-PLATE

## FINISH OPTIONS

- BRIGHT BRASS (BB)
- BRIGHT CHROME (BC)
- WINDSOR ANTIQUE (WA)
- SATIN CHROME (SC)
- FLAT BLACK (FB)



| Diameter | Wheel Material | Capacity | Load Height | Swivel Number    | Swivel Weight | Bearing Type |
|----------|----------------|----------|-------------|------------------|---------------|--------------|
| 30mm     | BLACK NYLON    | 30       | 1-7/16      | SCC-02S30GR-NYS  | 0.12          | PLAIN BORE   |
| 40mm     | BLACK NYLON    | 40       | 2           | SCC-02S40GR-NYS  | 0.20          | PLAIN BORE   |
| 50mm     | BLACK NYLON    | 75       | 2-7/16      | SCC-02S50P-NYS   | 0.24          | PLAIN BORE   |
| 60mm     | BLACK NYLON    | 100      | 2-3/4       | SCC-02S60GR-NYS  | 0.30          | PLAIN BORE   |
| 75mm     | BLACK NYLON    | 170      | 3-3/16      | SCC-02S75GR-NYS  | 0.40          | PLAIN BORE   |
| 100mm    | BLACK NYLON    | 200      | 4-3/16      | SCC-02S100TS-NYS | 0.60          | PLAIN BORE   |
| 125mm    | BLACK NYLON    | 225      | 5-7/16      | SCC-02S125GR-NYS | 0.75          | PLAIN BORE   |

#01 SERIES

#02 SERIES

# ELITE HOODED CASTERS

## ■ STANDARD FEATURES

- DOUBLE BALL BEARING RACEWAYS
- HIGH LUSTER CHROME FINISH
- FULLY HEAT TREATED
- CHROME THREAD GUARDS
- 50-60 SHORE (A) DUROMETER NEOPRENE TREAD WITH PRECISION BEARING

## ■ APPLICATIONS

- MEDICAL EQUIPMENT
- SEATING
- ELECTRONIC EQUIPMENT
- SOFT-NON-MARKING NEOPRENE TREAD FOR HARD WOOD FLOORS
- MAXIMUM FLOOR PROTECTION

## ■ STEM OPTIONS

- GR-GRIP RING
- GN-GRIP NECK
- PS-PLAIN STEM
- BI-BOLT-IN STEM ASSORTMENT (3" DIA. MODELS)

## ■ OPTIONS

- BRAKE AVAILABLE



| Diameter      | Width | Wheel Material | Capacity | Load Height | Swivel Number    | Swivel Weight | Bearing Type      |
|---------------|-------|----------------|----------|-------------|------------------|---------------|-------------------|
| 2             | 15/16 | NEOPRENE       | 75       | 2-3/4       | SCC-03S210BI-NPS | 0.30          | PRECISION BEARING |
| 3             | 15/16 | NEOPRENE       | 110      | 3-7/8       | SCC-03S310PS-NPS | 0.90          | PRECISION BEARING |
| 3 KINGPINLESS | 15/16 | NEOPRENE       | 110      | 3-7/8       | SCC-KP03S310-NPS | 0.90          | PRECISION BEARING |

# SINGLE WHEEL CASTERS

## STANDARD FEATURES

- DOUBLE BALL BEARING RACEWAYS
- ZINC FINISH
- OCTAGON WASHER ON THREADED STEM MODELS
- ALL 05 SERIES CASTERS WITHOUT THREAD GUARDS ARE NSF APPROVED

## APPLICATIONS

- FURNITURE
- FIXTURES
- CARTS
- INSTITUTIONAL EQUIPMENT
- MEDICAL EQUIPMENT

## FINISH OPTIONS

- BLACK OXIDE (BO)
- COPPER OXIDE (CO)
- POLISHED NICKEL (PN)

## EXPANDING ADAPTER STEMS & SPECIFY FASTENINGS

- CONSULT FACTORY FOR PART NUMBERS AND PRICING

## BRAKE OPTIONS

- AVAILABLE ON 2", 2-1/2" AND 3" MODELS ONLY. INSERT [-B] AT THE END OF PART NUMBER

## STEM OPTIONS

- GR-GRIP RING
- TS-THREADED STEM
- GN-GRIP NECK
- P-PLATE



| Diameter | Width | Wheel Material | Capacity | Load Height | Swivel Number    | Swivel Weight | Bearing Type |
|----------|-------|----------------|----------|-------------|------------------|---------------|--------------|
| 1-5/8    | 11/16 | POLYOLEFIN     | 80       | 2-5/16      | SCC-05S1.625-POS | 0.25          | SLEEVE       |
|          |       | SOFT RUBBER    | 75       |             | SCC-05S1.625-SRS | 0.25          | SLEEVE       |
| 2        | 13/16 | POLYOLEFIN     | 95       | 2-5/8       | SCC-05S210-POS   | 0.30          | SLEEVE       |
|          |       | SOFT RUBBER    | 85       |             | SCC-05S210-SRS   | 0.30          | SLEEVE       |
|          |       | HARD RUBBER    | 95       |             | SCC-05S210-HRS   | 0.30          | SLEEVE       |
|          |       | TPR            | 85       |             | SCC-05S210-TPRS  | 0.30          | SLEEVE       |
|          |       | POLYURETHANE   | 95       |             | SCC-05S210-PPUS  | 0.30          | SLEEVE       |
| 2-1/2    | 13/16 | POLYOLEFIN     | 100      | 3-1/8       | SCC-05S2510-POS  | 0.60          | SLEEVE       |
|          |       | SOFT RUBBER    | 85       |             | SCC-05S2510-SRS  | 0.60          | SLEEVE       |
|          |       | HARD RUBBER    | 100      |             | SCC-05S2510-HRS  | 0.60          | SLEEVE       |
|          |       | TPR            | 85       |             | SCC-05S2510-TPRS | 0.60          | SLEEVE       |
| 3        | 13/16 | POLYURETHANE   | 100      | 3-1/2       | SCC-05S2510-PPUS | 0.60          | SLEEVE       |
|          |       | POLYOLEFIN     | 125      |             | SCC-05S310-POS   | 1.20          | SLEEVE       |
|          |       | SOFT RUBBER    | 115      |             | SCC-05S310-SRS   | 1.20          | SLEEVE       |
|          |       | HARD RUBBER    | 125      |             | SCC-05S310-HRS   | 1.20          | SLEEVE       |
|          |       | TPR            | 115      |             | SCC-05S310-TPRS  | 1.20          | SLEEVE       |
| 4        | 15/16 | POLYURETHANE   | 125      | 4-3/4       | SCC-05S310-PPUS  | 1.20          | SLEEVE       |
|          |       | POLYOLEFIN     | 155      |             | SCC-05S410-POS   | 2.10          | SLEEVE       |
|          |       | SOFT RUBBER    | 130      |             | SCC-05S410-SRS   | 2.10          | SLEEVE       |
|          |       | HARD RUBBER    | 155      |             | SCC-05S410-HRS   | 2.10          | SLEEVE       |
|          |       | TPR            | 130      |             | SCC-05S410-TPRS  | 2.10          | SLEEVE       |
| 5        | 15/16 | POLYURETHANE   | 155      | 5-3/4       | SCC-05S410-PPUS  | 2.10          | SLEEVE       |
|          |       | POLYOLEFIN     | 155      |             | SCC-05S510-POS   | 3.20          | SLEEVE       |
|          |       | SOFT RUBBER    | 130      |             | SCC-05S510-SRS   | 3.20          | SLEEVE       |
|          |       | HARD RUBBER    | 155      |             | SCC-05S510-HRS   | 3.20          | SLEEVE       |
|          |       | TPR            | 130      |             | SCC-05S510-TPRS  | 3.20          | SLEEVE       |
|          |       | POLYURETHANE   | 155      |             | SCC-05S510-PPUS  | 3.20          | SLEEVE       |

#05 SERIES

# GENERAL DUTY CASTERS

## ■ STANDARD FEATURES

- DEEPLY EMBOSSED SINGLE BALL RACEWAY
- ZINC PLATED
- PRECISION KING PIN FOR THRUST ABSORPTION
- ALL #10 SERIES CASTERS PLAIN BORE OR STEEL SLEEVE BEARING

## ■ APPLICATIONS

- DOLLIES
- PARTS BINS
- PORTABLE STORAGE RACKS
- LIGHTER GENERAL DUTY USE
- LAUNDRY CARTS
- BAKERY RACKS
- FOOD SERVICE OPERATIONS
- ROLLING TOOL BOXES





## ■ OPTIONS

- SIDE LOCK BRAKE (SWIVELS ONLY)

## ■ BEARING OPTIONS

- D-DELTRIN
- B-BALL BEARING
- S-SLEEVE OR PLAIN BEARING



| SIZE  | SWIVEL  |   | RIGID   |   |
|-------|---|---|---|---|
|       |  |  |  |  |
| 2     | 1-7/8x2-9/16  | 15/16x2-1/8   | 1-1/2x2-21/32   | 15/16x2-1/8   |
| 2-1/2 | 2-3/4x3-7/8   | 1-3/4x3   | 2-1/4x4-7/16  | 1-1/16x3-1/2  |
| 3     | 3-1/8x4-1/8   | 2-3/8x3-3/8   | 2-1/4x5-1/8   | 1-3/16x4  |
| 4     | 4x5   | 3x4   | 3-1/4x6-1/4   | 1-3/4x5   |

| Diameter | Width  | Wheel Material     | Capacity | Load Height | Swivel Number   | Swivel Weight | Rigid Number    | Rigid Weight | Bearing Type |
|----------|--------|--------------------|----------|-------------|-----------------|---------------|-----------------|--------------|--------------|
| 2        | 15/16  | SOFT RUBBER        | 90       | 2-7/16      | SCC-10S210-SRS  | 0.45          | SCC-10R210-SRS  | 0.33         | PLAIN BORE   |
|          |        | HARD RUBBER        | 125      |             | SCC-10S210-HRS  | 0.45          | SCC-10R210-HRS  | 0.33         | PLAIN BORE   |
|          |        | SINTERED IRON      | 125      |             | SCC-10S210-SIS  | 0.50          | SCC-10R210-SIS  | 0.40         | PLAIN BORE   |
|          |        | POLYOLEFIN         | 90       |             | SCC-10S210-POS  | 0.45          | SCC-10R210-POS  | 0.33         | PLAIN BORE   |
| 2-1/2    | 1-1/16 | SOFT RUBBER        | 100      | 3-1/4       | SCC-10S2510-SRS | 1.00          | SCC-10R2510-SRS | 0.73         | PLAIN BORE   |
|          |        | HARD RUBBER        | 175      |             | SCC-10S2510-HRS | 1.00          | SCC-10R2510-HRS | 0.73         | PLAIN BORE   |
|          |        | SINTERED IRON      | 200      |             | SCC-10S2510-SIS | 1.15          | SCC-10R2510-SIS | 0.98         | PLAIN BORE   |
|          |        | POLYOLEFIN         | 175      |             | SCC-10S2510-POS | 0.90          | SCC-10R2510-POS | 0.63         | PLAIN BORE   |
| 3        | 1-1/4  | SOFT RUBBER        | 150      | 3-5/8       | SCC-10S314-SRS  | 1.98          | SCC-10R314-SRS  | 1.98         | STEEL SLEEVE |
|          |        | HARD RUBBER        | 275      |             | SCC-10S314-HRS  | 1.98          | SCC-10R314-HRS  | 1.98         | STEEL SLEEVE |
|          |        | POLYOLEFIN         | 275      |             | SCC-10S314-POS  | 1.54          | SCC-10R314-POS  | 1.54         | PLAIN BORE   |
|          |        | SOLID POLYURETHANE | 250      |             | SCC-10S314-SPUS | 1.98          | SCC-10R314-SPUS | 1.98         | STEEL SLEEVE |
|          |        | SEMI STEEL         | 275      |             | SCC-10S314-SSS  | 2.20          | SCC-10R314-SSS  | 2.20         | PLAIN BORE   |
|          |        | PHENOLIC           | 275      |             | SCC-10S314-PHS  | 2.00          | SCC-10R314-PHS  | 1.90         | PLAIN BORE   |
|          |        | SINTERED IRON      | 250      |             | SCC-10S314-SIS  | 2.20          | SCC-10R314-SIS  | 2.20         | PLAIN BORE   |
|          |        |                    |          |             |                 |               |                 |              |              |
| 4        | 1-1/4  | SOFT RUBBER        | 200      | 5           | SCC-10S414-SRS  | 3.08          | SCC-10R414-SRS  | 3.08         | STEEL SLEEVE |
|          |        | HARD RUBBER        | 300      |             | SCC-10S414-HRS  | 3.08          | SCC-10R414-HRS  | 3.08         | STEEL SLEEVE |
|          |        | SEMI STEEL         | 400      |             | SCC-10S414-SSS  | 4.40          | SCC-10R414-SSS  | 4.40         | PLAIN BORE   |

# LIGHT/MEDIUM DUTY CASTERS

CAPACITIES TO 300#

## STANDARD FEATURES

- FULLY HEAT TREATED DOUBLE BALL BEARING RACEWAY FOR LONG WEAR AND ADDED STRENGTH
- BRIGHT ZINC PLATED
- 1/2" PRECISION KING PIN
- 3/8" DIAMETER AXLE WITH LOCK NUT
- ECONOMICAL AND HIGHLY VERSATILE CASTER SERIES
- WIDE SELECTION OF WHEELS FOR A WIDE SELECTION OF APPLICATIONS

## APPLICATIONS

- LIGHT TO MEDIUM DUTY MATERIAL HANDLING
- BAKERY EQUIPMENT
- STOCKING CARTS
- MOVING DOLLIES
- FOOD SERVICE OPERATIONS
- EQUIPMENT MAINTENANCE CARTS
- OFFICE EQUIPMENT
- COMPUTER ROOM EQUIPMENT
- LABORATORY EQUIPMENT
- INSTITUTIONAL EQUIPMENT
- TOP LOCK BRAKE(SWIVELS ONLY)
- DUST COVER

## BEARING OPTIONS

- R-ROLLER BEARING
- S-SLEEVE OR PLAIN BEARING
- D-DELTRIN
- P-PRECISION
- B-BALL BEARING



OPTIONAL TOP PLATE DIMENSIONS AND BOLT HOLE PATTERN

| Diagram 1   | Diagram 2                    |
|-------------|------------------------------|
| 2-1/2x3-5/8 | 1-3/4x2-7/8 TO 3             |
| 3-1/8x4-1/8 | 1-3/4x2-15/16 TO 2-3/8x3-3/8 |
| 4x4-1/2     | 2-5/8x3-5/8 TO 3x3           |

## BRAKE OPTIONS

- SLB-SIDE LOCK BRAKE
- TTL-TOTAL LOCK BRAKE
- TLB-TOP LOCK BRAKE
- PLB-POSI LOCK BRAKE

| Diameter    | Width | Wheel Material       | Capacity | Load Height      | Swivel Number     | Swivel Weight    | Rigid Number      | Rigid Weight         | Bearing Type         |
|-------------|-------|----------------------|----------|------------------|-------------------|------------------|-------------------|----------------------|----------------------|
| 3           | 1-1/4 | SOFT RUBBER          | 175      | 4-1/8            | SCC-20S314-SRS    | 1.60             | SCC-20R314-SRS    | 1.54                 | STEEL SLEEVE         |
|             |       | HARD RUBBER          | 275      |                  | SCC-20S314-HRS    | 1.60             | SCC-20R314-HRS    | 1.54                 | STEEL SLEEVE         |
|             |       | SOFT RUBBER          | 200      |                  | SCC-20S314-SRBB   | 1.70             | SCC-20R314-SRBB   | 1.70                 | BALL BEARING         |
|             |       | HARD RUBBER          | 200      |                  | SCC-20S314-HRBB   | 1.70             | SCC-20R314-HRBB   | 1.70                 | BALL BEARING         |
|             |       | SOLID POLYURETHANE   | 200      |                  | SCC-20S314-SPUS   | 1.60             | SCC-20R314-SPUS   | 1.54                 | STEEL SLEEVE         |
|             |       | SEMI STEEL           | 200      |                  | SCC-20S314-SSS    | 1.60             | SCC-20R314-SSS    | 1.54                 | PLAIN BORE           |
|             |       | POLYOLEFIN           | 175      |                  | SCC-20S314-POS    | 1.50             | SCC-20R314-POS    | 1.30                 | PLAIN BORE           |
| 3-1/2       | 1-1/4 | PHENOLIC             | 200      | SCC-20S314-PHS   | 1.60              | SCC-20R314-PHS   | 1.54              | STEEL SLEEVE         |                      |
|             |       | SOFT RUBBER          | 200      | SCC-20S3514-SRS  | 2.00              | SCC-20R3514-SRS  | 1.90              | STEEL SLEEVE         |                      |
|             |       | HARD RUBBER          | 285      | SCC-20S3514-HRS  | 2.00              | SCC-20R3514-HRS  | 1.90              | STEEL SLEEVE         |                      |
|             |       | SOLID POLYURETHANE   | 250      | SCC-20S3514-SPUS | 1.76              | SCC-20R3514-SPUS | 1.54              | STEEL SLEEVE         |                      |
|             |       | RUBBER ON ALUMINUM   | 250      | SCC-20S3514-RAA  | 1.76              | SCC-20R3514-RAA  | 1.54              | ANNULAR BALL BEARING |                      |
|             |       | RUBBER ON POLYOLEFIN | 170      | SCC-20S3514-TPRB | 1.76              | SCC-20R3514-TPRB | 1.54              | BALL BEARING         |                      |
|             |       | POLY U/POLYOLEFIN    | 250      | SCC-20S3514-PPUB | 1.76              | SCC-20R3514-PPUB | 1.54              | BALL BEARING         |                      |
| 4           | 1-1/4 | SOFT RUBBER          | 200      | 5-1/8            | SCC-20S414-SRS    | 1.98             | SCC-20R414-SRS    | 1.76                 | STEEL SLEEVE         |
|             |       | HARD RUBBER          | 300      |                  | SCC-20S414-HRS    | 1.98             | SCC-20R414-HRS    | 1.76                 | STEEL SLEEVE         |
|             |       | SOFT RUBBER          | 250      |                  | SCC-20S414-SRBB   | 2.20             | SCC-20R414-SRBB   | 1.90                 | BALL BEARING         |
|             |       | HARD RUBBER          | 300      |                  | SCC-20S414-HRBB   | 2.20             | SCC-20R414-HRBB   | 1.90                 | BALL BEARING         |
|             |       | RUBBER ON ALUMINUM   | 250      |                  | SCC-20S414-RAA    | 1.98             | SCC-20R414-RAA    | 1.76                 | ANNULAR BALL BEARING |
|             |       | RUBBER ON POLYOLEFIN | 190      |                  | SCC-20S414-TPRB   | 1.98             | SCC-20R414-TPRB   | 1.76                 | BALL BEARING         |
|             |       | POLY U/POLYOLEFIN    | 300      |                  | SCC-20S414-PPUB   | 1.98             | SCC-20R414-PPUB   | 1.76                 | BALL BEARING         |
|             |       | SOLID POLYURETHANE   | 300      |                  | SCC-20S414-SPUS   | 1.98             | SCC-20R414-SPUS   | 1.76                 | STEEL SLEEVE         |
|             |       | SEMI STEEL           | 300      |                  | SCC-20S414-SSS    | 2.42             | SCC-20R414-SSS    | 2.20                 | PLAIN BORE           |
|             |       | POLYOLEFIN           | 300      |                  | SCC-20S414-POS    | 1.32             | SCC-20R414-POS    | 1.10                 | PLAIN BORE           |
|             |       | HIGH TEMP PHENOLIC   | 300      |                  | SCC-20S414-PHS-HT | 1.32             | SCC-20R414-PHS-HT | 1.10                 | STEEL SLEEVE         |
|             |       | PHENOLIC             | 300      |                  | SCC-20S414-PHS    | 1.32             | SCC-20R414-PHS    | 1.10                 | STEEL SLEEVE         |
| SOFT RUBBER | 250   | SCC-20S514-SRS       | 2.20     | SCC-20R514-SRS   | 1.98              | STEEL SLEEVE     |                   |                      |                      |
| 5           | 1-1/4 | HARD RUBBER          | 300      | 6-1/8            | SCC-20S514-HRS    | 2.20             | SCC-20R514-HRS    | 1.98                 | STEEL SLEEVE         |
|             |       | SOFT RUBBER          | 275      |                  | SCC-20S514-SRBB   | 2.35             | SCC-20R514-SRBB   | 2.05                 | BALL BEARING         |
|             |       | HARD RUBBER          | 300      |                  | SCC-20S514-HRBB   | 2.35             | SCC-20R514-HRBB   | 2.05                 | BALL BEARING         |
|             |       | RUBBER ON ALUMINUM   | 275      |                  | SCC-20S514-RAA    | 2.50             | SCC-20R514-RAA    | 2.20                 | ANNULAR BALL BEARING |
|             |       | RUBBER ON POLYOLEFIN | 200      |                  | SCC-20S514-TPRB   | 1.98             | SCC-20R514-TPRB   | 1.76                 | BALL BEARING         |
|             |       | POLY U/POLYOLEFIN    | 300      |                  | SCC-20S514-PPUB   | 1.98             | SCC-20R514-PPUB   | 1.76                 | BALL BEARING         |
|             |       | SOLID POLYURETHANE   | 300      |                  | SCC-20S514-SPUS   | 2.20             | SCC-20R514-SPUS   | 1.98                 | STEEL SLEEVE         |
|             |       | SEMI STEEL           | 300      |                  | SCC-20S514-SSS    | 3.08             | SCC-20R514-SSS    | 2.86                 | PLAIN BORE           |
|             |       | POLYOLEFIN           | 300      |                  | SCC-20S514-POS    | 1.76             | SCC-20R514-POS    | 1.54                 | PLAIN BORE           |
| PHENOLIC    | 300   | SCC-20S514-PHS       | 1.98     | SCC-20R514-PHS   | 1.76              | STEEL SLEEVE     |                   |                      |                      |

#20 SERIES

# LIGHT/MEDIUM TOTALOCK CASTERS

## STANDARD FEATURES

- TOTALOCK SIMULTANEOUSLY LOCKS THE SWIVEL AND WHEEL MAKING THE UNIT STATIONARY
- FULLY HEAT TREATED DOUBLE BALL BEARING RACEWAY FOR LONG WEAR AND ADDED STRENGTH

## APPLICATIONS


- LIGHT TO MEDIUM DUTY MATERIAL HANDLING
- BAKERY EQUIPMENT
- STOCKING CARTS
- MOVING DOLLIES
- FOOD SERVICE OPERATIONS
- EQUIPMENT MAINTENANCE CARTS
- OFFICE EQUIPMENT
- COMPUTER ROOM EQUIPMENT
- LABORATORY EQUIPMENT
- INSTITUTIONAL EQUIPMENT

## BEARING OPTIONS

- S-SLEEVE OR PLAIN BEARING
- R-ROLLER BEARING
- B-BALL BEARING
- P-PRECISION
- D-DELTRIN



## PLATE DIMENSIONS AND BOLT HOLE PATTERN



| Stem Options           | Dimension                        |
|------------------------|----------------------------------|
| TS: THREADED STEM      | 1/2-13 x 1-1/2<br>3/8-16 x 1-1/2 |
| GR: GRIP RING          | 3/8x1-3/8 & 7/16x1-3/8           |
| OC: OCTAGON STEM       | 3/4 & 7/8                        |
| AVAILABLE UPON REQUEST | SPECIFY YOUR SIZE                |

| Diameter | Width | Wheel Material       | Capacity | Load Height | Swivel Number        | Swivel Weight | Bearing Type         |
|----------|-------|----------------------|----------|-------------|----------------------|---------------|----------------------|
| 3        | 1-1/4 | SOFT RUBBER          | 175      | 4-1/8       | SCC-TTL20S314-SRS    | 1.65          | STEEL SLEEVE         |
|          |       | HARD RUBBER          | 275      |             | SCC-TTL20S314-HRS    | 1.65          | STEEL SLEEVE         |
|          |       | SOFT RUBBER          | 200      |             | SCC-TTL20S314-SRBB   | 1.75          | BALL BEARING         |
|          |       | HARD RUBBER          | 200      |             | SCC-TTL20S314-HRBB   | 1.75          | BALL BEARING         |
|          |       | SOLID POLYURETHANE   | 200      |             | SCC-TTL20S314-SPUS   | 1.65          | STEEL SLEEVE         |
|          |       | SEMI STEEL           | 200      |             | SCC-TTL20S314-SSS    | 1.65          | PLAIN BORE           |
|          |       | POLYOLEFIN           | 175      |             | SCC-TTL20S314-POS    | 1.55          | PLAIN BORE           |
|          |       | PHENOLIC             | 200      |             | SCC-TTL20S314-PHS    | 1.65          | STEEL SLEEVE         |
| 3-1/2    | 1-1/4 | SOFT RUBBER          | 200      | 4-5/8       | SCC-TTL20S3514-SRS   | 2.00          | STEEL SLEEVE         |
|          |       | HARD RUBBER          | 285      |             | SCC-TTL20S3514-HRS   | 2.00          | STEEL SLEEVE         |
|          |       | SOLID POLYURETHANE   | 250      |             | SCC-TTL20S3514-SPUS  | 1.76          | STEEL SLEEVE         |
|          |       | RUBBER ON ALUMINUM   | 250      |             | SCC-TTL20S3514-RAA   | 1.76          | ANNULAR BALL BEARING |
|          |       | RUBBER ON POLYOLEFIN | 170      |             | SCC-TTL20S3514-TPRB  | 1.76          | BALL BEARING         |
|          |       | POLY U/POLYOLEFIN    | 250      |             | SCC-TTL20S3514-PPUB  | 1.76          | BALL BEARING         |
| 4        | 1-1/4 | SOFT RUBBER          | 200      | 5-1/8       | SCC-TTL20S414-SRS    | 1.98          | STEEL SLEEVE         |
|          |       | HARD RUBBER          | 300      |             | SCC-TTL20S414-HRS    | 1.98          | STEEL SLEEVE         |
|          |       | SOFT RUBBER          | 250      |             | SCC-TTL20S414-SRBB   | 2.20          | BALL BEARING         |
|          |       | HARD RUBBER          | 300      |             | SCC-TTL20S414-HRBB   | 2.20          | BALL BEARING         |
|          |       | RUBBER ON ALUMINUM   | 250      |             | SCC-TTL20S414-RAA    | 1.98          | ANNULAR BALL BEARING |
|          |       | RUBBER ON POLYOLEFIN | 190      |             | SCC-TTL20S414-TPRB   | 1.98          | BALL BEARING         |
|          |       | POLY U/POLYOLEFIN    | 300      |             | SCC-TTL20S414-PPUB   | 1.98          | BALL BEARING         |
|          |       | SOLID POLYURETHANE   | 300      |             | SCC-TTL20S414-SPUS   | 1.98          | STEEL SLEEVE         |
|          |       | SEMI STEEL           | 300      |             | SCC-TTL20S414-SSS    | 2.42          | PLAIN BORE           |
|          |       | POLYOLEFIN           | 300      |             | SCC-TTL20S414-POS    | 1.32          | PLAIN BORE           |
|          |       | HIGH TEMP PHENOLIC   | 300      |             | SCC-TTL20S414-PHS-HT | 1.32          | STEEL SLEEVE         |
|          |       | PHENOLIC             | 300      |             | SCC-TTL20S414-PHS    | 1.32          | STEEL SLEEVE         |
| 5        | 1-1/4 | SOFT RUBBER          | 250      | 6-1/8       | SCC-TTL20S514-SRS    | 2.20          | STEEL SLEEVE         |
|          |       | HARD RUBBER          | 300      |             | SCC-TTL20S514-HRS    | 2.20          | STEEL SLEEVE         |
|          |       | SOFT RUBBER          | 275      |             | SCC-TTL20S514-SRBB   | 2.35          | BALL BEARING         |
|          |       | HARD RUBBER          | 300      |             | SCC-TTL20S514-HRBB   | 2.35          | BALL BEARING         |
|          |       | RUBBER ON ALUMINUM   | 275      |             | SCC-TTL20S514-RAA    | 2.50          | ANNULAR BALL BEARING |
|          |       | RUBBER ON POLYOLEFIN | 200      |             | SCC-TTL20S514-TPRB   | 1.98          | BALL BEARING         |
|          |       | POLY U/POLYOLEFIN    | 300      |             | SCC-TTL20S514-PPUB   | 1.98          | BALL BEARING         |
|          |       | SOLID POLYURETHANE   | 300      |             | SCC-TTL20S514-SPUS   | 2.20          | STEEL SLEEVE         |
|          |       | SEMI STEEL           | 300      |             | SCC-TTL20S514-SSS    | 3.08          | PLAIN BORE           |
|          |       | POLYOLEFIN           | 300      |             | SCC-TTL20S514-POS    | 1.76          | PLAIN BORE           |
|          |       | PHENOLIC             | 300      |             | SCC-TTL20S514-PHS    | 1.98          | STEEL SLEEVE         |

#TTL 20 SERIES



# LIGHT/MEDIUM STAINLESS STEEL CASTERS

## STANDARD FEATURES

- #304 STAINLESS STEEL CONSTRUCTION THROUGHOUT
- 100% WASHABLE
- 1/2" STAINLESS PRECISION KINGPIN
- 3/8" STAINLESS AXLE AND LOCK NUT
- DOUBLE STAINLESS STEEL BALL BEARING RACEWAY

## APPLICATIONS

- WASHDOWN ENVIRONMENTS
- FOOD SERVICE CARTS AND FOOD PROCESSING
- HOSPITAL AND PHARMACEUTICAL CARTS
- LABORATORY EQUIPMENT

## BEARING OPTIONS

- S-SLEEVE OR PLAIN BEARING
- R-ROLLER BEARING
- B-BALLBEARING
- P-PRECISION
- D-DELRLN

## BRAKE OPTIONS

- TLB-TOP LOCK BRAKE
- SLB-SIDE LOCK BRAKE
- TTL-TOTAL LOCK BRAKE
- PLB-POSI LOCK BRAKE



## PLATE DIMENSIONS AND BOLT HOLE PATTERN



| Stem Options           | Dimension                        |
|------------------------|----------------------------------|
| TS: THREADED STEM      | 1/2-13 x 1-1/2<br>3/8-16 x 1-1/2 |
| GR: GRIP RING          | 3/8x1-3/8 & 7/16x1-3/8           |
| OC: OCTAGON STEM       | 3/4 & 7/8                        |
| AVAILABLE UPON REQUEST | SPECIFY YOUR SIZE                |

| Dia-meter | Width | Wheel Material       | Capacity | Load Height        | Swivel Number       | Swivel Weight      | Rigid Number        | Rigid Weight         | Bearing Type         |
|-----------|-------|----------------------|----------|--------------------|---------------------|--------------------|---------------------|----------------------|----------------------|
| 3         | 1-1/4 | SOFT RUBBER          | 175      | 4-1/8              | SCC-SS20S314-SRS    | 1.65               | SCC-SS20R314-SRS    | 1.54                 | STEEL SLEEVE         |
|           |       | HARD RUBBER          | 275      |                    | SCC-SS20S314-HRS    | 1.65               | SCC-SS20R314-HRS    | 1.54                 | STEEL SLEEVE         |
|           |       | SOFT RUBBER          | 200      |                    | SCC-SS20S314-SRBB   | 1.75               | SCC-SS20R314-SRBB   | 1.70                 | BALL BEARING         |
|           |       | HARD RUBBER          | 200      |                    | SCC-SS20S314-HRBB   | 1.75               | SCC-SS20R314-HRBB   | 1.70                 | BALL BEARING         |
|           |       | SOLID POLYURETHANE   | 200      |                    | SCC-SS20S314-SPUS   | 1.65               | SCC-SS20R314-SPUS   | 1.54                 | STEEL SLEEVE         |
|           |       | SEMI STEEL           | 200      |                    | SCC-SS20S314-SSS    | 1.65               | SCC-SS20R314-SSS    | 1.98                 | PLAIN BORE           |
|           |       | POLYOLEFIN           | 175      |                    | SCC-SS20S314-POS    | 1.55               | SCC-SS20R314-POS    | 1.10                 | PLAIN BORE           |
| 3-1/2     | 1-1/4 | PHENOLIC             | 200      | SCC-SS20S314-PHS   | 1.65                | SCC-SS20R314-PHS   | 1.75                | STEEL SLEEVE         |                      |
|           |       | SOFT RUBBER          | 200      | SCC-SS20S3514-SRS  | 2.00                | SCC-SS20R3514-SRS  | 1.90                | STEEL SLEEVE         |                      |
|           |       | HARD RUBBER          | 285      | SCC-SS20S3514-HRS  | 2.00                | SCC-SS20R3514-HRS  | 1.90                | STEEL SLEEVE         |                      |
|           |       | SOLID POLYURETHANE   | 250      | SCC-SS20S3514-SPUS | 1.76                | SCC-SS20R3514-SPUS | 1.54                | STEEL SLEEVE         |                      |
|           |       | RUBBER ON ALUMINUM   | 250      | SCC-SS20S3514-RAA  | 1.76                | SCC-SS20R3514-RAA  | 1.54                | ANNULAR BALL BEARING |                      |
|           |       | RUBBER ON POLYOLEFIN | 170      | SCC-SS20S3514-TPRB | 1.76                | SCC-SS20R3514-TPRB | 1.54                | BALL BEARING         |                      |
|           |       | POLY U/POLYOLEFIN    | 250      | SCC-SS20S3514-PPUB | 1.76                | SCC-SS20R3514-PPUB | 1.54                | BALL BEARING         |                      |
| 4         | 1-1/4 | SOFT RUBBER          | 200      | 5-1/8              | SCC-SS20S414-SRS    | 1.98               | SCC-SS20R414-SRS    | 1.76                 | STEEL SLEEVE         |
|           |       | HARD RUBBER          | 300      |                    | SCC-SS20S414-HRS    | 1.98               | SCC-SS20R414-HRS    | 1.76                 | STEEL SLEEVE         |
|           |       | SOFT RUBBER          | 250      |                    | SCC-SS20S414-SRBB   | 2.20               | SCC-SS20R414-SRBB   | 1.90                 | BALL BEARING         |
|           |       | HARD RUBBER          | 300      |                    | SCC-SS20S414-HRBB   | 2.20               | SCC-SS20R414-HRBB   | 1.90                 | BALL BEARING         |
|           |       | RUBBER ON ALUMINUM   | 250      |                    | SCC-SS20S414-RAA    | 1.98               | SCC-SS20R414-RAA    | 1.76                 | ANNULAR BALL BEARING |
|           |       | RUBBER ON POLYOLEFIN | 190      |                    | SCC-SS20S414-TPRB   | 1.98               | SCC-SS20R414-TPRB   | 1.76                 | BALL BEARING         |
|           |       | POLY U/POLYOLEFIN    | 300      |                    | SCC-SS20S414-PPUB   | 1.98               | SCC-SS20R414-PPUB   | 1.76                 | BALL BEARING         |
|           |       | SOLID POLYURETHANE   | 300      |                    | SCC-SS20S414-SPUS   | 1.98               | SCC-SS20R414-SPUS   | 1.76                 | STEEL SLEEVE         |
|           |       | SEMI STEEL           | 300      |                    | SCC-SS20S414-SSS    | 2.42               | SCC-SS20R414-SSS    | 2.20                 | PLAIN BORE           |
|           |       | POLYOLEFIN           | 300      |                    | SCC-SS20S414-POS    | 1.32               | SCC-SS20R414-POS    | 1.10                 | PLAIN BORE           |
|           |       | HIGH TEMP PHENOLIC   | 300      |                    | SCC-SS20S414-PHS-HT | 1.32               | SCC-SS20R414-PHS-HT | 1.10                 | STEEL SLEEVE         |
| PHENOLIC  | 300   | SCC-SS20S414-PHS     | 1.32     | SCC-SS20R414-PHS   | 1.10                | STEEL SLEEVE       |                     |                      |                      |
| 5         | 1-1/4 | SOFT RUBBER          | 250      | 6-1/8              | SCC-SS20S514-SRS    | 2.20               | SCC-SS20R514-SRS    | 1.98                 | STEEL SLEEVE         |
|           |       | HARD RUBBER          | 300      |                    | SCC-SS20S514-HRS    | 2.20               | SCC-SS20R514-HRS    | 1.98                 | STEEL SLEEVE         |
|           |       | SOFT RUBBER          | 275      |                    | SCC-SS20S514-SRBB   | 2.35               | SCC-SS20R514-SRBB   | 2.05                 | BALL BEARING         |
|           |       | HARD RUBBER          | 300      |                    | SCC-SS20S514-HRBB   | 2.35               | SCC-SS20R514-HRBB   | 2.05                 | BALL BEARING         |
|           |       | RUBBER ON ALUMINUM   | 275      |                    | SCC-SS20S514-RAA    | 2.50               | SCC-SS20R514-RAA    | 2.20                 | ANNULAR BALL BEARING |
|           |       | RUBBER ON POLYOLEFIN | 200      |                    | SCC-SS20S514-TPRB   | 1.98               | SCC-SS20R514-TPRB   | 1.76                 | BALL BEARING         |
|           |       | POLY U/POLYOLEFIN    | 300      |                    | SCC-SS20S514-PPUB   | 1.98               | SCC-SS20R514-PPUB   | 1.76                 | BALL BEARING         |
|           |       | SOLID POLYURETHANE   | 300      |                    | SCC-SS20S514-SPUS   | 2.20               | SCC-SS20R514-SPUS   | 1.98                 | STEEL SLEEVE         |
|           |       | SEMI STEEL           | 300      |                    | SCC-SS20S514-SSS    | 3.08               | SCC-SS20R514-SSS    | 2.86                 | PLAIN BORE           |
|           |       | POLYOLEFIN           | 300      |                    | SCC-SS20S514-POS    | 1.76               | SCC-SS20R514-POS    | 1.54                 | PLAIN BORE           |
|           |       | PHENOLIC             | 300      |                    | SCC-SS20S514-PHS    | 1.98               | SCC-SS20R514-PHS    | 1.76                 | STEEL SLEEVE         |

#SS20 SERIES

# LIGHT/MEDIUM DUTY BOLT HOLE CASTERS

## ■ STANDARD FEATURES

- CONSTRUCTED OF HIGH-STRENGTH STEEL FOR ADDED DURABILITY
- DOUBLE BALL BEARING RACEWAYS
- 3/8" DIAMETER AXLE WITH LOCK NUT
- 304 STAINLESS STEEL CASTER AVAILABLE "#SSBH 20"

## ■ APPLICATIONS

- UTILITY CARTS
- STORE FIXTURES
- INSTITUTIONAL/HOSPITAL/OFFICE EQUIPMENT
- FOOD SERVICE

## ■ BOLT HOLE OPTIONS


- 1/2" & 3/8" HOLLOW RIVET

## ■ BEARING OPTIONS

- S-SLEEVE OR PLAIN BEARING
- R-ROLLER BEARING
- B-BALLBEARING
- P-PRECISION
- D-DELTRIN

## ■ BRAKE OPTIONS

- TLB-TOP LOCK BRAKE
- SLB-SIDE LOCK BRAKE
- TTL-TOTAL LOCK BRAKE
- PLB-POSI LOCK BRAKE



| Diameter          | Width | Wheel Material       | Capacity | Load Height  | Swivel Number       | Swivel Weight | Bearing Type         |
|-------------------|-------|----------------------|----------|--------------|---------------------|---------------|----------------------|
| 3                 | 1-1/4 | SOFT RUBBER          | 175      | 4-1/8        | SCC-BH20S314-SRS    | 1.60          | STEEL SLEEVE         |
|                   |       | HARD RUBBER          | 275      |              | SCC-BH20S314-HRS    | 1.60          | STEEL SLEEVE         |
|                   |       | SOFT RUBBER          | 200      |              | SCC-BH20S314-SRBB   | 1.70          | BALL BEARING         |
|                   |       | HARD RUBBER          | 200      |              | SCC-BH20S314-HRBB   | 1.70          | BALL BEARING         |
|                   |       | SOLID POLYURETHANE   | 200      |              | SCC-BH20S314-SPUS   | 1.60          | STEEL SLEEVE         |
|                   |       | SEMI STEEL           | 200      |              | SCC-BH20S314-SSS    | 1.60          | PLAIN BORE           |
|                   |       | POLYOLEFIN           | 175      |              | SCC-BH20S314-POS    | 1.50          | PLAIN BORE           |
|                   |       | PHENOLIC             | 200      |              | SCC-BH20S314-PHS    | 1.60          | STEEL SLEEVE         |
| 3-1/2             | 1-1/4 | SOFT RUBBER          | 200      | 4-5/8        | SCC-BH20S3514-SRS   | 2.00          | STEEL SLEEVE         |
|                   |       | HARD RUBBER          | 285      |              | SCC-BH20S3514-HRS   | 2.00          | STEEL SLEEVE         |
|                   |       | SOLID POLYURETHANE   | 250      |              | SCC-BH20S3514-SPUS  | 1.76          | STEEL SLEEVE         |
|                   |       | RUBBER ON ALUMINUM   | 250      |              | SCC-BH20S3514-RAA   | 1.76          | ANNULAR BALL BEARING |
|                   |       | RUBBER ON POLYOLEFIN | 170      |              | SCC-BH20S3514-TPRB  | 1.76          | BALL BEARING         |
| POLY U/POLYOLEFIN | 250   | SCC-BH20S3514-PPUB   | 1.76     | BALL BEARING |                     |               |                      |
| 4                 | 1-1/4 | SOFT RUBBER          | 200      | 5-1/8        | SCC-BH20S414-SRS    | 1.98          | STEEL SLEEVE         |
|                   |       | HARD RUBBER          | 300      |              | SCC-BH20S414-HRS    | 1.98          | STEEL SLEEVE         |
|                   |       | SOFT RUBBER          | 250      |              | SCC-BH20S414-SRBB   | 2.20          | BALL BEARING         |
|                   |       | HARD RUBBER          | 300      |              | SCC-BH20S414-HRBB   | 2.20          | BALL BEARING         |
|                   |       | RUBBER ON ALUMINUM   | 250      |              | SCC-BH20S414-RAA    | 1.98          | ANNULAR BALL BEARING |
|                   |       | RUBBER ON POLYOLEFIN | 190      |              | SCC-BH20S414-TPRB   | 1.98          | BALL BEARING         |
|                   |       | POLY U/POLYOLEFIN    | 300      |              | SCC-BH20S414-PPUB   | 1.98          | BALL BEARING         |
|                   |       | SOLID POLYURETHANE   | 300      |              | SCC-BH20S414-SPUS   | 1.98          | STEEL SLEEVE         |
|                   |       | SEMI STEEL           | 300      |              | SCC-BH20S414-SSS    | 2.42          | PLAIN BORE           |
|                   |       | POLYOLEFIN           | 300      |              | SCC-BH20S414-POS    | 1.32          | PLAIN BORE           |
|                   |       | HIGH TEMP PHENOLIC   | 300      |              | SCC-BH20S414-PHS-HT | 1.32          | STEEL SLEEVE         |
|                   |       | PHENOLIC             | 300      |              | SCC-BH20S414-PHS    | 1.32          | STEEL SLEEVE         |
| 5                 | 1-1/4 | SOFT RUBBER          | 250      | 6-1/8        | SCC-BH20S514-SRS    | 2.20          | STEEL SLEEVE         |
|                   |       | HARD RUBBER          | 300      |              | SCC-BH20S514-HRS    | 2.20          | STEEL SLEEVE         |
|                   |       | SOFT RUBBER          | 275      |              | SCC-BH20S514-SRBB   | 2.35          | BALL BEARING         |
|                   |       | HARD RUBBER          | 300      |              | SCC-BH20S514-HRBB   | 2.35          | BALL BEARING         |
|                   |       | RUBBER ON ALUMINUM   | 275      |              | SCC-BH20S514-RAA    | 2.50          | ANNULAR BALL BEARING |
|                   |       | RUBBER ON POLYOLEFIN | 200      |              | SCC-BH20S514-TPRB   | 1.98          | BALL BEARING         |
|                   |       | POLY U/POLYOLEFIN    | 300      |              | SCC-BH20S514-PPUB   | 1.98          | BALL BEARING         |
|                   |       | SOLID POLYURETHANE   | 300      |              | SCC-BH20S514-SPUS   | 2.20          | STEEL SLEEVE         |
|                   |       | SEMI STEEL           | 300      |              | SCC-BH20S514-SSS    | 3.08          | PLAIN BORE           |
|                   |       | POLYOLEFIN           | 300      |              | SCC-BH20S514-POS    | 1.76          | PLAIN BORE           |
|                   |       | PHENOLIC             | 300      |              | SCC-BH20S514-PHS    | 1.98          | STEEL SLEEVE         |

# LIGHT/MED. DUTY EXPANDING ADAPTER STEM CASTERS

## STANDARD FEATURES

- CONSTRUCTED OF HIGH-STRENGTH STEEL FOR ADDED DURABILITY
- DOUBLE BALL BEARING RACEWAYS
- 3/8" DIAMETER AXLE WITH LOCK NUT
- CONSULT FACTORY FOR STEM DIMENSIONS AND PRICING

## APPLICATIONS

- UTILITY CARTS
- STORE FIXTURES
- INSTITUTIONAL/HOSPITAL/OFFICE EQUIPMENT
- FOOD SERVICE

## BEARING OPTIONS

- S-SLEEVE OR PLAIN BEARING
- R-ROLLER BEARING
- B-BALLBEARING
- P-PRECISION
- D-DELRIN

## BRAKE OPTIONS

- TLB-TOP LOCK BRAKE
- SLB-SIDE LOCK BRAKE
- TTL-TOTAL LOCK BRAKE
- PLB-POSI LOCK BRAKE



| Diameter | Width | Wheel Material       | Capacity | Load Height        | Swivel Number       | Swivel Weight | Bearing Type         |
|----------|-------|----------------------|----------|--------------------|---------------------|---------------|----------------------|
| 3        | 1-1/4 | SOFT RUBBER          | 175      | 4-1/8              | SCC-EX20S314-SRS    | 1.70          | STEEL SLEEVE         |
|          |       | HARD RUBBER          | 275      |                    | SCC-EX20S314-HRS    | 1.70          | STEEL SLEEVE         |
|          |       | SOFT RUBBER          | 200      |                    | SCC-EX20S314-SRBB   | 1.80          | BALL BEARING         |
|          |       | HARD RUBBER          | 200      |                    | SCC-EX20S314-HRBB   | 1.80          | BALL BEARING         |
|          |       | SOLID POLYURETHANE   | 200      |                    | SCC-EX20S314-SPUS   | 1.70          | STEEL SLEEVE         |
|          |       | SEMI STEEL           | 200      |                    | SCC-EX20S314-SSS    | 1.70          | PLAIN BORE           |
|          |       | POLYOLEFIN           | 175      |                    | SCC-EX20S314-POS    | 1.60          | PLAIN BORE           |
|          |       | PHENOLIC             | 175      | SCC-EX20S314-PHS   | 1.70                | STEEL SLEEVE  |                      |
| 3-1/2    | 1-1/4 | SOFT RUBBER          | 200      | 4-5/8              | SCC-EX20S3514-SRS   | 2.00          | STEEL SLEEVE         |
|          |       | HARD RUBBER          | 285      |                    | SCC-EX20S3514-HRS   | 2.00          | STEEL SLEEVE         |
|          |       | SOLID POLYURETHANE   | 250      |                    | SCC-EX20S3514-SPUS  | 1.76          | STEEL SLEEVE         |
|          |       | RUBBER ON ALUMINUM   | 250      |                    | SCC-EX20S3514-RAA   | 1.76          | ANNULAR BALL BEARING |
|          |       | RUBBER ON POLYOLEFIN | 170      |                    | SCC-EX20S3514-TPRB  | 1.76          | BALL BEARING         |
|          |       | POLY U/POLYOLEFIN    | 250      | SCC-EX20S3514-PPUB | 1.76                | BALL BEARING  |                      |
| 4        | 1-1/4 | SOFT RUBBER          | 200      | 5-1/8              | SCC-EX20S414-SRS    | 1.98          | STEEL SLEEVE         |
|          |       | HARD RUBBER          | 300      |                    | SCC-EX20S414-HRS    | 1.98          | STEEL SLEEVE         |
|          |       | SOFT RUBBER          | 250      |                    | SCC-EX20S414-SRBB   | 2.20          | BALL BEARING         |
|          |       | HARD RUBBER          | 300      |                    | SCC-EX20S414-HRBB   | 2.20          | BALL BEARING         |
|          |       | RUBBER ON ALUMINUM   | 250      |                    | SCC-EX20S414-RAA    | 1.98          | ANNULAR BALL BEARING |
|          |       | RUBBER ON POLYOLEFIN | 190      |                    | SCC-EX20S414-TPRB   | 1.98          | BALL BEARING         |
|          |       | POLY U/POLYOLEFIN    | 300      |                    | SCC-EX20S414-PPUB   | 1.98          | BALL BEARING         |
|          |       | SOLID POLYURETHANE   | 300      |                    | SCC-EX20S414-SPUS   | 1.98          | STEEL SLEEVE         |
|          |       | SEMI STEEL           | 300      |                    | SCC-EX20S414-SSS    | 2.42          | PLAIN BORE           |
|          |       | POLYOLEFIN           | 300      |                    | SCC-EX20S414-POS    | 1.32          | PLAIN BORE           |
|          |       | HIGH TEMP PHENOLIC   | 300      |                    | SCC-EX20S414-PHS-HT | 1.32          | STEEL SLEEVE         |
| PHENOLIC | 300   | SCC-EX20S414-PHS     | 1.32     | STEEL SLEEVE       |                     |               |                      |
| 5        | 1-1/4 | SOFT RUBBER          | 250      | 6-1/8              | SCC-EX20S514-SRS    | 2.20          | STEEL SLEEVE         |
|          |       | HARD RUBBER          | 300      |                    | SCC-EX20S514-HRS    | 2.20          | STEEL SLEEVE         |
|          |       | SOFT RUBBER          | 275      |                    | SCC-EX20S514-SRBB   | 2.35          | BALL BEARING         |
|          |       | HARD RUBBER          | 300      |                    | SCC-EX20S514-HRBB   | 2.35          | BALL BEARING         |
|          |       | RUBBER ON ALUMINUM   | 275      |                    | SCC-EX20S514-RAA    | 2.50          | ANNULAR BALL BEARING |
|          |       | RUBBER ON POLYOLEFIN | 200      |                    | SCC-EX20S514-TPRB   | 1.98          | BALL BEARING         |
|          |       | POLY U/POLYOLEFIN    | 300      |                    | SCC-EX20S514-PPUB   | 1.98          | BALL BEARING         |
|          |       | SOLID POLYURETHANE   | 300      |                    | SCC-EX20S514-SPUS   | 2.20          | STEEL SLEEVE         |
|          |       | SEMI STEEL           | 300      |                    | SCC-EX20S514-SSS    | 3.08          | PLAIN BORE           |
|          |       | POLYOLEFIN           | 300      |                    | SCC-EX20S514-POS    | 1.76          | PLAIN BORE           |
|          |       | PHENOLIC             | 300      |                    | SCC-EX20S514-PHS    | 1.98          | STEEL SLEEVE         |

#EX 20 SERIES

# LIGHT/MEDIUM DUTY STEM CASTERS

CAPACITIES TO 300#



| Stem Options           | Dimension                        |
|------------------------|----------------------------------|
| TS: THREADED STEM      | 1/2-13 x 1-1/2<br>3/8-16 x 1-1/2 |
| GR: GRIP RING          | 3/8x1-3/8 & 7/16x1-3/8           |
| OC: OCTAGON STEM       | 3/4 & 7/8                        |
| AVAILABLE UPON REQUEST | SPECIFY YOUR SIZE                |

## BEARING OPTIONS

- R-ROLLER BEARING ● P-PRECISION ● S-SLEEVE OR PLAIN BEARING
- D-DELTRIN ● B-BALL BEARING

| Diameter             | Width | Wheel Material       | Capacity | Load Height         | Swivel Number        | Bearing Type         |
|----------------------|-------|----------------------|----------|---------------------|----------------------|----------------------|
| 3                    | 1-1/4 | SOFT RUBBER          | 175      | 4                   | SCC-TS20S314-SRS     | PLAIN                |
|                      |       | HARD RUBBER          | 275      |                     | SCC-TS20S314-HRS     | PLAIN                |
|                      |       | SOFT RUBBER          | 200      |                     | SCC-TS20S314-SRBB    | BALL BEARING         |
|                      |       | HARD RUBBER          | 200      |                     | SCC-TS20S314-HRBB    | BALL BEARING         |
|                      |       | SOLID POLYURETHANE   | 200      |                     | SCC-TS20S314-SPUS    | SLEEVE               |
|                      |       | SEMI STEEL           | 200      |                     | SCC-TS20S314-SSS     | SLEEVE               |
|                      |       | POLYOLEFIN           | 175      |                     | SCC-TS20S314-POS     | PLAIN                |
|                      |       | HIGH TEMP PHENOLIC   | 230      |                     | SCC-TS20S314-PHS-HT  | SLEEVE               |
| PHENOLIC             | 200   | SCC-TS20S314-PHS     | SLEEVE   |                     |                      |                      |
| 3-1/2                | 1-1/4 | SOFT RUBBER          | 200      | 4-1/2               | SCC-TS20S3514-SRS    | PLAIN                |
|                      |       | HARD RUBBER          | 285      |                     | SCC-TS20S3514-HRS    | PLAIN                |
|                      |       | SOLID POLYURETHANE   | 250      |                     | SCC-TS20S3514-SPUS   | STEEL SLEEVE         |
|                      |       | RUBBER ON ALUMINUM   | 250      |                     | SCC-TS20S3514-RAA    | ANNULAR BALL BEARING |
|                      |       | RUBBER ON POLYOLEFIN | 170      |                     | SCC-TS20S3514-TPRB   | BALL BEARING         |
|                      |       | POLY U/POLYOLEFIN    | 250      |                     | SCC-TS20S3514-PPUB   | BALL BEARING         |
| 4                    | 15/16 | HARD RUBBER          | 150      | 4-11/16             | SCC-TS20S410-HRS     | PLAIN                |
|                      |       | SOFT RUBBER          | 200      |                     | SCC-TS20S414-SRS     | PLAIN                |
|                      |       | HARD RUBBER          | 300      |                     | SCC-TS20S414-HRS     | PLAIN                |
|                      |       | SOFT RUBBER          | 250      |                     | SCC-TS20S414-SRBB    | BALL BEARING         |
|                      |       | HARD RUBBER          | 300      |                     | SCC-TS20S414-HRBB    | BALL BEARING         |
|                      |       | RUBBER ON ALUMINUM   | 250      |                     | SCC-TS20S414-RAA     | ANNULAR BALL BEARING |
|                      |       | RUBBER ON POLYOLEFIN | 190      |                     | SCC-TS20S414-TPRB    | BALL BEARING         |
|                      |       | POLY U/POLYOLEFIN    | 300      |                     | SCC-TS20S414-PPUB    | BALL BEARING         |
|                      |       | SOLID POLYURETHANE   | 300      |                     | SCC-TS20S414-SPUS    | SLEEVE               |
|                      |       | SEMI STEEL           | 300      |                     | SCC-TS20S414-SSS     | PLAIN                |
|                      |       | POLYOLEFIN           | 300      |                     | SCC-TS20S414-POS     | PLAIN                |
|                      |       | HIGH TEMP PHENOLIC   | 300      |                     | SCC-TS20S414-PHS-HT  | SLEEVE               |
|                      |       | PHENOLIC             | 300      |                     | SCC-TS20S414-PHS     | SLEEVE               |
|                      |       | 5                    | 1-1/4    |                     | SOFT RUBBER          | 250                  |
| HARD RUBBER          | 300   |                      |          | SCC-TS20S514-HRS    | PLAIN                |                      |
| SOFT RUBBER          | 275   |                      |          | SCC-TS20S514-SRBB   | BALL BEARING         |                      |
| HARD RUBBER          | 300   |                      |          | SCC-TS20S514-HRBB   | BALL BEARING         |                      |
| RUBBER ON ALUMINUM   | 275   |                      |          | SCC-TS20S514-RAA    | ANNULAR BALL BEARING |                      |
| RUBBER ON POLYOLEFIN | 200   |                      |          | SCC-TS20S514-TPRB   | BALL BEARING         |                      |
| POLY U/POLYOLEFIN    | 300   |                      |          | SCC-TS20S514-PPUB   | BALL BEARING         |                      |
| SOLID POLYURETHANE   | 300   |                      |          | SCC-TS20S514-SPUS   | SLEEVE               |                      |
| SEMI STEEL           | 300   |                      |          | SCC-TS20S514-SSS    | PLAIN                |                      |
| POLYOLEFIN           | 300   |                      |          | SCC-TS20S514-POS    | PLAIN                |                      |
| HIGH TEMP PHENOLIC   | 300   |                      |          | SCC-TS20S514-PHS-HT | PLAIN                |                      |
| PHENOLIC             | 300   |                      |          | SCC-TS20S514-PHS    | PLAIN                |                      |

#TS 20 SERIES

# BUSINESS MACHINE CASTERS

## ■ STANDARD FEATURES

- DOUBLE BALL BEARING RACEWAYS
- FLOOR PROTECTION AND EXCELLENT MOBILITY
- TOP PLATE THICKNESS: 5/32" (STANDARD)
- BRIGHT ZINC FINISH STANDARD
- BLACK PAINTED FINISH AVAILABLE
- SCREW SIDE LOCK BRAKE AVAILABLE

## ■ APPLICATIONS

- PIANOS
- HEAVY EQUIPMENT

## ■ STEM OPTIONS

- TS-THREADED STEM
- GR-GRIP RING



## OPTIONAL TOP PLATE DIMENSIONS AND BOLT HOLE PATTERN

| SIZE  |               |               |
|-------|---------------|---------------|
| 2-1/2 | 2-5/8x3-13/16 | 1-3/4x2-7/8   |
| 2-1/2 | 1-7/8x2-9/16  | 15/16x2-1/8   |
| 3     | 3-1/8x4-1/8   | 2-3/8x3-23/64 |

| Diameter | Width | Wheel Material     | Capacity | Load Height | Swivel Number    | Swivel Weight | Bearing Type |
|----------|-------|--------------------|----------|-------------|------------------|---------------|--------------|
| 2-1/2    | 1-7/8 | SOFT RUBBER        | 530      | 3-5/8       | SCC-04S2520-SRS  | 1.50          | PLAIN BORE   |
|          |       | HARD RUBBER        | 580      |             | SCC-04S2520-HRS  | 1.50          | PLAIN BORE   |
|          |       | HEAVY DUTY PLASTIC | 580      |             | SCC-04S2520-POR  | 1.85          | ROLLER       |
|          |       | NYLON              | 600      |             | SCC-04S2520-NYR  | 1.85          | ROLLER       |
|          |       | NYLON GLASS-FILLED | 630      |             | SCC-04S2520-NGFR | 1.85          | ROLLER       |
| 3        | 1-7/8 | SOFT RUBBER        | 570      | 4           | SCC-04S320-SRS   | 1.65          | PLAIN BORE   |
|          |       | HARD RUBBER        | 620      |             | SCC-04S320-HRS   | 1.65          | PLAIN BORE   |
|          |       | HEAVY DUTY PLASTIC | 620      |             | SCC-04S320-POR   | 1.95          | ROLLER       |
|          |       | NYLON              | 640      |             | SCC-04S320-NYR   | 1.95          | ROLLER       |
|          |       | NYLON GLASS-FILLED | 670      |             | SCC-04S320-NGFR  | 1.95          | ROLLER       |

#25 SERIES

# MEDIUM/HEAVY DUTY CASTERS

CAPACITIES TO 1,250#

## STANDARD FEATURES

- DOUBLE BALL BEARING RACEWAY HEAT TREATED FOR LONG WEAR AND ADDED STRENGTH
- BRIGHT ZINC PLATED
- 5/8" BOLTED KING PIN
- TOP PLATE AND YOKE 1/4" COLD FORGED STEEL
- 1/2" DIAMETER AXLE BOLT WITH LOCK NUT
- 3/4" ROLLER BEARINGS WITH HARDENED OUTER RACEWAY
- HARDENED SPANNER BUSHING WITH HOLE AND GREASE GROOVE
- GREASE FITTINGS IN SWIVEL RACEWAY AND WHEEL
- WIDE SELECTION OF WHEEL TYPES

## APPLICATIONS

- PLATFORM TRUCKS
- WAREHOUSE CARTS
- DOLLIES (MACHINERY)
- STOCK PICKING TRUCKS
- FREIGHT TERMINAL
- FOOD SERVICE CARTS
- HOTEL/HOUSEKEEPING CARTS
- EXCELLENT SERIES FOR INDUSTRIAL AND COMMERCIAL MEDIUM/HEAVY DUTY EQUIPMENT

## OPTION

- 4 POSITION SWIVEL LOCKS (WSL) , (BSL)
- FLANGED DELRIN OR BALL BEARINGS
- NEOPRENE GREASE SEALS FOR WHEEL
- SEALED SWIVEL RACEWAY
- ZERK AXLE
- THREAD GUARDS

## OPTIONAL WHEEL BRAKE



- SLB-SIDE LOCK BRAKE
- TTL-TOTAL LOCK BRAKE
- PLB-POSI LOCK BRAKE
- TLB-TOP LOCK BRAKE
- FCB-FACE CONTACT BRAKE

## BEARING OPTIONS

- R-ROLLER BEARING
- D-DELRIN
- P-PRECISION
- B-BALL BEARING
- S-SLEEVE OR PLAIN BEARING



## OPTIONAL TOP PLATE DIMENSIONS AND BOLT HOLE PATTERN

| #     |  |  |
|-------|---|---|
| 1     | 4x4-1/2   | 2-5/8x3-5/8 TO 3x3  |
| 2     | 4-1/2x6-1/4   | 2-7/16x4-15/16 TO 3-3/8x5-1/4   |
| 3     | 5x5-1/2   | 4-1/8x4-1/2   |
| STEMS | AVAILABLE UPON REQUEST  | SPECIFY YOUR SIZE   |

# MEDIUM/HEAVY DUTY CASTERS

## CAPACITIES TO 1,250# (CONT'D)

| Dia-meter                | Width | Wheel Material           | Capacity | Load Height       | Swivel Number               | Swivel Weight     | Rigid Number        | Rigid Weight  | Bearing Type |
|--------------------------|-------|--------------------------|----------|-------------------|-----------------------------|-------------------|---------------------|---------------|--------------|
| 3-1/4                    | 1-1/2 | POLYURETHANE/STEEL       | 420      | 4-1/4             | SCC-30S3415-PUR             | 4.50              | SCC-30R3415-PUR     | 4.00          | ROLLER       |
|                          |       | SEMI STEEL               | 400      |                   | SCC-30S3415-SSR             | 4.50              | SCC-30R3415-SSR     | 4.00          | ROLLER       |
|                          |       | PHENOLIC                 | 600      |                   | SCC-30S3415-PHR             | 4.50              | SCC-30R3415-PHR     | 4.00          | ROLLER       |
| 3-1/4                    | 2     | POLYURETHANE/STEEL       | 600      | 4-1/4             | SCC-30S3420-PHR             | 5.00              | SCC-30R3420-PHR     | 4.70          | ROLLER       |
|                          |       | SEMI STEEL               | 700      |                   | SCC-30S3420-SSR             | 6.50              | SCC-30R3420-SSR     | 6.20          | ROLLER       |
|                          |       | PHENOLIC                 | 700      |                   | SCC-30S3420-PHR             | 4.75              | SCC-30R3420-PHR     | 4.45          | ROLLER       |
| 4                        | 1-1/2 | RUBBER ON STEEL          | 250      | 5-5/8             | SCC-30S415-RSR              | 5.72              | SCC-30R415-RSR      | 4.29          | ROLLER       |
|                          |       | RUBBER ON POLYOLEFIN     | 250      |                   | SCC-30S415-TPRR             | 3.74              | SCC-30R415-TPRR     | 2.31          | ROLLER       |
|                          |       | POLY U/POLYOLEFIN        | 500      |                   | SCC-30S415-PPUR             | 3.74              | SCC-30R415-PPUR     | 2.31          | ROLLER       |
|                          |       | POLYURETHANE/STEEL       | 600      |                   | SCC-30S415-PUR              | 5.72              | SCC-30R415-PUR      | 4.29          | ROLLER       |
|                          |       | POLY ON ALUMINUM         | 700      |                   | SCC-30S415-PAR              | 3.80              | SCC-30R415-PAR      | 2.50          | ROLLER       |
|                          |       | EASY ROLLING PU ON STEEL | 600      |                   | SCC-30S415-EZPUR            | 5.00              | SCC-30R415-EZPUR    | 4.50          | ROLLER       |
|                          |       | SEMI STEEL               | 600      |                   | SCC-30S415-SSR              | 5.28              | SCC-30R415-SSR      | 3.85          | ROLLER       |
|                          |       | V-GROOVE                 | 800      |                   | SCC-30S415-VGR              | 5.50              | SCC-30R415-VGR      | 4.07          | ROLLER       |
|                          |       | POLYOLEFIN               | 400      |                   | SCC-30S415-POR              | 4.50              | SCC-30R415-POR      | 3.50          | ROLLER       |
|                          |       | PHENOLIC                 | 600      |                   | SCC-30S415-PHR              | 4.70              | SCC-30R415-PHR      | 3.27          | ROLLER       |
|                          |       | HIGH-TEMP PHENOLIC       | 600      |                   | SCC-30S415-PH-HT-PS         | 4.50              | SCC-30R415-PH-HT-PS | 3.27          | STEEL SLEEVE |
|                          |       | HIGH-TEMP PHENOLIC       | 600      |                   | SCC-30S415-PH-HT-RR         | 4.70              | SCC-30R415-PH-HT-RR | 3.47          | ROLLER       |
|                          |       | 4                        | 2        |                   | LOW PROFILE RUBBER ON STEEL | 300               | 5-5/8               | SCC30S420-LPR | 6.16         |
| RUBBER ON STEEL          | 400   |                          |          | SCC-30S420-RSR    | 6.16                        | SCC-30R420-RSR    |                     | 1.73          | ROLLER       |
| RUBBER ON ALUMINUM       | 400   |                          |          | SCC-30S420-RAR    | 5.06                        | SCC-30R420-RAR    |                     | 3.63          | ROLLER       |
| RUBBER ON POLYOLEFIN     | 300   |                          |          | SCC-30S420-TPRR   | 3.96                        | SCC-30R420-TPRR   |                     | 2.53          | ROLLER       |
| POLY U/POLYOLEFIN        | 700   |                          |          | SCC-30S420-PPUR   | 3.96                        | SCC-30R420-PPUR   |                     | 2.53          | ROLLER       |
| POLYURETHANE/STEEL       | 700   |                          |          | SCC-30S420-PUR    | 6.16                        | SCC-30R420-PUR    |                     | 4.73          | ROLLER       |
| SOLID POLYURETHANE       | 700   |                          |          | SCC-30S420-SPUR   | 3.96                        | SCC-30R420-SPUR   |                     | 2.53          | ROLLER       |
| POLY ON ALUMINUM         | 700   |                          |          | SCC-30S420-PAR    | 5.06                        | SCC-30R420-PAR    |                     | 3.63          | ROLLER       |
| CUSHION PU/POLYOLEFIN    | 700   |                          |          | SCC-30S420-SCR    | 3.96                        | SCC-30R420-SCR    |                     | 2.53          | ROLLER       |
| EASY ROLLING PU ON STEEL | 700   |                          |          | SCC-30S420-EZPUR  | 6.75                        | SCC-30R420-EZPUR  |                     | 5.27          | ROLLER       |
| SEMI STEEL               | 1000  |                          |          | SCC-30S420-SSR    | 5.72                        | SCC-30R420-SSR    |                     | 4.29          | ROLLER       |
| HEAVY DUTY STEEL         | 900   |                          |          | SCC-30S420-SS-HDR | 6.72                        | SCC-30R420-SS-HDR |                     | 5.29          | ROLLER       |
| DUCTILE STEEL            | 1250  |                          |          | SCC-30S420-DSR    |                             | SCC-30R420-DSR    |                     |               | ROLLER       |
| EZROLLING PU ON STEEL    | 1200  |                          |          | SCC-30S420-CDSR   | 7.25                        | SCC-30R420-CDSR   |                     | 5.90          | ROLLER       |
| V-GROOVE                 | 800   |                          |          | SCC-30S420-VGR    | 6.71                        | SCC-30R420-VGR    |                     | 5.28          | ROLLER       |
| POLYOLEFIN               | 500   |                          |          | SCC-30S420-POR    | 5.06                        | SCC-30R420-POR    |                     | 3.63          | ROLLER       |
| PHENOLIC                 | 800   |                          |          | SCC-30S420-PHR    | 5.25                        | SCC-30R420-PHR    |                     | 3.82          | ROLLER       |
| HIGH TEMP PHENOLIC       | 800   | SCC-30S420-PHR-HT        | 5.25     | SCC-30R420-PHR-HT | 3.82                        | ROLLER            |                     |               |              |
| 5                        | 1-1/2 | RUBBER ON STEEL          | 350      | 6-1/2             | SCC-30S515-RSR              | 5.72              | SCC-30R515-RSR      | 4.29          | ROLLER       |
|                          |       | RUBBER ON POLYOLEFIN     | 300      |                   | SCC-30S515-TPRR             | 4.29              | SCC-30R515-TPRR     | 2.86          | ROLLER       |
|                          |       | POLY U/POLYOLEFIN        | 600      |                   | SCC-30S515-PPUR             | 4.29              | SCC-30R515-PPUR     | 2.86          | ROLLER       |
|                          |       | POLYURETHANE/STEEL       | 800      |                   | SCC-30S515-PUR              | 6.16              | SCC-30R515-PUR      | 4.73          | ROLLER       |
|                          |       | POLY ON ALUMINUM         | 800      |                   | SCC-30S515-PAR              | 4.50              | SCC-30R515-PAR      | 2.50          | ROLLER       |
|                          |       | EASY ROLLING PU ON STEEL | 800      |                   | SCC-30S515-EZPUR            | 6.75              | SCC-30R515-EZPUR    | 6.65          | ROLLER       |
|                          |       | SEMI STEEL               | 600      |                   | SCC-30S515-SSR              | 7.48              | SCC-30R515-SSR      | 6.05          | ROLLER       |
|                          |       | POLYOLEFIN               | 450      |                   | SCC-30S515-POR              | 4.29              | SCC-30R515-POR      | 2.86          | ROLLER       |
|                          |       | PHENOLIC                 | 600      |                   | SCC-30S515-PHR              | 5.75              | SCC-30R515-PHR      | 4.32          | ROLLER       |
| 5                        | 2     | RUBBER ON STEEL          | 400      | 6-1/2             | SCC-30S520-RSR              | 6.16              | SCC-30R520-RSR      | 4.73          | ROLLER       |
|                          |       | RUBBER ON ALUMINUM       | 500      |                   | SCC-30S520-RAR              | 5.75              | SCC-30R520-RAR      | 4.32          | ROLLER       |
|                          |       | RUBBER ON POLYOLEFIN     | 325      |                   | SCC-30S520-TPRR             | 4.62              | SCC-30R520-TPRR     | 3.19          | ROLLER       |
|                          |       | POLY U/POLYOLEFIN        | 750      |                   | SCC-30S520-PPUR             | 4.62              | SCC-30R520-PPUR     | 3.19          | ROLLER       |
|                          |       | POLYURETHANE/STEEL       | 1000     |                   | SCC-30S520-PUR              | 6.60              | SCC-30R520-PUR      | 5.17          | ROLLER       |
|                          |       | SOLID POLYURETHANE       | 1000     |                   | SCC-30S520-SPUR             | 4.62              | SCC-30R520-SPUR     | 3.19          | ROLLER       |
|                          |       | POLY ON ALUMINUM         | 1000     |                   | SCC-30S520-PAR              | 5.28              | SCC-30R520-PAR      | 3.85          | ROLLER       |
|                          |       | CUSHION PU/POLYOLEFIN    | 750      |                   | SCC-30S520-SCR              | 4.62              | SCC-30R520-SCR      | 3.19          | ROLLER       |
|                          |       | EASY ROLLING PU ON STEEL | 1200     |                   | SCC-30S520-EZPUR            | 7.00              | SCC-30R520-EZPUR    | 5.60          | ROLLER       |
|                          |       | SEMI STEEL               | 1000     |                   | SCC-30S520-SSR              | 7.92              | SCC-30R520-SSR      | 6.49          | ROLLER       |
|                          |       | HEAVY DUTY STEEL         | 1200     |                   | SCC-30S520-SSR-HD           | 9.00              | SCC-30R520-SSR-HD   | 7.50          | ROLLER       |
|                          |       | DUCTILE STEEL            | 1200     |                   | SCC-30S520-DSR              |                   | SCC-30R520-DSR      |               | ROLLER       |
|                          |       | EASY ROLLING PU ON STEEL | 1200     |                   | SCC-30S520-CDSR             | 9.00              | SCC-30R520-CDSR     | 7.50          | ROLLER       |
|                          |       | V-GROOVE                 | 1100     |                   | SCC-30S520-VGR              | 8.58              | SCC-30R520-VGR      | 7.15          | ROLLER       |
| POLYOLEFIN               | 650   | SCC-30S520-POR           | 4.62     | SCC-30R520-POR    | 3.19                        | ROLLER            |                     |               |              |
| PHENOLIC                 | 1000  | SCC-30S520-PHR           | 5.75     | SCC-30R520-PHR    | 4.32                        | ROLLER            |                     |               |              |
| HIGH TEMP PHENOLIC       | 750   | SCC-30S520-PHR-HT        | 5.75     | SCC-30R520-PHR-HT | 4.32                        | ROLLER            |                     |               |              |

■ BEARING OPTIONS • R-ROLLER BEARING • D-DELTRIN • P-PRECISION • B-BALL BEARING  
• S-SLEEVE OR PLAIN BEARING

#30 SERIES

# MEDIUM/HEAVY DUTY CASTERS

CAPACITIES TO 1,250# (CONT'D)

| Dia-meter | Width | Wheel Material              | Capacity | Load Height | Swivel Number     | Swivel Weight | Rigid Number      | Rigid Weight | Bearing Type |
|-----------|-------|-----------------------------|----------|-------------|-------------------|---------------|-------------------|--------------|--------------|
| 6         | 1-1/2 | RUBBER ON STEEL             | 450      | 7-1/2       | SCC-30S615-RSR    | 7.50          | SCC-30R615-RSR    | 6.50         | ROLLER       |
|           |       | RUBBER ON POLYOLEFIN        | 400      |             | SCC-30S615-TPRR   | 5.00          | SCC-30R615-TPRR   | 4.00         | ROLLER       |
|           |       | POLY U/POLYOLEFIN           | 500      |             | SCC-30S615-PPUR   | 5.00          | SCC-30R615-PPUR   | 4.00         | ROLLER       |
|           |       | POLYURETHANE/STEEL          | 800      |             | SCC-30S615-PUR    | 8.25          | SCC-30R615-PUR    | 7.25         | ROLLER       |
|           |       | POLY ON ALUMINUM            | 900      |             | SCC-30S615-PAR    | 5.50          | SCC-30R615-PAR    | 4.50         | ROLLER       |
|           |       | SEMI STEEL                  | 700      |             | SCC-30S615-SSR    | 7.75          | SCC-30R615-SSR    | 6.75         | ROLLER       |
|           |       | EASY ROLLING PU ON STEEL    | 800      |             | SCC-30S615-EZPUR  | 9.00          | SCC-30R615-EZPUR  | 8.00         | ROLLER       |
|           |       | PHENOLIC                    | 800      |             | SCC-30S615-PHR    | 5.14          | SCC-30R615-PHR    | 4.14         | ROLLER       |
| 6         | 2     | LOW PROFILE RUBBER ON STEEL | 600      | 7-1/2       | SCC-30S620-LPR    | 8.75          | SCC-30R620-LPR    | 7.32         | ROLLER       |
|           |       | RUBBER ON STEEL             | 450      |             | SCC-30S620-RSR    | 7.70          | SCC-30R620-RSR    | 6.27         | ROLLER       |
|           |       | RUBBER ON ALUMINUM          | 550      |             | SCC-30S620-RAR    | 6.50          | SCC-30R620-RAR    | 5.07         | ROLLER       |
|           |       | RUBBER ON POLYOLEFIN        | 450      |             | SCC-30S620-TPRR   | 5.06          | SCC-30R620-TPRR   | 3.63         | ROLLER       |
|           |       | POLY U/POLYOLEFIN           | 900      |             | SCC-30S620-PPUR   | 5.06          | SCC-30R620-PPUR   | 3.63         | ROLLER       |
|           |       | POLYURETHANE/STEEL          | 1200     |             | SCC-30S620-PUR    | 8.58          | SCC-30R620-PUR    | 7.15         | ROLLER       |
|           |       | SOLID POLYURETHANE          | 1200     |             | SCC-30S620-SPUR   | 5.06          | SCC-30R620-SPUR   | 3.63         | ROLLER       |
|           |       | POLY ON ALUMINUM            | 1200     |             | SCC-30S620-PAR    | 6.00          | SCC-30R620-PAR    | 4.07         | ROLLER       |
|           |       | CUSHION PU/POLYOLEFIN       | 900      |             | SCC-30S620-SCR    | 5.06          | SCC-30R620-SCR    | 4.06         | ROLLER       |
|           |       | EASY ROLLING PU ON STEEL    | 1200     |             | SCC-30S620-EZPUR  | 9.00          | SCC-30R620-EZPUR  | 8.00         | ROLLER       |
|           |       | SEMI STEEL                  | 1250     |             | SCC-30S620-SSR    | 8.85          | SCC-30R620-SSR    | 7.15         | ROLLER       |
|           |       | HEAVY DUTY STEEL            | 1200     |             | SCC-30S620-SSR-HD | 9.60          | SCC-30R620-SSR-HD | 8.60         | ROLLER       |
|           |       | DUCTILE STEEL               | 1250     |             | SCC-30S620-DSR    | 9.60          | SCC-30R620-DSR    | 8.60         | ROLLER       |
|           |       | EZROLLING DUCTILE STEEL     | 1200     |             | SCC-30S620-CDSR   | 9.60          | SCC-30R620-CDSR   | 8.60         | ROLLER       |
|           |       | V-GROOVE                    | 1200     |             | SCC-30S620-VGR    | 10.12         | SCC-30R620-VGR    | 8.69         | ROLLER       |
|           |       | POLYOLEFIN                  | 700      |             | SCC-30S620-POR    | 5.06          | SCC-30R620-POR    | 3.63         | ROLLER       |
|           |       | PHENOLIC                    | 1200     |             | SCC-30S620-PHR    | 7.50          | SCC-30R620-PHR    | 6.07         | ROLLER       |
|           |       | HIGH TEMP PHENOLIC          | 1200     |             | SCC-30S620-PHR-HT | 7.50          | SCC-30R620-PHR-HT | 6.50         | ROLLER       |
| 8         | 2     | LOW PROFILE RUBBER ON STEEL | 700      | 9-1/2       | SCC-30S820-LPR    | 11.75         | SCC-30R820-LPR    | 10.32        | ROLLER       |
|           |       | RUBBER ON STEEL             | 500      |             | SCC-30S820-RSR    | 9.68          | SCC-30R820-RSR    | 8.25         | ROLLER       |
|           |       | RUBBER ON ALUMINUM          | 600      |             | SCC-30S820-RAR    | 7.50          | SCC-30R820-RAR    | 9.04         | ROLLER       |
|           |       | RUBBER ON POLYOLEFIN        | 500      |             | SCC-30S820-TPRR   | 5.50          | SCC-30R820-TPRR   | 4.07         | ROLLER       |
|           |       | POLY U/POLYOLEFIN           | 950      |             | SCC-30S820-PPUR   | 5.50          | SCC-30R820-PPUR   | 4.07         | ROLLER       |
|           |       | POLYURETHANE/STEEL          | 1250     |             | SCC-30S820-PUR    | 12.10         | SCC-30R820-PUR    | 10.67        | ROLLER       |
|           |       | SOLID POLYURETHANE          | 1200     |             | SCC-30S820-SPUR   | 5.50          | SCC-30R820-SPUR   | 4.07         | ROLLER       |
|           |       | POLY ON ALUMINUM            | 1250     |             | SCC-30S820-PAR    | 5.50          | SCC-30R820-PAR    | 4.07         | ROLLER       |
|           |       | CUSHION PU/POLYOLEFIN       | 900      |             | SCC-30S820-SCR    | 5.50          | SCC-30R820-SCR    | 4.50         | ROLLER       |
|           |       | EASY ROLLING PU ON STEEL    | 1200     |             | SCC-30S820-EZPUR  | 13.10         | SCC-30R820-EZPUR  | 12.10        | ROLLER       |
|           |       | SEMI STEEL                  | 1250     |             | SCC-30S820-SSR    | 12.10         | SCC-30R820-SSR    | 10.67        | ROLLER       |
|           |       | HEAVY DUTY STEEL            | 1200     |             | SCC-30S820-SSR-HD | 13.10         | SCC-30R820-SSR-HD | 12.10        | ROLLER       |
|           |       | DUCTILE STEEL               | 1200     |             | SCC-30S820-DSR    | 13.10         | SCC-30R820-DSR    | 12.10        | ROLLER       |
|           |       | EZROLLING DUCTILE STEEL     | 1200     |             | SCC-30S820-CDSR   | 13.10         | SCC-30R820-CDSR   | 12.10        | ROLLER       |
|           |       | V-GROOVE                    | 1200     |             | SCC-30S820-VGR    | 14.74         | SCC-30R820-VGR    | 13.31        | ROLLER       |
|           |       | POLYOLEFIN                  | 900      |             | SCC-30S820-POR    | 5.50          | SCC-30R820-POR    | 4.07         | ROLLER       |
|           |       | PHENOLIC                    | 1250     |             | SCC-30S820-PHR    | 7.75          | SCC-30R820-PHR    | 6.32         | ROLLER       |

## ■ BEARING OPTIONS

- R-ROLLER BEARING
- D-DELIN
- P-PRECISION
- B-BALL BEARING
- S-SLEEVE OR PLAIN BEARING



# MEDIUM/HEAVY DUTY KINGPINLESS SWIVEL CASTERS

## CAPACITIES TO 1,200#

### STANDARD FEATURES

- THIS UNIQUE DESIGN ELIMINATES PROBLEMS ASSOCIATED WITH KINGPIN FAILURE DUE TO SEVERE SHOCK LOADING.
- DUAL BALL BEARING RACEWAY ABSORBS LOAD & THRUST IN A RADIAL DIRECTION, ENCAPSULATED IN A PRECISELY MACHINED FORGED STEEL RACEWAY, WHICH PROVIDES SUPERIOR SHOCK LOADING CAPABILITIES.
- BRIGHT ZINC PLATED
- 1/2" DIAMETER AXLE BOLT WITH LOCK NUT
- GREASE FITTINGS IN SWIVEL RACEWAY

### APPLICATIONS

- WHEREVER SEVERE SHOCK LOADING IS A LIKELIHOOD

### OPTIONS



- ZERK AXLES
- NEOPRENE WHEEL SEALS
- SLB-SIDE LOCK BRAKE
- THREAD GUARDS
- 4 POSITION SWIVEL LOCK
- FCB-FACE CONTACT BRAKE

### BEARING OPTIONS

- R-ROLLER BEARING
- D-DELTRIN
- P-PRECISION
- B-BALL BEARING
- S-SLEEVE OR PLAIN BEARING



PLATE DIMENSIONS AND BOLT HOLE PATTERN

| # |  |  |
|---|--|---|
| 1 | 4x4-1/2  | 2-5/8x3-5/8 TO 3x3  |
| 2 | 4-1/2x6-1/4  | 2-7/16x4-15/16 TO 3-3/8x5-1/4   |
| 3 | 5x5-1/2  | 4-1/8x4-1/2   |

| Diameter | Width | Wheel Material              | Capacity | Load Height | Swivel Number       | Swivel Weight | Bearing Type |
|----------|-------|-----------------------------|----------|-------------|---------------------|---------------|--------------|
|          |       | LOW PROFILE RUBBER ON STEEL | 300      |             | SCC-KP30S420-LPR    | 6.16          | ROLLER       |
|          |       | RUBBER ON STEEL             | 400      |             | SCC-KP30S420-RSR    | 6.16          | ROLLER       |
|          |       | RUBBER ON ALUMINUM          | 400      |             | SCC-KP30S420-RAR    | 5.06          | ROLLER       |
|          |       | RUBBER ON POLYOLEFIN        | 350      |             | SCC-KP30S420-TPRR   | 3.96          | ROLLER       |
|          |       | POLY U/POLYOLEFIN           | 700      |             | SCC-KP30S420-PPUR   | 3.96          | ROLLER       |
|          |       | POLYURETHANE/STEEL          | 700      |             | SCC-KP30S420-PUR    | 6.16          | ROLLER       |
|          |       | SOLID POLYURETHANE          | 700      |             | SCC-KP30S420-SPUR   | 3.96          | ROLLER       |
|          |       | POLY ON ALUMINUM            | 700      |             | SCC-KP30S420-PAR    | 5.06          | ROLLER       |
| 4        | 2     | CUSHION PU/POLYOLEFIN       | 700      | 5-5/8       | SCC-KP30S420-SCR    | 3.96          | ROLLER       |
|          |       | EASY ROLLING PU ON STEEL    | 700      |             | SCC-KP30S420-EZPUR  | 6.75          | ROLLER       |
|          |       | SEMI STEEL                  | 1000     |             | SCC-KP30S420-SSR    | 5.72          | ROLLER       |
|          |       | HEAVY DUTY STEEL            | 900      |             | SCC-KP30S420-SSR-HD | 6.72          | ROLLER       |
|          |       | EZROLLING STEEL             | 800      |             | SCC-KP30S420-CDSR   | 7.05          | ROLLER       |
|          |       | V-GROOVE                    | 800      |             | SCC-KP30S420-VGR    | 6.71          | ROLLER       |
|          |       | POLYOLEFIN                  | 500      |             | SCC-KP30S420-POR    | 5.06          | ROLLER       |
|          |       | PHENOLIC                    | 800      |             | SCC-KP30S420-PHR    | 5.25          | ROLLER       |
|          |       | HIGH TEMP PHENOLIC          | 800      |             | SCC-KP30S420-PHR-HT | 5.25          | ROLLER       |

#KP 30 SERIES

# MEDIUM/HEAVY DUTY KINGPINLESS SWIVEL CASTERS

## CAPACITIES TO 1,200# (CONT'D)

#KP 30 SERIES

| Diameter           | Width | Wheel Material              | Capacity | Load Height | Swivel Number       | Swivel Weight | Bearing Type |
|--------------------|-------|-----------------------------|----------|-------------|---------------------|---------------|--------------|
| 5                  | 2     | RUBBER ON STEEL             | 400      | 6-1/2       | SCC-KP30S520-RSR    | 6.16          | ROLLER       |
|                    |       | RUBBER ON ALUMINUM          | 500      |             | SCC-KP30S520-RAR    | 5.75          | ROLLER       |
|                    |       | RUBBER ON POLYOLEFIN        | 375      |             | SCC-KP30S520-TPRR   | 4.62          | ROLLER       |
|                    |       | POLY U/POLYOLEFIN           | 750      |             | SCC-KP30S520-PPUR   | 4.62          | ROLLER       |
|                    |       | POLYURETHANE/STEEL          | 1000     |             | SCC-KP30S520-PUR    | 6.60          | ROLLER       |
|                    |       | SOLID POLYURETHANE          | 1000     |             | SCC-KP30S520-SPUR   | 4.62          | ROLLER       |
|                    |       | POLY ON ALUMINUM            | 1000     |             | SCC-KP30S520-PAR    | 5.28          | ROLLER       |
|                    |       | CUSHION PU/ON POLYOLEFIN    | 750      |             | SCC-KP30S520-SCR    | 4.62          | ROLLER       |
|                    |       | EASY ROLLING PU ON STEEL    | 1200     |             | SCC-KP30S520-EZPUR  | 7.00          | ROLLER       |
|                    |       | SEMI STEEL                  | 1000     |             | SCC-KP30S520-SSR    | 7.92          | ROLLER       |
|                    |       | HEAVY DUTY STEEL            | 1200     |             | SCC-KP30S520-SSR-HD | 9.00          | ROLLER       |
|                    |       | EZROLLING STEEL             | 1200     |             | SCC-KP30S520-CDSR   | 9.00          | ROLLER       |
|                    |       | V-GROOVE                    | 1100     |             | SCC-KP30S520-VGR    | 8.58          | ROLLER       |
|                    |       | POLYOLEFIN                  | 650      |             | SCC-KP30S520-POR    | 4.62          | ROLLER       |
|                    |       | PHENOLIC                    | 1000     |             | SCC-KP30S520-PHR    | 5.75          | ROLLER       |
| 6                  | 2     | LOW PROFILE RUBBER ON STEEL | 600      | 7-1/2       | SCC-KP30S620-LPR    | 8.75          | ROLLER       |
|                    |       | RUBBER ON STEEL             | 450      |             | SCC-KP30S620-RSR    | 7.70          | ROLLER       |
|                    |       | RUBBER ON ALUMINUM          | 550      |             | SCC-KP30S620-RAR    | 6.50          | ROLLER       |
|                    |       | RUBBER ON POLYOLEFIN        | 400      |             | SCC-KP30S620-TPRR   | 5.06          | ROLLER       |
|                    |       | POLY U/POLYOLEFIN           | 900      |             | SCC-KP30S620-PPUR   | 5.06          | ROLLER       |
|                    |       | POLYURETHANE/STEEL          | 1200     |             | SCC-KP30S620-PUR    | 8.58          | ROLLER       |
|                    |       | SOLID POLYURETHANE          | 1200     |             | SCC-KP30S620-SPUR   | 5.06          | ROLLER       |
|                    |       | POLY ON ALUMINUM            | 1200     |             | SCC-KP30S620-PAR    | 6.00          | ROLLER       |
|                    |       | CUSHION PU/POLYOLEFIN       | 900      |             | SCC-KP30S620-SCR    | 5.06          | ROLLER       |
|                    |       | EASY ROLLING PU ON STEEL    | 1200     |             | SCC-KP30S620-EZPUR  | 9.00          | ROLLER       |
|                    |       | SEMI STEEL                  | 1400     |             | SCC-KP30S620-SSR    | 8.58          | ROLLER       |
|                    |       | HEAVY DUTY STEEL            | 1200     |             | SCC-KP30S620-SSR-HD | 9.60          | ROLLER       |
|                    |       | DUCTILE STEEL               | 1400     |             | SCC-KP30S620-DSR    | 9.60          | ROLLER       |
|                    |       | EZROLLING STEEL             | 1200     |             | SCC-KP30S620-CDSR   | 9.60          | ROLLER       |
|                    |       | V-GROOVE                    | 1200     |             | SCC-KP30S620-VGR    | 10.12         | ROLLER       |
| POLYOLEFIN         | 700   | SCC-KP30S620-POR            | 5.06     | ROLLER      |                     |               |              |
| PHENOLIC           | 1200  | SCC-KP30S620-PHR            | 7.50     | ROLLER      |                     |               |              |
| HIGH TEMP PHENOLIC | 1200  | SCC-KP30S620-PHR-HT         | 7.50     | ROLLER      |                     |               |              |
| 8                  | 2     | LOW PROFILE RUBBER ON STEEL | 600      | 9-1/2       | SCC-KP30S820-LPR    | 11.75         | ROLLER       |
|                    |       | RUBBER ON STEEL             | 500      |             | SCC-KP30S820-RSR    | 9.68          | ROLLER       |
|                    |       | RUBBER ON ALUMINUM          | 550      |             | SCC-KP30S820-RAR    | 7.50          | ROLLER       |
|                    |       | RUBBER ON POLYOLEFIN        | 500      |             | SCC-KP30S820-TPRR   | 5.50          | ROLLER       |
|                    |       | POLY U/POLYOLEFIN           | 900      |             | SCC-KP30S820-PPUR   | 5.50          | ROLLER       |
|                    |       | POLYURETHANE/STEEL          | 1400     |             | SCC-KP30S820-PUR    | 12.10         | ROLLER       |
|                    |       | SOLID POLYURETHANE          | 1400     |             | SCC-KP30S820-SPUR   | 5.50          | ROLLER       |
|                    |       | POLY ON ALUMINUM            | 1400     |             | SCC-KP30S820-PAR    | 5.50          | ROLLER       |
|                    |       | CUSHION PU/POLYOLEFIN       | 900      |             | SCC-KP30S820-SCR    | 5.50          | ROLLER       |
|                    |       | EASY ROLLING PU ON STEEL    | 1200     |             | SCC-KP30S820-EZPUR  | 13.10         | ROLLER       |
|                    |       | SEMI STEEL                  | 1400     |             | SCC-KP30S820-SSR    | 12.10         | ROLLER       |
|                    |       | HEAVY DUTY STEEL            | 1200     |             | SCC-KP30S820-SSR-HD | 13.10         | ROLLER       |
|                    |       | DUCTILE STEEL               | 1400     |             | SCC-KP30S820-DSR    | 13.10         | ROLLER       |
|                    |       | EZROLLING STEEL             | 1200     |             | SCC-KP30S820-CDSR   | 13.10         | ROLLER       |
|                    |       | V-GROOVE                    | 1200     |             | SCC-KP30S820-VGR    | 14.74         | ROLLER       |
| POLYOLEFIN         | 900   | SCC-KP30S820-POR            | 5.50     | ROLLER      |                     |               |              |
| PHENOLIC           | 1400  | SCC-KP30S820-PHR            | 7.75     | ROLLER      |                     |               |              |

### ■ BEARING OPTIONS

- R-ROLLER BEARING
- D-DELFIN
- P-PRECISION
- B-BALL BEARING
- S-SLEEVE OR PLAIN BEARING

# MEDIUM/HEAVY TOTALOCK CASTERS

CAPACITIES TO 1,200#

## STANDARD FEATURES

- LOCKING SYSTEM BRAKES WHEEL AND SWIVEL BASE SIMULTANEOUSLY
- EASY ENGAGEMENT/DISENGAGEMENT PEDAL
- POSITIVELY LOCKS WHEEL AND SWIVEL RACEWAY TO PREVENT EQUIPMENT FROM MOVING IN ANY FORWARD OR SIDEWARD DIRECTION
- DOUBLE BALL BEARING RACEWAY HEAT TREATED FOR LONG WEAR AND ADDED STRENGTH
- BRIGHT ZINC PLATED
- 5/8" BOLTED KING PIN
- TOP PLATE AND YOKE 1/4" COLD FORGED STEEL
- 1/2" DIAMETER AXLE BOLT WITH LOCK NUT
- 3/4" ROLLER BEARINGS WITH HARDENED OUTER RACEWAY
- HARDENED SPANNER BUSHING WITH HOLE AND GREASE GROOVE
- GREASE FITTINGS IN SWIVEL RACEWAY AND WHEEL
- WIDE SELECTION OF WHEEL TYPES



## APPLICATIONS

- PLATFORM TRUCKS
- WAREHOUSE CARTS
- DOLLIES (MACHINERY)
- STOCK PICKING TRUCKS
- FREIGHT TERMINAL CARTS
- FOOD SERVICE CARTS
- HOTEL/HOUSEKEEPING CARTS
- EXCELLENT SERIES FOR INDUSTRIAL AND COMMERCIAL MEDIUM/HEAVY DUTY EQUIPMENT

## OPTIONS

- 4 POSITION SWIVEL LOCKS
- FLANGED DELRIN OR BALL BEARINGS
- NEOPRENE GREASE SEALS FOR WHEEL
- SEALED SWIVEL RACEWAY
- ZERK AXLE
- THREAD GUARDS

## PLATE DIMENSIONS AND BOLT HOLE PATTERN

| # |  |  |
|---|--|---|
| 1 | 4x4-1/2  | 2-5/8x3-5/8 TO 3x3  |
| 2 | 4-1/2x6-1/4  | 2-7/16x4-15/16 TO 3-3/8x5-1/4   |
| 3 | 5x5-1/2  | 4-1/8x4-1/2   |

## BEARING OPTIONS

- R-ROLLER BEARING
- D-DELRIN
- P-PRECISION
- B-BALL BEARING
- S-SLEEVE OR PLAIN BEARING

| Diameter | Width | Wheel Material              | Capacity | Load Height | Swivel Number        | Swivel Weight | Bearing Type |
|----------|-------|-----------------------------|----------|-------------|----------------------|---------------|--------------|
| 4        | 2     | LOW PROFILE RUBBER ON STEEL | 300      | 5-5/8       | SCC-TTL30S420-LPR    | 6.46          | ROLLER       |
|          |       | RUBBER ON STEEL             | 400      |             | SCC-TTL30S420-RSR    | 6.46          | ROLLER       |
|          |       | RUBBER ON ALUMINUM          | 400      |             | SCC-TTL30S420-RAR    | 5.36          | ROLLER       |
|          |       | RUBBER ON POLYOLEFIN        | 350      |             | SCC-TTL30S420-TPRR   | 4.26          | ROLLER       |
|          |       | POLY U/POLYOLEFIN           | 700      |             | SCC-TTL30S420-PPUR   | 4.26          | ROLLER       |
|          |       | POLYURETHANE/STEEL          | 700      |             | SCC-TTL30S420-PUR    | 6.46          | ROLLER       |
|          |       | SOLID POLYURETHANE          | 700      |             | SCC-TTL30S420-SPUR   | 4.36          | ROLLER       |
|          |       | POLY ON ALUMINUM            | 700      |             | SCC-TTL30S420-PAR    | 5.36          | ROLLER       |
|          |       | CUSHION PU/POLYOLEFIN       | 450      |             | SCC-TTL30S420-SCR    | 4.26          | ROLLER       |
|          |       | EASY ROLLING PU ON STEEL    | 700      |             | SCC-TTL30S420-EZPUR  | 7.05          | ROLLER       |
|          |       | SEMI STEEL                  | 700      |             | SCC-TTL30S420-SSR    | 6.32          | ROLLER       |
|          |       | HEAVY DUTY STEEL            | 900      |             | SCC-TTL30S420-SSR-HD | 7.02          | ROLLER       |
|          |       | EZROLLING STEEL             | 1200     |             | SCC-TTL30S420-CDSR   | 7.55          | ROLLER       |
|          |       | POLYOLEFIN                  | 500      |             | SCC-TTL30S420-POR    | 5.36          | ROLLER       |
|          |       | PHENOLIC                    | 800      |             | SCC-TTL30S420-PHR    | 5.55          | ROLLER       |
|          |       | HIGH TEMP PHENOLIC          | 800      |             | SCC-TTL30S420-PHR-HT | 5.55          | ROLLER       |

#TTL 30 SERIES

# MEDIUM/HEAVY TOTALOCK CASTERS

CAPACITIES TO 1,200# (CONT'D)

| Diameter           | Width | Wheel Material              | Capacity | Load Height | Swivel Number        | Swivel Weight | Bearing Type |
|--------------------|-------|-----------------------------|----------|-------------|----------------------|---------------|--------------|
| 5                  | 2     | RUBBER ON STEEL             | 400      | 6-1/2       | SCC-TTL30S520-RSR    | 6.46          | ROLLER       |
|                    |       | RUBBER ON ALUMINUM          | 500      |             | SCC-TTL30S520-RAR    | 6.05          | ROLLER       |
|                    |       | RUBBER ON POLYOLEFIN        | 325      |             | SCC-TTL30S520-TPRR   | 4.62          | ROLLER       |
|                    |       | POLY U/POLYOLEFIN           | 750      |             | SCC-TTL30S520-PPUR   | 4.62          | ROLLER       |
|                    |       | POLYURETHANE/STEEL          | 1000     |             | SCC-TTL30S520-PUR    | 6.90          | ROLLER       |
|                    |       | SOLID POLYURETHANE          | 1000     |             | SCC-TTL30S520-SPUR   | 4.92          | ROLLER       |
|                    |       | PU ON ALUMINUM              | 1000     |             | SCC-TTL30S520-PAR    | 5.58          | ROLLER       |
|                    |       | CUSHION PU/POLYOLEFIN       | 750      |             | SCC-TTL30S520-SCR    | 4.92          | ROLLER       |
|                    |       | EASY ROLLING PU ON STEEL    | 1200     |             | SCC-TTL30S520-EZPUR  | 7.20          | ROLLER       |
|                    |       | SEMI STEEL                  | 1000     |             | SCC-TTL30S520-SSR    | 8.33          | ROLLER       |
|                    |       | HEAVY DUTY STEEL            | 1200     |             | SCC-TTL30S520-SSR-HD | 9.30          | ROLLER       |
|                    |       | EZROLLING DUCTILE STEEL     | 1200     |             | SCC-TTL30S520-CDSR   | 9.30          | ROLLER       |
|                    |       | POLYOLEFIN                  | 650      |             | SCC-TTL30S520-POR    | 4.92          | ROLLER       |
|                    |       | PHENOLIC                    | 1000     |             | SCC-TTL30S520-PHR    | 6.05          | ROLLER       |
| HIGH TEMP PHENOLIC | 1000  | SCC-TTL30S520-PHR-HT        | 6.05     | ROLLER      |                      |               |              |
| 6                  | 2     | LOW PROFILE RUBBER ON STEEL | 500      | 7-1/2       | SCC-TTL30S620-LPR    | 8.75          | ROLLER       |
|                    |       | RUBBER ON STEEL             | 600      |             | SCC-TTL30S620-RSR    | 7.70          | ROLLER       |
|                    |       | RUBBER ON ALUMINUM          | 1000     |             | SCC-TTL30S620-RAR    | 6.50          | ROLLER       |
|                    |       | RUBBER ON POLYOLEFIN        | 450      |             | SCC-TTL30S620-TPRR   | 5.06          | ROLLER       |
|                    |       | POLY U/POLYOLEFIN           | 550      |             | SCC-TTL30S620-PPUR   | 5.06          | ROLLER       |
|                    |       | POLYURETHANE/STEEL          | 1200     |             | SCC-TTL30S620-PUR    | 8.58          | ROLLER       |
|                    |       | SOLID POLYURETHANE          | 1200     |             | SCC-TTL30S620-SPUR   | 5.06          | ROLLER       |
|                    |       | POLY ON ALUMINUM            | 1200     |             | SCC-TTL30S620-PAR    | 6.00          | ROLLER       |
|                    |       | CUSHION PU/POLYOLEFIN       | 550      |             | SCC-TTL30S620-SCR    | 5.06          | ROLLER       |
|                    |       | EASY ROLLING PU ON STEEL    | 1200     |             | SCC-TTL30S620-EZPUR  | 9.00          | ROLLER       |
|                    |       | SEMI STEEL                  | 1250     |             | SCC-TTL30S620-SSR    | 8.58          | ROLLER       |
|                    |       | HEAVY DUTY STEEL            | 1200     |             | SCC-TTL30S620-SSR-HD | 9.60          | ROLLER       |
|                    |       | DUCTILE STEEL               | 1250     |             | SCC-TTL30S620-DSR    | 9.60          | ROLLER       |
|                    |       | EZROLLING DUCTILE STEEL     | 1200     |             | SCC-TTL30S620-CDSR   | 9.60          | ROLLER       |
| POLYOLEFIN         | 700   | SCC-TTL30S620-POR           | 5.06     | ROLLER      |                      |               |              |
| PHENOLIC           | 1200  | SCC-TTL30S620-PHR           | 7.50     | ROLLER      |                      |               |              |
| HIGH TEMP PHENOLIC | 1200  | SCC-TTL30S620-PHR-HT        | 7.50     | ROLLER      |                      |               |              |
| 8                  | 2     | LOW PROFILE RUBBER ON STEEL | 500      | 9-1/2       | SCC-TTL30S820-LPR    | 11.75         | ROLLER       |
|                    |       | RUBBER ON STEEL             | 675      |             | SCC-TTL30S820-RSR    | 9.68          | ROLLER       |
|                    |       | RUBBER ON ALUMINUM          | 1000     |             | SCC-TTL30S820-RAR    | 7.50          | ROLLER       |
|                    |       | RUBBER ON POLYOLEFIN        | 500      |             | SCC-TTL30S820-TPRR   | 5.50          | ROLLER       |
|                    |       | POLY U/POLYOLEFIN           | 550      |             | SCC-TTL30S820-PPUR   | 5.50          | ROLLER       |
|                    |       | POLYURETHANE/STEEL          | 1250     |             | SCC-TTL30S820-PUR    | 12.10         | ROLLER       |
|                    |       | SOLID POLYURETHANE          | 1200     |             | SCC-TTL30S820-SPUR   | 5.50          | ROLLER       |
|                    |       | POLY ON ALUMINUM            | 1250     |             | SCC-TTL30S820-PAR    | 5.50          | ROLLER       |
|                    |       | CUSHION PU/POLYOLEFIN       | 550      |             | SCC-TTL30S820-SCR    | 5.50          | ROLLER       |
|                    |       | EASY ROLLING PU ON STEEL    | 1200     |             | SCC-TTL30S820-EZPUR  | 13.10         | ROLLER       |
|                    |       | SEMI STEEL                  | 1250     |             | SCC-TTL30S820-SSR    | 12.10         | ROLLER       |
|                    |       | HEAVY DUTY STEEL            | 1200     |             | SCC-TTL30S820-SSR-HD | 13.10         | ROLLER       |
|                    |       | DUCTILE STEEL               | 1250     |             | SCC-TTL30S820-DSR    | 13.10         | ROLLER       |
|                    |       | EZROLLING DUCTILE STEEL     | 1200     |             | SCC-TTL30S820-CDSR   | 13.10         | ROLLER       |
| POLYOLEFIN         | 900   | SCC-TTL30S820-POR           | 5.50     | ROLLER      |                      |               |              |
| PHENOLIC           | 1250  | SCC-TTL30S820-PHR           | 7.75     | ROLLER      |                      |               |              |

## ■ BEARING OPTIONS

- R-ROLLER BEARING
- D-DELFIN
- P-PRECISION
- B-BALL BEARING
- S-SLEEVE OR PLAIN BEARING

#30 SERIES

# MEDIUM/HEAVY DUTY STAINLESS CASTERS

## STANDARD FEATURES

- #304 STAINLESS STEEL CONSTRUCTION THROUGHOUT
- 100% WASHABLE
- 1/2" STAINLESS PRECISION KINGPIN
- 1/2" STAINLESS AXLE AND LOCK NUT
- DOUBLE STAINLESS STEEL BALL BEARING RACEWAY

## APPLICATIONS


- WASHDOWN ENVIRONMENTS
- FOOD SERVICE CARTS AND FOOD PROCESSING
- HOSPITAL AND PHARMACEUTICAL CARTS
- LABORATORY EQUIPMENT

## OPTIONS

- SLB-SIDE LOCK BRAKE
- PLB-POSI LOCK BRAKE
- SEALED SWIVEL RACEWAY
- 4 POSITION SWIVEL LOCK (WSL), (BSL)

## BEARING OPTIONS

- R-ROLLER BEARING
- D-DELTRIN
- P-PRECISION
- B-BALL BEARING
- S-SLEEVE OR PLAIN BEARING



| Dia-meter | Width | Wheel Material        | Capacity | Load Height | Swivel Number     | Swivel Weight | Rigid Number      | Rigid Weight | Bearing Type |
|-----------|-------|-----------------------|----------|-------------|-------------------|---------------|-------------------|--------------|--------------|
| 4         | 2     | PHENOLIC              | 600      | 5-5/8       | SCC-SS30S420-PHR  | 6.25          | SCC-SS30R420-PHR  | 3.82         | ROLLER       |
|           |       | POLYOLEFIN            | 450      |             | SCC-SS30S420-POR  | 5.08          | SCC-SS30R420-POR  | 3.83         | ROLLER       |
|           |       | PU/POLYOLEFIN         | 600      |             | SCC-SS30S420-PPUR | 3.98          | SCC-SS30R420-PPUR | 2.83         | ROLLER       |
|           |       | SOLID POLYURETHANE    | 700      |             | SCC-SS30S420-SPUR | 3.98          | SCC-SS30R420-SPUR | 3.98         | ROLLER       |
|           |       | RUBBER/POLYOLEFIN     | 400      |             | SCC-SS30S420-TPRR | 3.98          | SCC-SS30R420-TPRR | 2.83         | ROLLER       |
|           |       | CUSHION PU/POLYOLEFIN | 800      |             | SCC-SS30S420-SCR  | 3.98          | SCC-SS30R420-SCR  | 2.83         | ROLLER       |
| 5         | 2     | PHENOLIC              | 650      | 6-1/2       | SCC-SS30S520-PHR  | 5.75          | SCC-SS30R520-PHR  | 4.32         | ROLLER       |
|           |       | POLYOLEFIN            | 650      |             | SCC-SS30S520-POR  | 4.82          | SCC-SS30R520-POR  | 3.19         | ROLLER       |
|           |       | PU/POLYOLEFIN         | 750      |             | SCC-SS30S520-PPUR | 4.82          | SCC-SS30R520-PPUR | 3.19         | ROLLER       |
|           |       | SOLID POLYURETHANE    | 1000     |             | SCC-SS30S520-SPUR | 4.82          | SCC-SS30R520-SPUR | 3.19         | ROLLER       |
|           |       | RUBBER/POLYOLEFIN     | 450      |             | SCC-SS30S520-TPRR | 4.82          | SCC-SS30R520-TPRR | 3.19         | ROLLER       |
|           |       | CUSHION PU/POLYOLEFIN | 750      |             | SCC-SS30S520-SCR  | 4.82          | SCC-SS30R520-SCR  | 3.19         | ROLLER       |
| 6         | 2     | PHENOLIC              | 650      | 7-1/2       | SCC-SS30S620-PHR  | 7.50          | SCC-SS30R620-PHR  | 8.50         | ROLLER       |
|           |       | POLYOLEFIN            | 700      |             | SCC-SS30S620-POR  | 5.08          | SCC-SS30R620-POR  | 4.06         | ROLLER       |
|           |       | PU/POLYOLEFIN         | 900      |             | SCC-SS30S620-PPUR | 5.08          | SCC-SS30R620-PPUR | 4.06         | ROLLER       |
|           |       | SOLID POLYURETHANE    | 1200     |             | SCC-SS30S620-SPUR | 5.08          | SCC-SS30R620-SPUR | 4.06         | ROLLER       |
|           |       | RUBBER/POLYOLEFIN     | 550      |             | SCC-SS30S620-TPRR | 5.08          | SCC-SS30R620-TPRR | 4.06         | ROLLER       |
|           |       | CUSHION PU/POLYOLEFIN | 900      |             | SCC-SS30S620-SCR  | 5.08          | SCC-SS30R620-SCR  | 4.06         | ROLLER       |
| 8         | 2     | PHENOLIC              | 675      | 9-1/2       | SCC-SS30S820-PHR  | 7.75          | SCC-SS30R820-PHR  | 8.75         | ROLLER       |
|           |       | POLYOLEFIN            | 800      |             | SCC-SS30S820-POR  | 5.50          | SCC-SS30R820-POR  | 4.50         | ROLLER       |
|           |       | PU/POLYOLEFIN         | 1000     |             | SCC-SS30S820-PPUR | 5.50          | SCC-SS30R820-PPUR | 4.50         | ROLLER       |
|           |       | SOLID POLYURETHANE    | 1200     |             | SCC-SS30S820-SPUR | 5.50          | SCC-SS30R820-SPUR | 4.50         | ROLLER       |
|           |       | RUBBER/POLYOLEFIN     | 700      |             | SCC-SS30S820-TPRR | 5.50          | SCC-SS30R820-TPRR | 4.50         | ROLLER       |
|           |       | CUSHION PU/POLYOLEFIN | 1000     |             | SCC-SS30S820-SCR  | 5.50          | SCC-SS30R820-SCR  | 4.50         | ROLLER       |

#SS 30 SERIES

# MEDIUM/HEAVY DUTY COLD FORGED CASTERS

## CAPACITIES TO 1,500#

### STANDARD FEATURES

- LARGE DOUBLE BALL BEARING RACEWAY AND TOP PLATE, HEAT TREATED FOR LONG WEAR AND ADDED STRENGTH
- BRIGHT ZINC PLATED
- TOP PLATE AND YOKE 1/4" COLD FORGED STEEL
- 3/4" DIAMETER HEAT TREATED KING PIN AND NUT
- 3/4" ROLLER BEARINGS WITH HARDENED OUTER RACEWAY
- HARDENED SPANNER BUSHINGS WITH HOLE AND GREASE GROOVE
- 1/2" DIAMETER AXLE BOLT AND LOCK UNT
- ENHANCED CAPABILITIES FOR MEDIUM DUTY TOWED EQUIPMENT BY VIRTUE OF ITS LARGER TOP PLATE/RACEWAY AND KING PIN AND LONG SWIVEL LEAD
- GREASE FITTINGS IN SWIVEL RACEWAY AND WHEEL
- WIDE SELECTION OF WHEEL TYPES

### APPLICATIONS

- PLATFORM TRUCKS
- MEDIUM DUTY CASTER STEER TRAILERS
- TOWLINE CARTS
- MAINTENANCE CARTS
- FREIGHT TERMINAL CARTS
- MOBILE PLAFORMS

### TOP PLATE DIMENSIONS AND BOLT HOLE PATTERN

- 4-1/2x6-1/4 TOP PLATE
- BOLT HOLE PATTERN SLOTTED 2-7/16x4-15/16 TO 3-3/8x5-1/4
- ATTACHING BOLT SIZE 1/2"

### OPTIONS

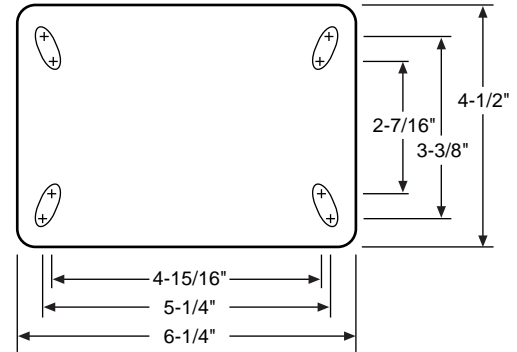
- 4 POSITION SWIVEL LOCKS (WSL), (BSL)
- FLANGED DELRIN OR BALL BEARINGS
- NEOPRENE GREASE SEALS
- ZERK AXLE
- THREAD GUARDS
- SEALED SWIVEL RACEWAYS

### OPTIONAL WHEEL BRAKE

- TLB- (USED ON SWIVEL ) TOP LOCK BRAKE
- SLB- (GOOD ON BOTH SWIVEL AND RIGID)
- FACE CONTACT BRAKE (GOOD ON BOTH SWIVEL AND RIGID)

### BEARING OPTIONS

- R-ROLLER BEARING
- B-BALL BEARING
- D-DELRIN
- S-SLEEVE OR PLAIN BEARING
- P-PRECISION



| Dia-<br>meter | Width | Wheel<br>Material        | Cap-<br>acity | Load<br>Height | Swivel<br>Number  | Swivel<br>Weight | Rigid<br>Number   | Rigid<br>Weight | Bearing<br>Type |
|---------------|-------|--------------------------|---------------|----------------|-------------------|------------------|-------------------|-----------------|-----------------|
|               |       | RUBBER ON STEEL          | 300           |                | SCC-35S420-RSR    | 8.36             | SCC-35R420-RSR    | 6.80            | ROLLER          |
|               |       | RUBBER ON ALUMINUM       | 400           |                | SCC-35S420-RAR    | 6.00             | SCC-35R420-RAR    | 5.00            | ROLLER          |
|               |       | RUBBER ON POLYURETHANE   | 450           |                | SCC-35S420-TPRR   | 6.16             | SCC-35R420-TPRR   | 4.60            | ROLLER          |
|               |       | POLY U/POLYOLEFIN        | 700           |                | SCC-35S420-PPUR   | 6.16             | SCC-35R420-PPUR   | 4.60            | ROLLER          |
|               |       | POLYURETHANE/STEEL       | 700           |                | SCC-35S420-PUR    | 8.36             | SCC-35R420-PUR    | 6.80            | ROLLER          |
|               |       | SOLID POLYURETHANE       | 700           |                | SCC-35S420-SPUR   | 6.16             | SCC-35R420-SPUR   | 4.60            | ROLLER          |
|               |       | POLY ON ALUMINUM         | 800           |                | SCC-35S420-PAR    | 7.26             | SCC-35R420-PAR    | 5.70            | ROLLER          |
|               |       | CUSHION PU/POLYOLEFIN    | 700           |                | SCC-35S420-SCR    | 6.16             | SCC-35R420-SCR    | 4.66            | ROLLER          |
| 4             | 2     | EASY ROLLING PU ON STEEL | 700           | 5-5/8          | SCC-35S420-EZPUR  | 9.50             | SCC-35R420-EZPUR  | 8.00            | ROLLER          |
|               |       | SEMI STEEL               | 700           |                | SCC-35S420-SSR    | 7.92             | SCC-35R420-SSR    | 6.36            | ROLLER          |
|               |       | HEAVY DUTY STEEL         | 900           |                | SCC-35S420-SSR-HD | 9.25             | SCC-35R420-SSR-HD | 7.75            | ROLLER          |
|               |       | DUCTILE STEEL            | 1500          |                | SCC-35S420-DSR    | 9.25             | SCC-35R420-DSR    | 7.75            | ROLLER          |
|               |       | EZROLLING DUCTILE STEEL  | 1500          |                | SCC-35S420-CDSR   | 9.25             | SCC-35R420-CDSR   | 7.75            | ROLLER          |
|               |       | V-GROOVE                 | 1000          |                | SCC-35S420-VGR    | 8.91             | SCC-35R420-VGR    | 7.36            | ROLLER          |
|               |       | POLYOLEFIN               | 450           |                | SCC-35S420-POR    | 5.75             | SCC-35R420-POR    | 4.75            | ROLLER          |
|               |       | PHENOLIC                 | 800           |                | SCC-35S420-PHR    | 7.00             | SCC-35R420-PHR    | 6.00            | ROLLER          |
|               |       | HIGH REMP PHENOLIC       | 800           |                | SCC-35S420-PHR-HT | 7.00             | SCC-35R420-PHR-HT | 5.50            | ROLLER          |

# MEDIUM/HEAVY DUTY COLD FORGED CASTERS

## CAPACITIES TO 1,500# (CONT'D)

| Dia-meter | Width | Wheel Material              | Capacity | Load Height | Swivel Number     | Swivel Weight | Rigid Number      | Rigid Weight | Bearing Type |
|-----------|-------|-----------------------------|----------|-------------|-------------------|---------------|-------------------|--------------|--------------|
|           |       | RUBBER ON STEEL             | 450      |             | SCC-35S520-RSR    | 8.36          | SCC-35R520-RSR    | 6.80         | ROLLER       |
|           |       | RUBBER ON ALUMINUM          | 500      |             | SCC-35S520-RAR    | 7.00          | SCC-35R520-RAR    | 6.00         | ROLLER       |
|           |       | RUBBER ON POLYURETHANE      | 500      |             | SCC-35S520-TPRR   | 6.82          | SCC-35R520-TPRR   | 5.26         | ROLLER       |
|           |       | POLY U/POLYOLEFIN           | 750      |             | SCC-35S520-PPUR   | 6.82          | SCC-35R520-PPUR   | 5.26         | ROLLER       |
|           |       | POLYURETHANE/STEEL          | 1200     |             | SCC-35S520-PUR    | 8.80          | SCC-35R520-PUR    | 7.24         | ROLLER       |
|           |       | SOLID POLYURETHANE          | 1000     |             | SCC-35S520-SPUR   | 6.82          | SCC-35R520-SPUR   | 5.26         | ROLLER       |
|           |       | POLY ON ALUMINUM            | 900      |             | SCC-35S520-PAR    | 7.48          | SCC-35R520-PAR    | 5.92         | ROLLER       |
| 5         | 2     | CUSHION PU/POLYOLEFIN       | 750      |             | SCC-35S520-SCR    | 6.82          | SCC-35R520-SCR    | 5.32         | ROLLER       |
|           |       | EASY ROLLING PU ON STEEL    | 1200     | 6-1/2       | SCC-35S520-EZPUR  | 10.00         | SCC-35R520-EZPUR  | 8.50         | ROLLER       |
|           |       | SEMI STEEL                  | 1000     |             | SCC-35S520-SSR    | 10.12         | SCC-35R520-SSR    | 8.56         | ROLLER       |
|           |       | HEAVY DUTY STEEL            | 1200     |             | SCC-35S520-SSR-HD | 11.00         | SCC-35R520-SSR-HD | 9.50         | ROLLER       |
|           |       | EZROLLING DUCTILE STEEL     | 1200     |             | SCC-35S520-CDSR   | 11.00         | SCC-35R520-CDSR   | 9.50         | ROLLER       |
|           |       | V-GROOVE                    | 1100     |             | SCC-35S520-VGR    | 10.78         | SCC-35R520-VGR    | 9.22         | ROLLER       |
|           |       | POLYOLEFIN                  | 650      |             | SCC-35S520-POR    | 6.50          | SCC-35R520-POR    | 4.50         | ROLLER       |
|           |       | PHENOLIC                    | 1000     |             | SCC-35S520-PHR    | 7.00          | SCC-35R520-PHR    | 6.00         | ROLLER       |
|           |       | LOW PROFILE RUBBER ON STEEL | 600      |             | SCC-35S620-LPR    | 10.00         | SCC-35R620-LPR    | 9.00         | ROLLER       |
|           |       | RUBBER ON STEEL             | 500      |             | SCC-35S620-RSR    | 9.90          | SCC-35R620-RSR    | 8.34         | ROLLER       |
|           |       | RUBBER ON ALUMINUM          | 550      |             | SCC-35S620-RAR    | 7.75          | SCC-35R620-RAR    | 6.75         | ROLLER       |
|           |       | RUBBER ON POLYURETHANE      | 550      |             | SCC-35S620-TPRR   | 7.26          | SCC-35R620-TPRR   | 5.70         | ROLLER       |
|           |       | POLY U/POLYOLEFIN           | 900      |             | SCC-35S620-PPUR   | 7.26          | SCC-35R620-PPUR   | 5.70         | ROLLER       |
|           |       | POLYURETHANE/STEEL          | 1200     |             | SCC-35S620-PUR    | 10.78         | SCC-35R620-PUR    | 9.22         | ROLLER       |
|           |       | SOLID POLYURETHANE          | 1200     |             | SCC-35S620-SPUR   | 7.26          | SCC-35R620-SPUR   | 5.70         | ROLLER       |
|           |       | POLY ON ALUMINUM            | 1000     |             | SCC-35S620-PAR    | 7.70          | SCC-35R620-PAR    | 6.14         | ROLLER       |
| 6         | 2     | CUSHION PU/POLYOLEFIN       | 900      | 7-1/2       | SCC-35S620-SCR    | 7.62          | SCC-35R620-SCR    | 5.76         | ROLLER       |
|           |       | EASY ROLLING PU ON STEEL    | 1200     |             | SCC-35S620-EZPUR  | 11.78         | SCC-35R620-EZPUR  | 10.28        | ROLLER       |
|           |       | SEMI STEEL                  | 1200     |             | SCC-35S620-SSR    | 10.78         | SCC-35R620-SSR    | 9.22         | ROLLER       |
|           |       | HEAVY DUTY STEEL            | 1200     |             | SCC-35S620-SSR-HD | 12.00         | SCC-35R620-SSR-HD | 10.50        | ROLLER       |
|           |       | DUCTILE STEEL               | 1200     |             | SCC-35S620-DSR    | 12.00         | SCC-35R620-DSR    | 10.50        | ROLLER       |
|           |       | EZROLLING DUCTILE STEEL     | 1200     |             | SCC-35S620-CDSR   | 12.00         | SCC-35R620-CDSR   | 10.50        | ROLLER       |
|           |       | V-GROOVE                    | 1200     |             | SCC-35S620-VGR    | 12.32         | SCC-35R620-VGR    | 10.76        | ROLLER       |
|           |       | POLYOLEFIN                  | 750      |             | SCC-35S620-POR    | 7.25          | SCC-35R620-POR    | 6.25         | ROLLER       |
|           |       | PHENOLIC                    | 1200     |             | SCC-35S620-PHR    | 8.25          | SCC-35R620-PHR    | 7.25         | ROLLER       |
|           |       | HIGH TEMP PHENOLIC          | 1200     |             | SCC-35S620-PHR-HT | 8.25          | SCC-35R620-PHR-HT | 6.75         | ROLLER       |
| 6         | 2-1/2 | RUBBER ON STEEL             | 600      | 7-1/2       | SCC-35S625-RSR    | 12.75         | SCC-35R625-RSR    | 11.75        | ROLLER       |
|           |       | POLYURETHANE/STEEL          | 1500     |             | SCC-35S625-PUR    | 13.00         | SCC-35R625-PUR    | 12.00        | ROLLER       |
|           |       | SEMI STEEL                  | 1500     |             | SCC-35S625-SSR    | 12.75         | SCC-35R625-SSR    | 11.75        | ROLLER       |
|           |       | PHENOLIC                    | 1500     |             | SCC-35S625-PHR    | 9.50          | SCC-35R625-PHR    | 8.50         | ROLLER       |
|           |       | LOW PROFILE RUBBER ON STEEL | 700      |             | SCC-35S820-LPR    | 11.50         | SCC-35R820-LPR    | 10.50        | ROLLER       |
|           |       | RUBBER ON STEEL             | 600      |             | SCC-35S820-RSR    | 11.88         | SCC-35R820-RSR    | 10.32        | ROLLER       |
|           |       | RUBBER ON ALUMINUM          | 600      |             | SCC-35S820-RAR    | 9.25          | SCC-35R820-RAR    | 8.25         | ROLLER       |
|           |       | RUBBER ON POLYURETHANE      | 600      |             | SCC-35S820-TPRR   | 7.70          | SCC-35R820-TPRR   | 6.14         | ROLLER       |
|           |       | POLY U/POLYOLEFIN           | 950      |             | SCC-35S820-PPUR   | 7.70          | SCC-35R820-PPUR   | 6.14         | ROLLER       |
|           |       | POLYURETHANE/STEEL          | 1400     |             | SCC-35S820-PUR    | 14.30         | SCC-35R820-PUR    | 12.74        | ROLLER       |
|           |       | SOLID POLYURETHANE          | 1400     |             | SCC-35S820-SPUR   | 7.70          | SCC-35R820-SPUR   | 6.14         | ROLLER       |
|           |       | POLY ON ALUMINUM            | 1100     |             | SCC-35S820-PAR    | 7.70          | SCC-35R820-PAR    | 6.14         | ROLLER       |
| 8         | 2     | CUSHION PU/POLYOLEFIN       | 950      | 9-1/2       | SCC-35S820-SCR    | 7.70          | SCC-35R820-SCR    | 6.20         | ROLLER       |
|           |       | EASY ROLLING PU ON STEEL    | 1400     | &           | SCC-35S820-EZPUR  | 15.30         | SCC-35R820-EZPUR  | 13.80        | ROLLER       |
|           |       | SEMI STEEL                  | 1400     | 10-1/8      | SCC-35S820-SSR    | 14.30         | SCC-35R820-SSR    | 12.74        | ROLLER       |
|           |       | HEAVY DUTY STEEL            | 1400     |             | SCC-35S820-SSR-HD | 15.30         | SCC-35R820-SSR-HD | 13.80        | ROLLER       |
|           |       | DUCTILE STEEL               | 1400     |             | SCC-35S820-DSR    | 15.30         | SCC-35R820-DSR    | 13.80        | ROLLER       |
|           |       | EZROLLING DUCTILE STEEL     | 1400     |             | SCC-35S820-CDSR   | 15.30         | SCC-35R820-CDSR   | 13.80        | ROLLER       |
|           |       | V-GROOVE                    | 1400     |             | SCC-35S820-VGR    | 16.94         | SCC-35R820-VGR    | 15.38        | ROLLER       |
|           |       | POLYOLEFIN                  | 1000     |             | SCC-35S820-POR    | 8.50          | SCC-35R820-POR    | 7.50         | ROLLER       |
|           |       | PHENOLIC                    | 1400     |             | SCC-35S820-PHR    | 9.50          | SCC-35R820-PHR    | 8.50         | ROLLER       |
| 8         | 2-1/2 | RUBBER ON STEEL             | 800      | 9-1/2       | SCC-35S825-RSR    | 13.75         | SCC-35R825-RSR    | 12.75        | ROLLER       |
|           |       | POLYURETHANE/STEEL          | 1500     | &           | SCC-35S825-PUR    | 15.25         | SCC-35R825-PUR    | 14.25        | ROLLER       |
|           |       | SEMI STEEL                  | 1500     |             | SCC-35S825-SSR    | 14.25         | SCC-35R825-SSR    | 13.25        | ROLLER       |
|           |       | PHENOLIC                    | 1500     | 10-1/8      | SCC-35S825-PHR    | 11.00         | SCC-35R825-PHR    | 10.00        | ROLLER       |
| 10        | 2-1/2 | RUBBER ON STEEL             | 900      | 11-1/2      | SCC-35S1025-RSR   | 16.00         | SCC-35R1025-RSR   | 15.00        | ROLLER       |
|           |       | POLYURETHANE/STEEL          | 1500     |             | SCC-35S1025-PUR   | 17.50         | SCC-35R1025-PUR   | 16.50        | ROLLER       |
|           |       | SEMI STEEL                  | 1500     |             | SCC-35S1025-SSR   | 16.50         | SCC-35R1025-SSR   | 15.50        | ROLLER       |
|           |       | PHENOLIC                    | 1500     |             | SCC-35S1025-PHR   | 12.75         | SCC-35R1025-PHR   | 11.75        | ROLLER       |

#35 SERIES

**■ BEARING OPTIONS**

- R-ROLLER BEARING ● D-DELFIN ● P-PRECISION ● B-BALL BEARING ● S-SLEEVE OR PLAIN BEARING

# MEDIUM/HEAVY DUTY KINGPINLESS SWIVEL CASTERS

## CAPACITIES TO 2,000#

### STANDARD FEATURES

- THIS UNIQUE HOT FORGED ASTM1045 STEEL DESIGN ELIMINATES PROBLEMS ASSOCIATED WITH KINGPIN FAILURE DUE TO SEVERE SHOCK LOADING
- TOP PLATED AND INNER RACEWAY ARE INTEGRALLY FORGED CONSTRUCTION
- PRECISION MACHINED AND INDUCTION HARDENED SEALED RACEWAY PROVIDES EXCEPTIONALLY SMOOTH PERFORMANCE
- 3/8" DIAMETER HRC45 STEEL BALL BEARING ABSORB THRUST AND LOAD IN SEVERE ENVIRONMENTS
- ZINK PLATED
- GREASE FITTING IN SWIVEL RACEWAY

### APPLICATIONS

- WHEREVER SEVERE SHOCK LOADS ARE ANTICIPATED

### BRAKE OPTIONS



- SLB-SIDE LOCK BRAKE
- FCB-FACE CONTACT BRAKE
- 4 POSITION SWIVEL LOCK (BSL)

### BEARING OPTIONS

- R-ROLLER BEARING
- D-DELTRIN
- P-PRECISION
- B-BALL BEARING
- S-SLEEVE OR PLAIN BEARING



PLATE DIMENSIONS AND BOLT HOLE PATTERN

| # |  |  |
|---|---|---|
| 1 | 4x4-1/2   | 2-5/8x3-5/8 TO 3x3  |
| 2 | 4-1/2x6-1/4   | 2-7/16x4-15/16 TO 3-3/8x5-1/4   |
| 3 | 5x5-1/2   | 4-1/8x4-1/2   |

| Diameter | Width | Wheel Material              | Capacity | Load Height | Swivel Number       | Swivel Weight | Bearing Type |
|----------|-------|-----------------------------|----------|-------------|---------------------|---------------|--------------|
|          |       | LOW PROFILE RUBBER ON STEEL | 300      |             | SCC-KP35S420-LRSR   | 6.16          | ROLLER       |
|          |       | RUBBER ON STEEL             | 300      |             | SCC-KP35S420-RSR    | 6.16          | ROLLER       |
|          |       | RUBBER ON ALUMINUM          | 400      |             | SCC-KP35S420-RAR    | 5.06          | ROLLER       |
|          |       | RUBBER ON POLYOLEFIN        | 450      |             | SCC-KP35S420-TPRR   | 3.96          | ROLLER       |
|          |       | POLY U/POLYOLEFIN           | 700      |             | SCC-KP35S420-PPUR   | 3.96          | ROLLER       |
|          |       | POLYURETHANE/STEEL          | 700      |             | SCC-KP35S420-PUR    | 6.16          | ROLLER       |
|          |       | SOLID POLYURETHANE          | 700      |             | SCC-KP35S420-SPUR   | 3.96          | ROLLER       |
|          |       | POLY ON ALUMINUM            | 700      |             | SCC-KP35S420-PAR    | 5.06          | ROLLER       |
| 4        | 2     | EASY ROLLING PU ON STEEL    | 700      | 5-5/8       | SCC-KP35S420-EZPUR  | 6.75          | ROLLER       |
|          |       | SEMI STEEL                  | 700      |             | SCC-KP35S420-SSR    | 5.72          | ROLLER       |
|          |       | HEAVY DUTY STEEL            | 900      |             | SCC-KP35S420-SSR-HD | 6.72          | ROLLER       |
|          |       | DONUT TREAD POLYURETHANE    | 600      |             | SCC-KP35S420-DPRR   | 3.96          | ROLLER       |
|          |       | NYLON                       | 500      |             | SCC-KP35S420-NR     | 3.96          | ROLLER       |
|          |       | DUCTILE STEEL               | 1500     |             | SCC-KP35S420-DSR    | 7.51          | ROLLER       |
|          |       | EZROLLING DUCTILE STEEL     | 1500     |             | SCC-KP35S420-CDSR   | 7.05          | ROLLER       |
|          |       | V-GROOVE                    | 1000     |             | SCC-KP35S420-VGR    | 6.71          | ROLLER       |
|          |       | POLYOLEFIN                  | 450      |             | SCC-KP35S420-POR    | 5.06          | ROLLER       |
|          |       | PHENOLIC                    | 800      |             | SCC-KP35S420-PHR    | 5.25          | ROLLER       |
|          |       | HIGH TEMP PHENOLIC          | 800      |             | SCC-KP35S420-PHR-HT | 5.25          | ROLLER       |



# MEDIUM/HEAVY DUTY KINGPINLESS SWIVEL CASTERS

## CAPACITIES TO 2,000# (CONT'D)

| Diameter           | Width | Wheel Material              | Capacity | Load Height          | Swivel Number       | Swivel Weight | Bearing Type |
|--------------------|-------|-----------------------------|----------|----------------------|---------------------|---------------|--------------|
| 5                  | 2     | RUBBER ON STEEL             | 450      | 6-1/2                | SCC-KP35S520-RSR    | 6.16          | ROLLER       |
|                    |       | RUBBER ON ALUMINUM          | 500      |                      | SCC-KP35S520-RAR    | 5.75          | ROLLER       |
|                    |       | RUBBER ON POLYOLEFIN        | 500      |                      | SCC-KP35S520-TPRR   | 4.62          | ROLLER       |
|                    |       | POLY U/POLYOLEFIN           | 750      |                      | SCC-KP35S520-PPUR   | 4.62          | ROLLER       |
|                    |       | POLYURETHANE/STEEL          | 1200     |                      | SCC-KP35S520-PUR    | 6.60          | ROLLER       |
|                    |       | SOLID POLYURETHANE          | 1000     |                      | SCC-KP35S520-SPUR   | 4.62          | ROLLER       |
|                    |       | POLY ON ALUMINUM            | 900      |                      | SCC-KP35S520-PAR    | 5.28          | ROLLER       |
|                    |       | EASY ROLLING PU ON STEEL    | 1000     |                      | SCC-KP35S520-EZPUR  | 7.01          | ROLLER       |
|                    |       | SEMI STEEL                  | 1000     |                      | SCC-KP35S520-SSR    | 7.92          | ROLLER       |
|                    |       | HEAVY DUTY STEEL            | 1000     |                      | SCC-KP35S520-SSR-HD | 9.01          | ROLLER       |
|                    |       | DONUT TREAD POLYURETHANE    | 900      |                      | SCC-KP35S520-DPRR   | 5.91          | ROLLER       |
|                    |       | ELASTOMER                   | 1000     |                      | SCC-KP35S520-EP     | 5.51          | PRECISION    |
|                    |       | NYLON                       | 700      |                      | SCC-KP35S520-NR     | 5.51          | ROLLER       |
|                    |       | DUCTILE SETTL               | 1500     |                      | SCC-KP35S520-DSR    | 9.25          | ROLLER       |
|                    |       | EZROLLING DUCTILE STEEL     | 1500     |                      | SCC-KP35S520-CDSR   | 9.01          | ROLLER       |
|                    |       | V-GROOVE                    | 1100     |                      | SCC-KP35S520-VGR    | 8.58          | ROLLER       |
|                    |       | POLYOLEFIN                  | 650      |                      | SCC-KP35S520-POR    | 4.62          | ROLLER       |
|                    |       | PHENOLIC                    | 1000     |                      | SCC-KP35S520-PHR    | 5.75          | ROLLER       |
| HIGH TEMP PHENOLIC | 1000  | SCC-KP35S520-PHR-HT         | 5.75     | ROLLER               |                     |               |              |
| 6                  | 2     | LOW PROFILE RUBBER ON STEEL | 600      | 7-1/2                | SCC-KP35S620-LRSR   | 8.75          | ROLLER       |
|                    |       | RUBBER ON STEEL             | 500      |                      | SCC-KP35S620-RSR    | 7.71          | ROLLER       |
|                    |       | RUBBER ON ALUMINUM          | 550      |                      | SCC-KP35S620-RAR    | 6.61          | ROLLER       |
|                    |       | RUBBER ON POLYOLEFIN        | 550      |                      | SCC-KP35S620-TPRR   | 5.06          | ROLLER       |
|                    |       | POLY U/POLYOLEFIN           | 900      |                      | SCC-KP35S620-PPUR   | 5.06          | ROLLER       |
|                    |       | POLYURETHANE/STEEL          | 1200     |                      | SCC-KP35S620-PUR    | 8.58          | ROLLER       |
|                    |       | SOLID POLYURETHANE          | 1200     |                      | SCC-KP35S620-SPUR   | 5.06          | ROLLER       |
|                    |       | POLY ON ALUMINUM            | 1000     |                      | SCC-KP35S620-PAR    | 6.01          | ROLLER       |
|                    |       | EASY ROLLING PU ON STEEL    | 1200     |                      | SCC-KP35S620-EZPUR  | 9.01          | ROLLER       |
|                    |       | SEMI STEEL                  | 1100     |                      | SCC-KP35S620-SSR    | 8.58          | ROLLER       |
|                    |       | HEAVY DUTY STEEL            | 1200     |                      | SCC-KP35S620-SSR-HD | 9.61          | ROLLER       |
|                    |       | DUCTILE STEEL               | 1500     |                      | SCC-KP35S620-DSR    | 9.61          | ROLLER       |
|                    |       | DONUT TREAD POLYURETHANE    | 1000     |                      | SCC-KP35S620-DPRR   | 5.91          | ROLLER       |
|                    |       | ELASTOMER                   | 1200     |                      | SCC-KP35S620-EP     | 5.51          | PRECISION    |
|                    |       | NYLON                       | 800      |                      | SCC-KP35S620-NR     | 5.51          | ROLLER       |
|                    |       | GRAY DONUT RUBBER/ALUMINUM  | 420      |                      | SCC-KP35S620-RAR-GD | 6.41          | ROLLER       |
|                    |       | GRAY DONUT RUBBER/STEEL     | 420      |                      | SCC-KP35S620-RSR-GD | 6.91          | ROLLER       |
|                    |       | EZROLLING DUCTILE STEEL     | 2000     |                      | SCC-KP35S620-CDSR   | 6.91          | ROLLER       |
| V-GROOVE           | 1200  | SCC-KP35S620-VGR            | 10.12    | ROLLER               |                     |               |              |
| POLYOLEFIN         | 750   | SCC-KP35S620-POR            | 5.06     | ROLLER               |                     |               |              |
| PHENOLIC           | 1200  | SCC-KP35S620-PHR            | 7.51     | ROLLER               |                     |               |              |
| HIGH TEMP PHENOLIC | 1200  | SCC-KP35S620-PHR-HT         | 7.51     | ROLLER               |                     |               |              |
| 8                  | 2     | LOW PROFILE RUBBER ON STEEL | 600      | 9-1/2<br>&<br>10-1/8 | SCC-KP35S820-LRSR   | 11.75         | ROLLER       |
|                    |       | RUBBER ON STEEL             | 500      |                      | SCC-KP35S820-RSR    | 9.68          | ROLLER       |
|                    |       | RUBBER ON ALUMINUM          | 550      |                      | SCC-KP35S820-RAR    | 7.51          | ROLLER       |
|                    |       | RUBBER ON POLYOLEFIN        | 550      |                      | SCC-KP35S820-TPRR   | 5.51          | ROLLER       |
|                    |       | POLY U/POLYOLEFIN           | 900      |                      | SCC-KP35S820-PPUR   | 5.51          | ROLLER       |
|                    |       | POLYURETHANE/STEEL          | 1200     |                      | SCC-KP35S820-PUR    | 12.11         | ROLLER       |
|                    |       | SOLID POLYURETHANE          | 1400     |                      | SCC-KP35S820-SPUR   | 5.51          | ROLLER       |
|                    |       | POLY ON ALUMINUM            | 1000     |                      | SCC-KP35S820-PAR    | 5.51          | ROLLER       |
|                    |       | EASY ROLLING PU ON STEEL    | 1500     |                      | SCC-KP35S820-EZPUR  | 13.11         | ROLLER       |
|                    |       | SEMI STEEL                  | 1200     |                      | SCC-KP35S820-SSR    | 13.11         | ROLLER       |
|                    |       | HEAVY DUTY STEEL            | 1200     |                      | SCC-KP35S820-SSR-HD | 13.11         | ROLLER       |
|                    |       | DUCTILE STEEL               | 2000     |                      | SCC-KP35S820-DSR    | 13.11         | ROLLER       |
|                    |       | DONUT TREAD POLYURETHANE    | 1200     |                      | SCC-KP35S820-DPRR   | 5.91          | ROLLER       |
|                    |       | ELASTOMER                   | 1200     |                      | SCC-KP35S820-EP     | 5.51          | PRECISION    |
|                    |       | NYLON                       | 1200     |                      | SCC-KP35S820-NR     | 5.51          | ROLLER       |
|                    |       | GRAY DONUT RUBBER/ALUMINUM  | 500      |                      | SCC-KP35S820-RAR-GD | 6.41          | ROLLER       |
|                    |       | GRAY DONUT RUBBER/STEEL     | 500      |                      | SCC-KP35S820-RSR-GD | 6.91          | ROLLER       |
|                    |       | EZROLLING DUCTILE STEEL     | 2000     |                      | SCC-KP35S820-CDSR   | 13.11         | ROLLER       |
| V-GROOVE           | 1200  | SCC-KP35S820-VGR            | 14.74    | ROLLER               |                     |               |              |
| POLYOLEFIN         | 1000  | SCC-KP35S820-POR            | 5.51     | ROLLER               |                     |               |              |
| PHENOLIC           | 1400  | SCC-KP35S820-PHR            | 7.75     | ROLLER               |                     |               |              |
| HIGH TEMP PHENOLIC | 1400  | SCC-KP35S820-PHR-HT         | 7.75     | ROLLER               |                     |               |              |

#KP 35 SERIES

### ■ BEARING OPTIONS

- R-ROLLER BEARING ● D-DELTRIN ● P-PRECISION ● B-BALL BEARING ● S-SLEEVE OR PLAIN BEARING

# HEAVY DUTY DROP FORGED CASTERS

CAPACITIES TO 1,600#

## STANDARD FEATURES

- HEAVY DUTY HOT FORGED TOP PLATE AND YOKE BASE  
1045 STEEL
- BRIGHT ZINC PLATED
- DEEPLY GROOVED DOUBLE BALL BEARING RACEWAY
- LEGS 1/4" THICK, ROUNDED EDGE STEEL, DOUBLE WELDED
- 3/4" DIAMETER HEAT TREATED KING PIN AND NUT
- 1/2" DIAMETER AXLE BOIT AND LOCK NUT
- HARDENED AND GROUND SPANNER BUSHING WITH HOLE AND GREASE GROOVE
- GREASE FITTING IN YOKE BASE AND WHEEL

## APPLICATIONS

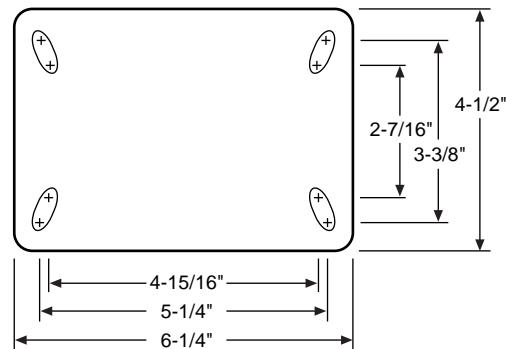
- HEAVY DUTY PLATFORM TRUCKS
- CASTER STEER TRAILERS
- TOWLINE CARTS
- HEAVY DUTY PRODUCTION FIXTURES AND RACKS
- WELDING FIXTURE TABLES
- POWER DRAWN EQUIPMENT
- MOBILE STORAGE RACKS
- STEEL HANDING CARTS

## TOP PLATE DIMENSIONS AND BOLT HOLE PATTERN

- 4-1/2x6-1/4 TOP PLATE
- BOLT HOLE PATTERN SLOTTED
- 2-7/16x4-15/16 TO 3-3/8x5-1/4
- ATTACHING BOLT SIZE 1/2"

## OPTIONS

- 4 POSITION SWIVEL LOCKS (WSL) , (BSL)
- NEOPRENE GREASE SEALS
- TAPERED ROLLER OR SEALED PRECISION BALL BEARINGS (CONTACT FACTORY)
- ZERK AXLE
- THREAD GUARDS
- SLB-SIDE LOCK BRAKE
- FCB-FACE CONTACT BRAKE



## BEARING OPTIONS

- R-ROLLER BEARING
- D-DELRIN
- P-PRECISION
- B-BALL BEARING
- S-SLEEVE OR PLAIN BEARING

| Diameter           | Width | Wheel Material           | Capacity | Load Height       | Swivel Number     | Swivel Weight | Rigid Number      | Rigid Weight | Bearing Type |
|--------------------|-------|--------------------------|----------|-------------------|-------------------|---------------|-------------------|--------------|--------------|
| 4                  | 2     | RUBBER ON STEEL          | 300      | 5-5/8             | SCC-50S420-RSR    | 8.36          | SCC-50R420-RSR    | 6.80         | ROLLER       |
|                    |       | RUBBER ON ALUMINUM       | 400      |                   | SCC-50S420-RAR    | 7.26          | SCC-50R420-RAR    | 5.70         | ROLLER       |
|                    |       | RUBBER ON POLYURETHANE   | 450      |                   | SCC-50S420-TPRR   | 6.16          | SCC-50R420-TPRR   | 4.60         | ROLLER       |
|                    |       | POLY U/POLYOLEFIN        | 700      |                   | SCC-50S420-PPUR   | 6.16          | SCC-50R420-PPUR   | 4.60         | ROLLER       |
|                    |       | POLYURETHANE/STEEL       | 700      |                   | SCC-50S420-PUR    | 8.36          | SCC-50R420-PUR    | 6.80         | ROLLER       |
|                    |       | SOLID POLYURETHANE       | 700      |                   | SCC-50S420-SPUR   | 6.16          | SCC-50R420-SPUR   | 4.60         | ROLLER       |
|                    |       | POLY ON ALUMINUM         | 800      |                   | SCC-50S420-PAR    | 7.26          | SCC-50R420-PAR    | 5.70         | ROLLER       |
|                    |       | CUSHION PU/POLYOLEFIN    | 700      |                   | SCC-50S420-SCR    | 6.12          | SCC-50R420-SCR    | 3.06         | ROLLER       |
|                    |       | EASY ROLLING PU ON STEEL | 700      |                   | SCC-50S420-EZPUR  | 9.00          | SCC-50R420-EZPUR  | 5.90         | ROLLER       |
|                    |       | SEMI STEEL               | 700      |                   | SCC-50S420-SSR    | 7.92          | SCC-50R420-SSR    | 6.36         | ROLLER       |
|                    |       | HEAVY DUTY STEEL         | 900      |                   | SCC-50S420-SSR-HD | 8.50          | SCC-50R420-SSR-HD | 5.40         | ROLLER       |
|                    |       | DUCTILE STEEL            | 1500     |                   | SCC-50S420-DSR    | 8.70          | SCC-50R420-DSR    | 5.60         | ROLLER       |
|                    |       | EZROLLING DUCTILE STEEL  | 1600     |                   | SCC-50S420-CDSR   | 8.70          | SCC-50R420-CDSR   | 5.60         | ROLLER       |
|                    |       | V-GROOVE                 | 1000     |                   | SCC-50S420-VGR    | 8.91          | SCC-50R420-VGR    | 7.35         | ROLLER       |
|                    |       | POLYOLEFIN               | 450      |                   | SCC-50S420-POR    | 6.00          | SCC-50R420-POR    | 4.50         | ROLLER       |
|                    |       | PHENOLIC                 | 800      |                   | SCC-50S420-PHR    | 6.50          | SCC-50R420-PHR    | 4.75         | ROLLER       |
| HIGH REMP PHENOLIC | 800   | SCC-50S420-PHR-HT        | 6.50     | SCC-50R420-PHR-HT | 3.40              | ROLLER        |                   |              |              |

#50 SERIES

# HEAVY DUTY DROP FORGED CASTERS

## CAPACITIES TO 1,600# (CONT'D)

| Dia-meter | Width | Wheel Material              | Capacity | Load Height | Swivel Number     | Swivel Weight | Rigid Number      | Rigid Weight | Bearing Type |
|-----------|-------|-----------------------------|----------|-------------|-------------------|---------------|-------------------|--------------|--------------|
|           |       | RUBBER ON STEEL             | 450      |             | SCC-50S520-RSR    | 8.36          | SCC-50R520-RSR    | 6.80         | ROLLER       |
|           |       | RUBBER ON ALUMINUM          | 500      |             | SCC-50S520-RAR    | 7.50          | SCC-50R520-RAR    | 5.75         | ROLLER       |
|           |       | RUBBER ON POLYURETHANE      | 500      |             | SCC-50S520-TPRR   | 6.82          | SCC-50R520-TPRR   | 5.26         | ROLLER       |
|           |       | POLY U/POLYOLEFIN           | 750      |             | SCC-50S520-PPUR   | 6.82          | SCC-50R520-PPUR   | 5.26         | ROLLER       |
|           |       | POLYURETHANE/STEEL          | 1200     |             | SCC-50S520-PUR    | 8.80          | SCC-50R520-PUR    | 7.24         | ROLLER       |
|           |       | SOLID POLYURETHANE          | 1000     |             | SCC-50S520-SPUR   | 6.82          | SCC-50R520-SPUR   | 5.26         | ROLLER       |
|           |       | POLY ON ALUMINUM            | 900      |             | SCC-50S520-PAR    | 7.48          | SCC-50R520-PAR    | 5.92         | ROLLER       |
| 5         | 2     | CUSHION PU/POLYOLEFIN       | 750      | 6-1/2       | SCC-50S520-SCR    | 6.82          | SCC-50R520-SCR    | 3.72         | ROLLER       |
|           |       | EASY ROLLING PU ON STEEL    | 1200     |             | SCC-50S520-EZPUR  | 9.80          | SCC-50R520-EZPUR  | 6.70         | ROLLER       |
|           |       | SEMI STEEL                  | 1000     |             | SCC-50S520-SSR    | 10.12         | SCC-50R520-SSR    | 8.56         | ROLLER       |
|           |       | HEAVY DUTY STEEL            | 1200     |             | SCC-50S520-SSR-HD | 11.12         | SCC-50R520-SSR-HD | 8.02         | ROLLER       |
|           |       | DUCTILE STEEL               | 1500     |             | SCC-50S520-DSR    | 11.15         | SCC-50R520-DSR    | 8.05         | ROLLER       |
|           |       | EZROLLING DUCTILE STEEL     | 1200     |             | SCC-50S520-CDSR   | 11.15         | SCC-50R520-CDSR   | 8.05         | ROLLER       |
|           |       | V-GROOVE                    | 1100     |             | SCC-50S520-VGR    | 10.78         | SCC-50R520-VGR    | 9.22         | ROLLER       |
|           |       | POLYOLEFIN                  | 650      |             | SCC-50S520-POR    | 6.75          | SCC-50R520-POR    | 5.00         | ROLLER       |
|           |       | PHENOLIC                    | 1000     |             | SCC-50S520-PHR    | 7.00          | SCC-50R520-PHR    | 6.75         | ROLLER       |
|           |       | LOW PROFILE RUBBER ON STEEL | 600      |             | SCC-50S620-LPR    | 9.50          | SCC-50R620-LPR    | 7.75         | ROLLER       |
|           |       | RUBBER ON STEEL             | 500      |             | SCC-50S620-RSR    | 9.90          | SCC-50R620-RSR    | 8.34         | ROLLER       |
|           |       | RUBBER ON ALUMINUM          | 550      |             | SCC-50S620-RAR    | 10.00         | SCC-50R620-RAR    | 8.50         | ROLLER       |
|           |       | RUBBER ON POLYURETHANE      | 550      |             | SCC-50S620-TPRR   | 8.26          | SCC-50R620-TPRR   | 6.50         | ROLLER       |
|           |       | POLY U/POLYOLEFIN           | 900      |             | SCC-50S620-PPUR   | 8.26          | SCC-50R620-PPUR   | 6.50         | ROLLER       |
|           |       | POLYURETHANE/STEEL          | 1200     |             | SCC-50S620-PUR    | 12.78         | SCC-50R620-PUR    | 11.00        | ROLLER       |
|           |       | SOLID POLYURETHANE          | 1200     |             | SCC-50S620-SPUR   | 8.26          | SCC-50R620-SPUR   | 6.50         | ROLLER       |
| 6         | 2     | POLY ON ALUMINUM            | 1000     | 7-1/2       | SCC-50S620-PAR    | 9.70          | SCC-50R620-PAR    | 8.00         | ROLLER       |
|           |       | CUSHION PU/POLYOLEFIN       | 900      |             | SCC-50S620-SCR    | 8.26          | SCC-50R620-SCR    | 5.16         | ROLLER       |
|           |       | EASY ROLLING PU ON STEEL    | 1400     |             | SCC-50S620-EZPUR  | 14.00         | SCC-50R620-EZPUR  | 10.90        | ROLLER       |
|           |       | SEMI STEEL                  | 1200     |             | SCC-50S620-SSR    | 11.78         | SCC-50R620-SSR    | 10.00        | ROLLER       |
|           |       | HEAVY DUTY STEEL            | 1400     |             | SCC-50S620-SSR-HD | 13.75         | SCC-50R620-SSR-HD | 10.65        | ROLLER       |
|           |       | DUCTILE STEEL               | 1600     |             | SCC-50S620-DSR    | 14.00         | SCC-50R620-DSR    | 10.90        | ROLLER       |
|           |       | EZROLLING DUCTILE STEEL     | 1600     |             | SCC-50S620-CDSR   | 14.00         | SCC-50R620-CDSR   | 10.90        | ROLLER       |
|           |       | V-GROOVE                    | 1200     |             | SCC-50S620-VGR    | 14.32         | SCC-50R620-VGR    | 12.50        | ROLLER       |
|           |       | POLYOLEFIN                  | 750      |             | SCC-50S620-POR    | 8.00          | SCC-50R620-POR    | 6.25         | ROLLER       |
|           |       | PHENOLIC                    | 1200     |             | SCC-50S620-PHR    | 9.50          | SCC-50R620-PHR    | 7.75         | ROLLER       |
|           |       | HIGH TEMP PHENOLIC          | 1400     |             | SCC-50S620-PHR-HT | 9.50          | SCC-50R620-PHR-HT | 6.40         | ROLLER       |
| 6         | 2-1/2 | RUBBER ON STEEL             | 600      | 7-1/2       | SCC-50S625-RSR    | 14.25         | SCC-50R625-RSR    | 12.50        | ROLLER       |
|           |       | POLYURETHANE/STEEL          | 1600     |             | SCC-50S625-PUR    | 15.75         | SCC-50R625-PUR    | 14.00        | ROLLER       |
|           |       | SEMI STEEL                  | 1600     |             | SCC-50S625-SSR    | 15.00         | SCC-50R625-SSR    | 13.25        | ROLLER       |
|           |       | PHENOLIC                    | 1600     |             | SCC-50S625-PHR    | 12.75         | SCC-50R625-PHR    | 11.00        | ROLLER       |
|           |       | LOW PROFILE RUBBER ON STEEL | 700      |             | SCC-50S820-LPR    | 13.50         | SCC-50R820-LPR    | 11.75        | ROLLER       |
|           |       | RUBBER ON STEEL             | 600      |             | SCC-50S820-RSR    | 14.00         | SCC-50R820-RSR    | 12.25        | ROLLER       |
|           |       | RUBBER ON ALUMINUM          | 600      |             | SCC-50S820-RAR    | 10.00         | SCC-50R820-RAR    | 8.25         | ROLLER       |
|           |       | RUBBER ON POLYURETHANE      | 600      |             | SCC-50S820-TPRR   | 10.00         | SCC-50R820-TPRR   | 8.25         | ROLLER       |
|           |       | POLY U/POLYOLEFIN           | 950      |             | SCC-50S820-PPUR   | 10.00         | SCC-50R820-PPUR   | 8.25         | ROLLER       |
|           |       | POLYURETHANE/STEEL          | 1400     |             | SCC-50S820-PUR    | 15.00         | SCC-50R820-PUR    | 13.25        | ROLLER       |
|           |       | SOLID POLYURETHANE          | 1400     |             | SCC-50S820-SPUR   | 10.00         | SCC-50R820-SPUR   | 8.25         | ROLLER       |
| 8         | 2     | POLY ON ALUMINUM            | 1100     | 10-1/8      | SCC-50S820-PAR    | 10.00         | SCC-50R820-PAR    | 8.25         | ROLLER       |
|           |       | CUSHION PU/POLYOLEFIN       | 950      |             | SCC-50S820-SCR    | 10.00         | SCC-50R820-SCR    | 6.90         | ROLLER       |
|           |       | EASY ROLLING PU ON STEEL    | 1600     |             | SCC-50S820-EZPUR  | 16.25         | SCC-50R820-EZPUR  | 13.15        | ROLLER       |
|           |       | SEMI STEEL                  | 1400     |             | SCC-50S820-SSR    | 15.00         | SCC-50R820-SSR    | 13.25        | ROLLER       |
|           |       | HEAVY DUTY STEEL            | 1600     |             | SCC-50S820-SSR-HD | 16.50         | SCC-50R820-SSR-HD | 13.40        | ROLLER       |
|           |       | DUCTILE STEEL               | 1600     |             | SCC-50S820-DSR    | 17.00         | SCC-50R820-DSR    | 13.90        | ROLLER       |
|           |       | EZROLLING DUCTILE STEEL     | 1600     |             | SCC-50S820-CDSR   | 17.00         | SCC-50R820-CDSR   | 13.90        | ROLLER       |
|           |       | V-GROOVE                    | 1400     |             | SCC-50S820-VGR    | 16.00         | SCC-50R820-VGR    | 14.25        | ROLLER       |
|           |       | POLYOLEFIN                  | 1000     |             | SCC-50S820-POR    | 10.00         | SCC-50R820-POR    | 8.25         | ROLLER       |
|           |       | PHENOLIC                    | 1400     |             | SCC-50S820-PHR    | 10.00         | SCC-50R820-PHR    | 8.25         | ROLLER       |
| 8         | 2-1/2 | RUBBER ON STEEL             | 800      | 10-1/8      | SCC-50S825-RSR    | 16.00         | SCC-50R825-RSR    | 14.25        | ROLLER       |
|           |       | POLYURETHANE/STEEL          | 1600     |             | SCC-50S825-PUR    | 17.25         | SCC-50R825-PUR    | 15.50        | ROLLER       |
|           |       | SEMI STEEL                  | 1600     |             | SCC-50S825-SSR    | 17.25         | SCC-50R825-SSR    | 15.50        | ROLLER       |
|           |       | PHENOLIC                    | 1600     |             | SCC-50S825-PHR    | 13.50         | SCC-50R825-PHR    | 11.75        | ROLLER       |
| 10        | 2-1/2 | RUBBER ON STEEL             | 900      | 11-1/2      | SCC-50S1025-RSR   | 18.50         | SCC-50R1025-RSR   | 16.75        | ROLLER       |
|           |       | POLYURETHANE/STEEL          | 1600     |             | SCC-50S1025-PUR   | 19.75         | SCC-50R1025-PUR   | 18.00        | ROLLER       |
|           |       | SEMI STEEL                  | 1600     |             | SCC-50S1025-SSR   | 23.00         | SCC-50R1025-SSR   | 21.25        | ROLLER       |
|           |       | PHENOLIC                    | 1600     |             | SCC-50S1025-PHR   | 16.00         | SCC-50R1025-PHR   | 14.75        | ROLLER       |

#50 SERIES

# HEAVY DUTY COLD FORGED CASTERS

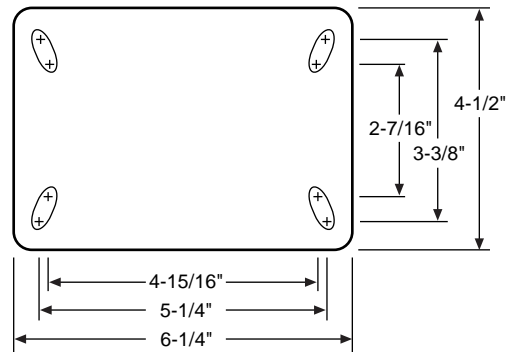
CAPACITIES TO 1,800#

## ■ STANDARD FEATURES

- HEAVY DUTY COLD FORGED TOP PLATE AND YOKE BASE BRIGHT ZINC PLATED
- LARGE DIAMETER DOUBLE BALL BEARING
- RACEWAY AND TOP PLATES, 3/8" THICK, HEAT TREATED FOR LONG WEAR AND ADDED STRENGTH
- 3/8" THICK DOUBLE WELDED LEGS
- 3/4" DIAMETER HEAT TREATED KING PIN AND NUT
- 3/4" AXLE BOLT AND LOCK NUT
- HARDENED AND GROUND SPANNER BUSHING WITH HOLE AND GREASE GROOVE
- GREASE FITTING IN YOKE BASE AND WHEEL

## ■ APPLICATIONS

- HEAVY DUTY PLATFORM TRUCKS
- WELDING FIXTURE TABLES
- POWER DRAWN EQUIPMENT
- TOW LINE CARTS
- WELDING FIXTURE TABLES
- HEAVY DUTY PRODUCTION FIXTURES
- STEEL HANDLING CARTS



## ■ TOP PLATE DIMENSION AND BOLT HOLE PATTERN

- 4-1/2x6-1/4 TOP PLATE
- BOLT HOLE PATTERN SLOTTED  
2-7/16x4-15/16 TO 3-3/8x5-1/4
- ATTACHING BOLT SIZE 1/2"

## ■ OPTIONS

- 4 POSITION SWIVEL LOCK (WSL) , (BSL)
- NEOPRENE GREASE SEALS
- SEALED PRECISION BALL BEARINGS OR TAPERED ROLLER BEARINGS (CONTACT FACTORY)
- WHEEL FACE CONTACT BRAKE
- SLB-SIDE LOCK BRAKE
- FCB-FACE CONTACT BRAKE

## ■ BEARING OPTIONS

- R-ROLLER BEARING
- D-DELTRIN
- P-PRECISION
- B-BALL BEARING
- S-SLEEVE OR PLAIN BEARING
- T-TAPERED BEARING



# HEAVY DUTY COLD FORGED CASTERS

CAPACITIES TO 1,800#

| Dia-meter                | Width | Wheel Material           | Capacity | Load Height      | Swivel Number     | Swivel Weight    | Rigid Number      | Rigid Weight   | Bearing Type    |
|--------------------------|-------|--------------------------|----------|------------------|-------------------|------------------|-------------------|----------------|-----------------|
| 5                        | 2-1/2 | POLYURETHANE/STEEL       | 1300     | 6-1/2            | SCC-55S525-PUR    | 16.00            | SCC-55R525-PUR    | 14.00          | ROLLER          |
|                          |       | SEMI STEEL               | 1500     |                  | SCC-55S525-SSR    | 14.00            | SCC-55R525-SSR    | 12.00          | ROLLER          |
|                          |       | DUCTILE STEEL            | 1800     |                  | SCC-55S525-DSR    | 16.80            | SCC-55R525-DSR    | 14.50          | ROLLER          |
| 6                        | 2-1/2 | RUBBER ON STEEL          | 700      | 7-1/2            | SCC-55S625-RSR    | 12.50            | SCC-55R625-RSR    | 11.00          | ROLLER          |
|                          |       | RUBBER ON STEEL          | 700      |                  | SCC-55S625-RST    | 13.50            | SCC-55R625-RST    | 12.00          | TAPERED BEARING |
|                          |       | POLYURETHANE/STEEL       | 1600     |                  | SCC-55S625-PUR    | 13.25            | SCC-55R625-PUR    | 11.75          | ROLLER          |
|                          |       | EASY ROLLING PU ON STEEL | 1600     |                  | SCC-55S625-EZPUR  | 15.00            | SCC-55R625-EZPUR  | 13.50          | ROLLER          |
|                          |       | EASY ROLLING PU ON STEEL | 1600     |                  | SCC-55S625-EZPUT  | 15.00            | SCC-55R625-EZPUT  | 13.50          | TAPERED BEARING |
|                          |       | SEMI STEEL               | 1800     |                  | SCC-55S625-SSR    | 12.50            | SCC-55R625-SSR    | 11.00          | ROLLER          |
|                          |       | DUCTILE STEEL            | 1800     |                  | SCC-55S625-DSR    | 14.50            | SCC-55R625-DSR    | 13.00          | ROLLER          |
|                          |       | DUCTILE STEEL            | 1800     |                  | SCC-55S625-DST    | 14.50            | SCC-55R625-DST    | 13.00          | TAPERED BEARING |
|                          |       | EZROLLING DUCTILE STEEL  | 1800     |                  | SCC-55S625-CDSR   | 14.50            | SCC-55R625-CDSR   | 13.00          | ROLLER          |
|                          |       | EZROLLING DUCTILE STEEL  | 1800     |                  | SCC-55S625-CDST   | 14.50            | SCC-55R625-CDST   | 13.00          | TAPERED BEARING |
|                          |       | V-GROOVE                 | 1800     |                  | SCC-55S625-VGR    | 17.75            | SCC-55R625-VGR    | 16.25          | ROLLER          |
|                          |       | DUCTILE V-GROOVE         | 1800     |                  | SCC-55S625-DVGR   | 20.00            | SCC-55R625-DVGR   | 18.50          | ROLLER          |
|                          |       | DUCTILE V-GROOVE         | 1800     |                  | SCC-55S625-DVGT   | 20.00            | SCC-55R625-DVGT   | 18.50          | TAPERED BEARING |
|                          |       | PHENOLIC                 | 1600     |                  | SCC-55S625-PHR    | 9.75             | SCC-55R625-PHR    | 8.75           | ROLLER          |
|                          |       | 8                        | 2-1/2    |                  | RUBBER ON STEEL   | 850              | 10-1/8            | SCC-55S825-RSR | 13.75           |
| RUBBER ON STEEL          | 850   |                          |          | SCC-55S825-RST   | 14.75             | SCC-55R825-RST   |                   | 13.25          | TAPERED BEARING |
| POLYURETHANE/STEEL       | 1800  |                          |          | SCC-55S825-PUR   | 15.50             | SCC-55R825-PUR   |                   | 14.00          | ROLLER          |
| EASY ROLLING PU ON STEEL | 1800  |                          |          | SCC-55S825-EZPUR | 17.00             | SCC-55R825-EZPUR |                   | 15.50          | ROLLER          |
| EASY ROLLING PU ON STEEL | 1800  |                          |          | SCC-55S825-EZPUT | 17.00             | SCC-55R825-EZPUT |                   | 15.50          | TAPERED BEARING |
| SEMI STEEL               | 1800  |                          |          | SCC-55S825-SSR   | 15.50             | SCC-55R825-SSR   |                   | 14.00          | ROLLER          |
| DUCTILE STEEL            | 1800  |                          |          | SCC-55S825-DSR   | 17.50             | SCC-55R825-DSR   |                   | 16.00          | ROLLER          |
| DUCTILE STEEL            | 1800  |                          |          | SCC-55S825-DST   | 17.50             | SCC-55R825-DST   |                   | 16.00          | TAPERED BEARING |
| EZROLLING DUCTILE STEEL  | 1800  |                          |          | SCC-55S825-CDSR  | 17.50             | SCC-55R825-CDSR  |                   | 16.00          | ROLLER          |
| EZROLLING DUCTILE STEEL  | 1800  |                          |          | SCC-55S825-CDST  | 17.50             | SCC-55R825-CDST  |                   | 16.00          | TAPERED BEARING |
| V-GROOVE                 | 1800  |                          |          | SCC-55S825-VGR   | 22.00             | SCC-55R825-VGR   |                   | 20.50          | ROLLER          |
| DUCTILE V-GROOVE         | 1800  |                          |          | SCC-55S825-DVGR  | 24.00             | SCC-55R825-DVGR  |                   | 22.50          | ROLLER          |
| DUCTILE V-GROOVE         | 1800  | SCC-55S825-DVGT          | 24.00    | SCC-55R825-DVGT  | 22.50             | TAPERED BEARING  |                   |                |                 |
| PHENOLIC                 | 1800  | SCC-55S825-PHR           | 11.25    | SCC-55R825-PHR   | 9.75              | ROLLER           |                   |                |                 |
| 10                       | 2-1/2 | RUBBER ON STEEL          | 900      | 11-1/2           | SCC-55S1025-RSR   | 16.25            | SCC-55R1025-RSR   | 15.00          | ROLLER          |
|                          |       | RUBBER ON STEEL          | 900      |                  | SCC-55S1025-RST   | 17.50            | SCC-55R1025-RST   | 16.00          | TAPERED BEARING |
|                          |       | POLYURETHANE/STEEL       | 1800     |                  | SCC-55S1025-PUR   | 17.75            | SCC-55R1025-PUR   | 16.00          | ROLLER          |
|                          |       | EASY ROLLING PU ON STEEL | 1800     |                  | SCC-55S1025-EZPUR | 19.00            | SCC-55R1025-EZPUR | 17.50          | ROLLER          |
|                          |       | EASY ROLLING PU ON STEEL | 1800     |                  | SCC-55S1025-EZPUT | 19.00            | SCC-55R1025-EZPUT | 17.50          | TAPERED BEARING |
|                          |       | SEMI STEEL               | 1800     |                  | SCC-55S1025-SSR   | 16.75            | SCC-55R1025-SSR   | 15.25          | ROLLER          |
|                          |       | DUCTILE STEEL            | 1800     |                  | SCC-55S1025-DSR   | 18.00            | SCC-55R1025-DSR   | 16.50          | ROLLER          |
|                          |       | DUCTILE STEEL            | 1800     |                  | SCC-55S1025-DST   | 18.00            | SCC-55R1025-DST   | 16.50          | TAPERED BEARING |
|                          |       | EZROLLING DUCTILE STEEL  | 1800     |                  | SCC-55S1025-CDSR  | 18.00            | SCC-55R1025-CDSR  | 16.60          | ROLLER          |
| PHENOLIC                 | 1800  | SCC-55S1025-PHR          | 13.00    | SCC-55R1025-PHR  | 11.75             | ROLLER           |                   |                |                 |
| 12                       | 2-1/2 | RUBBER ON STEEL          | 950      | 13-1/2           | SCC-55S1225-RSR   | 21.25            | SCC-55R1225-RSR   | 19.50          | ROLLER          |
|                          |       | RUBBER ON STEEL          | 950      |                  | SCC-55S1225-RST   | 23.00            | SCC-55R1225-RST   | 21.50          | TAPERED BEARING |
|                          |       | POLYURETHANE/STEEL       | 1800     |                  | SCC-55S1225-PUR   | 22.50            | SCC-55R1225-PUR   | 21.00          | ROLLER          |
|                          |       | EASY ROLLING PU ON STEEL | 1800     |                  | SCC-55S1225-EZPUR | 25.00            | SCC-55R1225-EZPUR | 23.50          | ROLLER          |
|                          |       | SEMI STEEL               | 1800     |                  | SCC-55S1225-SSR   | 24.00            | SCC-55R1225-SSR   | 22.50          | ROLLER          |
|                          |       | DUCTILE STEEL            | 1800     |                  | SCC-55S1225-DSR   | 27.00            | SCC-55R1225-DSR   | 22.50          | ROLLER          |
| PHENOLIC                 | 1800  | SCC-55S1225-PHR          | 18.00    | SCC-55R1225-PHR  | 16.50             | ROLLER           |                   |                |                 |

## ■ BEARING OPTIONS

- R-ROLLER BEARING
- D-DELTRIN
- P-PRECISION
- B-BALL BEARING
- S-SLEEVE OR PLAIN BEARING
- T-TAPERED BEARING

#55 SERIES

# HEAVY DUTY DROP FORGED CASTERS

CAPACITIES TO 2,000#

## STANDARD FEATURES

- HEAVY DUTY HOT FORGED TOP PLATE YOKE
- BASE 1045 STEEL
- DEEPLY GROOVED DOUBLE BALL BEARING RACEWAY
- BRIGHT ZINC PLATED
- 3/8" ROUND EDGE STEEL LEGS, DOUBLE WELDED
- 3/4" DIAMETER HEAT TREATED KING PIN AND NUT
- 3/4" AXLE BOLT AND LOCK NUT
- HARDENED AND GROUND SPANNER BUSHING WITH HOLE AND GREASE GROOVE
- GREASE FITTING IN YOKE BASE AND WHEEL

## APPLICATIONS

- MEDIUM/HEAVY DUTY POWER DRAWN EQUIPMENT
- MANUALLY MOVED MACHINERY AND EQUIPMENT
- TOW LINE CARTS
- CASTER STEER TRAILERS
- STEEL HANDLING CARTS
- HEAVY DUTY PRODUCTION FIXTURES
- WELDING FIXTURE TABLES
- MOBILE STORAGE RACKS

## OPTIONS

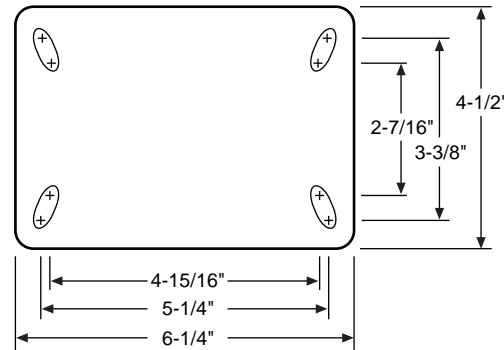
- 4 POSITION SWIVEL LOCK (WSL) , (BSL)
- NEOPRENE GREASE SEALS
- SEALED PRECISION BALL BEARINGS OR TAPERED
- WHEEL FACE CONTACT BRAKE (FCB)
- SLB-SIDE LOCK BRAKE

## TOP PLATE DIMENSION AND BOLT HOLE PATTERN

- 4-1/2x6-1/4 TOP PLATE
- BOLT HOLE PATTERN SLOTTED
- 2-7/16x4-15/16 TO 3-3/8x5-1/4
- ATTACHING BOLT SIZE 1/2"

## BEARING OPTIONS

- R-ROLLER BEARING
- D-DELTRIN
- P-PRECISION
- B-BALL BEARING
- S-SLEEVE OR PLAIN BEARING
- T-TAPERED BEARING



| Dia-meter                | Width | Wheel Material           | Capacity | Load Height      | Swivel Number    | Swivel Weight    | Rigid Number     | Rigid Weight   | Bearing Type    |
|--------------------------|-------|--------------------------|----------|------------------|------------------|------------------|------------------|----------------|-----------------|
| 5                        | 2-1/2 | POLYURETHANE/STEEL       | 1300     | 6-1/2            | SCC-60S525-PUR   | 16.00            | SCC-60R525-PUR   | 14.50          | ROLLER          |
|                          |       | SEMI STEEL               | 2000     |                  | SCC-60S525-SSR   | 16.50            | SCC-60R525-SSR   | 14.20          | ROLLER          |
|                          |       | DUCTILE STEEL            | 2000     |                  | SCC-60S525-DSR   | 16.80            | SCC-60R525-DSR   | 14.50          | ROLLER          |
| 6                        | 2-1/2 | RUBBER ON STEEL          | 700      | 7-1/2            | SCC-60S625-RSR   | 20.46            | SCC-60R625-RSR   | 16.50          | ROLLER          |
|                          |       | RUBBER ON STEEL          | 700      |                  | SCC-60S625-RST   | 21.46            | SCC-60R625-RST   | 19.21          | TAPERED BEARING |
|                          |       | POLYURETHANE/STEEL       | 1600     |                  | SCC-60S625-PUR   | 20.46            | SCC-60R625-PUR   | 16.50          | ROLLER          |
|                          |       | EASY ROLLING PU ON STEEL | 1600     |                  | SCC-60S625-EZPUR | 22.00            | SCC-60R625-EZPUR | 19.75          | ROLLER          |
|                          |       | EASY ROLLING PU ON STEEL | 1600     |                  | SCC-60S625-EZPUT | 22.00            | SCC-60R625-EZPUT | 19.75          | TAPERED BEARING |
|                          |       | SEMI STEEL               | 1800     |                  | SCC-60S625-SSR   | 20.24            | SCC-60R625-SSR   | 16.28          | ROLLER          |
|                          |       | DUCTILE STEEL            | 2000     |                  | SCC-60S625-DSR   | 22.00            | SCC-60R625-DSR   | 19.75          | ROLLER          |
|                          |       | DUCTILE STEEL            | 2000     |                  | SCC-60S625-DST   | 22.00            | SCC-60R625-DST   | 19.75          | TAPERED BEARING |
|                          |       | EZROLLING DUCTILE STEEL  | 2000     |                  | SCC-60S625-CDSR  | 22.00            | SCC-60R625-CDSR  | 19.75          | ROLLER          |
|                          |       | EZROLLING DUCTILE STEEL  | 2000     |                  | SCC-60S625-CDST  | 22.00            | SCC-60R625-CDST  | 19.75          | TAPERED BEARING |
|                          |       | V-GROOVE                 | 2000     |                  | SCC-60S625-VGR   | 21.78            | SCC-60R625-VGR   | 17.82          | ROLLER          |
|                          |       | DUCTILE V-GROOVE         | 2000     |                  | SCC-60S625-DVGR  | 23.00            | SCC-60R625-DVGR  | 20.75          | ROLLER          |
|                          |       | DUCTILE V-GROOVE         | 2000     |                  | SCC-60S625-DVGT  | 23.50            | SCC-60R625-DVGT  | 21.25          | TAPERED BEARING |
|                          |       | PHENOLIC                 | 1600     |                  | SCC-60S625-PHR   | 15.00            | SCC-60R625-PHR   | 11.50          | ROLLER          |
|                          |       | 6                        | 3        |                  | RUBBER ON STEEL  | 750              | 7-1/2            | SCC-60S630-RSR | 21.78           |
| RUBBER ON STEEL          | 750   |                          |          | SCC-60S630-RST   | 22.78            | SCC-60R630-RST   |                  | 20.53          | TAPERED BEARING |
| POLYURETHANE/STEEL       | 2000  |                          |          | SCC-60S630-PUR   | 25.96            | SCC-60R630-PUR   |                  | 22.00          | ROLLER          |
| EASY ROLLING PU ON STEEL | 2000  |                          |          | SCC-60S630-EZPUR | 28.00            | SCC-60R630-EZPUR |                  | 25.75          | ROLLER          |
| EASY ROLLING PU ON STEEL | 2000  |                          |          | SCC-60S630-EZPUT | 28.00            | SCC-60R630-EZPUT |                  | 25.75          | TAPERED BEARING |
| HEAVY-DUTY PU ON STEEL   | 2000  |                          |          | SCC-60S630-EXR   | 30.00            | SCC-60R630-EXR   |                  | 27.75          | ROLLER          |
| HEAVY-DUTY PU ON STEEL   | 2000  |                          |          | SCC-60S630-EXT   | 30.00            | SCC-60R630-EXT   |                  | 27.75          | TAPERED BEARING |
| SEMI STEEL               | 2000  |                          |          | SCC-60S630-SSR   | 21.34            | SCC-60R630-SSR   |                  | 17.38          | ROLLER          |
| DUCTILE STEEL            | 2000  |                          |          | SCC-60S630-DSR   | 23.00            | SCC-60R630-DSR   |                  | 20.75          | ROLLER          |
| DUCTILE STEEL            | 2000  |                          |          | SCC-60S630-DST   | 23.00            | SCC-60R630-DST   |                  | 20.75          | TAPERED BEARING |
| EZROLLING DUCTILE STEEL  | 2000  |                          |          | SCC-60S630-CDSR  | 23.00            | SCC-60R630-CDSR  |                  | 20.75          | ROLLER          |
| EZROLLING DUCTILE STEEL  | 2000  |                          |          | SCC-60S630-CDST  | 23.00            | SCC-60R630-CDST  |                  | 20.75          | TAPERED BEARING |
| V-GROOVE                 | 2000  |                          |          | SCC-60S630-VGR   | 23.00            | SCC-60R630-VGR   |                  | 19.04          | ROLLER          |
| DUCTILE V-GROOVE         | 2000  |                          |          | SCC-60S630-DVGR  | 24.00            | SCC-60R630-DVGR  |                  | 21.75          | ROLLER          |
| DUCTILE V-GROOVE         | 2000  |                          |          | SCC-60S630-DVGT  | 24.50            | SCC-60R630-DVGT  |                  | 21.75          | TAPERED BEARING |
| PHENOLIC                 | 2000  | SCC-60S630-PHR           | 16.00    | SCC-60R630-PHR   | 12.50            | ROLLER           |                  |                |                 |
| 8                        | 2-1/2 | RUBBER ON STEEL          | 850      | 10-1/8           | SCC-60S825-RSR   | 22.00            | SCC-60R825-RSR   | 18.04          | ROLLER          |
|                          |       | RUBBER ON STEEL          | 850      |                  | SCC-60S825-RST   | 23.00            | SCC-60R825-RST   | 20.75          | TAPERED BEARING |
|                          |       | POLYURETHANE/STEEL       | 2000     |                  | SCC-60S825-PUR   | 22.00            | SCC-60R825-PUR   | 18.04          | ROLLER          |
|                          |       | EASY ROLLING PU ON STEEL | 2000     |                  | SCC-60S825-EZPUR | 24.00            | SCC-60R825-EZPUR | 21.75          | ROLLER          |
|                          |       | EASY ROLLING PU ON STEEL | 2000     |                  | SCC-60S825-EZPUT | 24.00            | SCC-60R825-EZPUT | 21.75          | TAPERED BEARING |
|                          |       | SEMI STEEL               | 1900     |                  | SCC-60S825-SSR   | 25.08            | SCC-60R825-SSR   | 21.12          | ROLLER          |

# HEAVY DUTY DROP FORGED CASTERS

CAPACITIES TO 2,000#

| Dia-meter        | Width | Wheel Material           | Cap-acity | Load Height     | Swivel Number     | Swivel Weight   | Rigid Number      | Rigid Weight | Bearing Type    |
|------------------|-------|--------------------------|-----------|-----------------|-------------------|-----------------|-------------------|--------------|-----------------|
| 8                | 2-1/2 | DUCTILE STEEL            | 2000      | 10-1/8          | SCC-60S825-DSR    | 27.00           | SCC-60R825-DSR    | 24.75        | ROLLER          |
|                  |       | DUCTILE STEEL            | 2000      |                 | SCC-60S825-DST    | 27.00           | SCC-60R825-DST    | 24.75        | TAPERED BEARING |
|                  |       | EZROLLING DUCTILE STEEL  | 2000      |                 | SCC-60S825-CDSR   | 27.00           | SCC-60R825-CDSR   | 24.75        | ROLLER          |
|                  |       | EZROLLING DUCTILE STEEL  | 2000      |                 | SCC-60S825-CDST   | 27.00           | SCC-60R825-CDST   | 24.75        | TAPERED BEARING |
|                  |       | V-GROOVE                 | 2000      |                 | SCC-60S825-VGR    | 25.96           | SCC-60R825-VGR    | 22.00        | ROLLER          |
|                  |       | DUCTILE V-GROOVE         | 2000      |                 | SCC-60S825-DVGR   | 28.00           | SCC-60R825-DVGR   | 25.75        | ROLLER          |
|                  |       | DUCTILE V-GROOVE         | 2000      |                 | SCC-60S825-DVGT   | 28.00           | SCC-60R825-DVGT   | 25.75        | TAPERED BEARING |
|                  |       | PHENOLIC                 | 2000      |                 | SCC-60S825-PHR    | 18.00           | SCC-60R825-PHR    | 14.00        | ROLLER          |
| 8                | 3     | RUBBER ON STEEL          | 900       | 10-1/8          | SCC-60S830-RSR    | 22.00           | SCC-60R830-RSR    | 18.04        | ROLLER          |
|                  |       | RUBBER ON STEEL          | 750       |                 | SCC-60S830-RST    | 24.00           | SCC-60R830-RST    | 21.75        | TAPERED BEARING |
|                  |       | POLYURETHANE/STEEL       | 2000      |                 | SCC-60S830-PUR    | 25.96           | SCC-60R830-PUR    | 22.00        | ROLLER          |
|                  |       | EASY ROLLING PU ON STEEL | 2000      |                 | SCC-60S830-EZPUR  | 28.00           | SCC-60R830-EZPUR  | 25.75        | ROLLER          |
|                  |       | EASY ROLLING PU ON STEEL | 2000      |                 | SCC-60S830-EZPUT  | 28.00           | SCC-60R830-EZPUT  | 25.75        | TAPERED BEARING |
|                  |       | HEAVY-DUTY PU ON STEEL   | 2000      |                 | SCC-60S830-EXR    | 30.00           | SCC-60R830-EXR    | 25.75        | ROLLER          |
|                  |       | HEAVY-DUTY PU ON STEEL   | 2000      |                 | SCC-60S830-EXT    | 30.00           | SCC-60R830-EXT    | 25.75        | TAPERED BEARING |
|                  |       | SEMI STEEL               | 2000      |                 | SCC-60S830-SSR    | 22.00           | SCC-60R830-SSR    | 18.04        | ROLLER          |
|                  |       | DUCTILE STEEL            | 2000      |                 | SCC-60S830-DSR    | 27.00           | SCC-60R830-DSR    | 24.75        | ROLLER          |
|                  |       | DUCTILE STEEL            | 2000      |                 | SCC-60S830-DST    | 27.00           | SCC-60R830-DST    | 24.75        | TAPERED BEARING |
|                  |       | EZROLLING DUCTILE STEEL  | 2000      |                 | SCC-60S830-CDSR   | 27.00           | SCC-60R830-CDSR   | 24.75        | ROLLER          |
|                  |       | EZROLLING DUCTILE STEEL  | 2000      |                 | SCC-60S830-CDST   | 27.10           | SCC-60R830-CDST   | 24.85        | TAPERED BEARING |
|                  |       | V-GROOVE                 | 2000      |                 | SCC-60S830-VGR    | 22.00           | SCC-60R830-VGR    | 18.04        | ROLLER          |
|                  |       | DUCTILE V-GROOVE         | 2000      |                 | SCC-60S830-DVGR   | 28.00           | SCC-60R830-DVGR   | 25.75        | ROLLER          |
| DUCTILE V-GROOVE | 2000  | SCC-60S830-DVGT          | 28.00     | SCC-60R830-DVGT | 25.75             | TAPERED BEARING |                   |              |                 |
| PHENOLIC         | 2000  | SCC-60S830-PHR           | 20.00     | SCC-60R830-PHR  | 16.00             | ROLLER          |                   |              |                 |
| 10               | 2-1/2 | RUBBER ON STEEL          | 950       | 11-1/2          | SCC-60S1025-RSR   | 23.98           | SCC-60R1025-RSR   | 20.02        | ROLLER          |
|                  |       | RUBBER ON STEEL          | 950       |                 | SCC-60S1025-RST   | 25.98           | SCC-60R1025-RST   | 23.73        | TAPERED BEARING |
|                  |       | POLYURETHANE/STEEL       | 2000      |                 | SCC-60S1025-PUR   | 29.92           | SCC-60R1025-PUR   | 25.96        | ROLLER          |
|                  |       | EASY ROLLING PU ON STEEL | 2000      |                 | SCC-60S1025-EZPUR | 32.00           | SCC-60R1025-EZPUR | 29.75        | ROLLER          |
|                  |       | EASY ROLLING PU ON STEEL | 2000      |                 | SCC-60S1025-EZPUT | 32.00           | SCC-60R1025-EZPUT | 29.75        | TAPERED BEARING |
| 10               | 2-1/2 | SEMI STEEL               | 2000      | 11-1/2          | SCC-60S1025-SSR   | 25.96           | SCC-60R1025-SSR   | 22.00        | ROLLER          |
|                  |       | DUCTILE STEEL            | 2000      |                 | SCC-60S1025-DSR   | 29.00           | SCC-60R1025-DSR   | 26.75        | ROLLER          |
|                  |       | DUCTILE STEEL            | 2000      |                 | SCC-60S1025-DST   | 29.00           | SCC-60R1025-DST   | 26.75        | TAPERED BEARING |
|                  |       | PHENOLIC                 | 2000      |                 | SCC-60S1025-PHR   | 20.00           | SCC-60R1025-PHR   | 16.00        | ROLLER          |
|                  |       | RUBBER ON STEEL          | 1000      |                 | SCC-60S1030-RSR   | 25.08           | SCC-60R1030-RSR   | 21.12        | ROLLER          |
| 10               | 3     | RUBBER ON STEEL          | 750       | 11-1/2          | SCC-60S1030-RST   | 27.08           | SCC-60R1030-RST   | 27.83        | TAPERED BEARING |
|                  |       | POLYURETHANE/STEEL       | 2000      |                 | SCC-60S1030-PUR   | 31.02           | SCC-60R1030-PUR   | 27.06        | ROLLER          |
|                  |       | EASY ROLLING PU ON STEEL | 2000      |                 | SCC-60S1030-EZPUR | 33.02           | SCC-60R1030-EZPUR | 30.77        | ROLLER          |
|                  |       | EASY ROLLING PU ON STEEL | 2000      |                 | SCC-60S1030-EZPUT | 33.02           | SCC-60R1030-EZPUT | 30.77        | TAPERED BEARING |
|                  |       | HEAVY-DUTY PU ON STEEL   | 2000      |                 | SCC-60S1030-EXR   | 35.02           | SCC-60R1030-EXR   | 32.77        | ROLLER          |
|                  |       | HEAVY-DUTY PU ON STEEL   | 2000      |                 | SCC-60S1030-EXT   | 35.02           | SCC-60R1030-EXT   | 32.77        | TAPERED BEARING |
|                  |       | SEMI STEEL               | 2000      |                 | SCC-60S1030-SSR   | 27.06           | SCC-60R1030-SSR   | 23.10        | ROLLER          |
|                  |       | DUCTILE STEEL            | 2000      |                 | SCC-60S1030-DSR   | 29.06           | SCC-60R1030-DSR   | 26.81        | ROLLER          |
|                  |       | DUCTILE STEEL            | 2000      |                 | SCC-60S1030-DST   | 29.06           | SCC-60R1030-DST   | 26.81        | TAPERED BEARING |
|                  |       | EZROLLING DUCTILE STEEL  | 2000      |                 | SCC-60S1030-CDSR  | 29.06           | SCC-60R1030-CDSR  | 26.81        | ROLLER          |
|                  |       | V-GROOVE                 | 2000      |                 | SCC-60S1030-VGR   | 30.00           | SCC-60R1030-VGRT  | 26.00        | ROLLER          |
|                  |       | DUCTILE V-GROOVE         | 2000      |                 | SCC-60S1030-DVGR  | 33.00           | SCC-60R1030-DVGR  | 30.75        | ROLLER          |
|                  |       | DUCTILE V-GROOVE         | 2000      |                 | SCC-60S1030-DVGT  | 33.00           | SCC-60R1030-DVGT  | 30.75        | TAPERED BEARING |
|                  |       | PHENOLIC                 | 2000      |                 | SCC-60S1030-PHR   | 22.00           | SCC-60R1030-PHR   | 18.00        | ROLLER          |
| 12               | 2-1/2 | RUBBER ON STEEL          | 1000      | 13-1/2          | SCC-60S1225-RSR   | 22.25           | SCC-60R1225-RSR   | 20.00        | ROLLER          |
|                  |       | RUBBER ON STEEL          | 1000      |                 | SCC-60S1225-RST   | 24.50           | SCC-60R1225-RST   | 22.00        | TAPERED BEARING |
|                  |       | POLYURETHANE/STEEL       | 2000      |                 | SCC-60S1225-PUR   | 23.50           | SCC-60R1225-PUR   | 21.25        | ROLLER          |
|                  |       | EASY ROLLING PU ON STEEL | 2000      |                 | SCC-60S1225-EZPUR | 25.00           | SCC-60R1225-EZPUR | 22.75        | ROLLER          |
|                  |       | SEMI STEEL               | 2000      |                 | SCC-60S1225-SSR   | 25.00           | SCC-60R1225-SSR   | 22.75        | ROLLER          |
|                  |       | DUCTILE STEEL            | 2000      |                 | SCC-60S1225-DSR   | 27.00           | SCC-60R1225-DSR   | 24.75        | ROLLER          |
|                  |       | PHENOLIC                 | 2000      |                 | SCC-60S1225-PHR   | 19.00           | SCC-60R1225-PHR   | 16.75        | ROLLER          |
| 12               | 3     | RUBBER ON STEEL          | 1200      | 13-1/2          | SCC-60S1230-RSR   | 29.92           | SCC-60R1230-RSR   | 25.96        | ROLLER          |
|                  |       | RUBBER ON STEEL          | 1200      |                 | SCC-60S1230-RST   | 31.92           | SCC-60R1230-RST   | 29.67        | TAPERED BEARING |
|                  |       | POLYURETHANE/STEEL       | 2000      |                 | SCC-60S1230-PUR   | 35.86           | SCC-60R1230-PUR   | 31.90        | ROLLER          |
|                  |       | EASY ROLLING PU ON STEEL | 2000      |                 | SCC-60S1230-EZPUR | 37.86           | SCC-60R1230-EZPUR | 35.61        | ROLLER          |
|                  |       | EASY ROLLING PU ON STEEL | 2000      |                 | SCC-60S1230-EZPUT | 37.86           | SCC-60R1230-EZPUT | 35.61        | TAPERED BEARING |
|                  |       | HEAVY-DUTY PU ON STEEL   | 2000      |                 | SCC-60S1230-EXR   | 40.00           | SCC-60R1230-EXR   | 37.70        | ROLLER          |
|                  |       | HEAVY-DUTY PU ON STEEL   | 2000      |                 | SCC-60S1230-EXT   | 40.00           | SCC-60R1230-EXT   | 37.70        | TAPERED BEARING |
|                  |       | SEMI STEEL               | 2000      |                 | SCC-60S1230-SSR   | 36.30           | SCC-60R1230-SSR   | 32.34        | ROLLER          |
|                  |       | DUCTILE STEEL            | 2000      |                 | SCC-60S1230-DSR   | 38.30           | SCC-60R1230-DSR   | 36.05        | ROLLER          |
|                  |       | DUCTILE STEEL            | 2000      |                 | SCC-60S1230-DST   | 38.30           | SCC-60R1230-DST   | 36.05        | TAPERED BEARING |
|                  |       | EZROLLING DUCTILE STEEL  | 2000      |                 | SCC-60S1230-CDSR  | 38.30           | SCC-60R1230-CDSR  | 36.05        | ROLLER          |
|                  |       | PHENOLIC                 | 2000      |                 | SCC-60S1230-PHR   | 24.00           | SCC-60R1230-PHR   | 20.00        | ROLLER          |

#60 SERIES

# HEAVY DUTY DROP FORGED CASTERS

CAPACITIES TO 3,500#

## STANDARD FEATURES

- HEAVY DUTY HOT FORGED TOP PLATE AND YOKE BASE 1045 STEEL
- DEEPLY GROOVED DOUBLE BALL BEARING RACEWAY WITH 1/2" HARDENED BALL BEARINGS
- BRIGHT ZINC PLATED
- 3/8" THICK ROUNDED EDGE STEEL LEGS, DOUBLE WELDED
- 1" DIAMETER HEAT TREATED KING PIN AND NUT
- 3/4" AXLE BOLT AND LOCK NUT
- GREASE FITTING IN YOKE BASE AND WHEEL
- HARDENED AND GROUND SPANNER BUSHING WITH HOLE AND GREASE GROOVE

## APPLICATIONS

- HEAVY DUTY POWER DRAWN EQUIPMENT
- MACHINERY DOLLIES
- PRODUCTION FIXTURES
- PORTABLE STEEL STORAGE RACKS
- HEAVY DUTY WORK BENCHES
- DIE TABLES

## TOP PLATE DIMENSION AND BOLT HOLE PATTERN

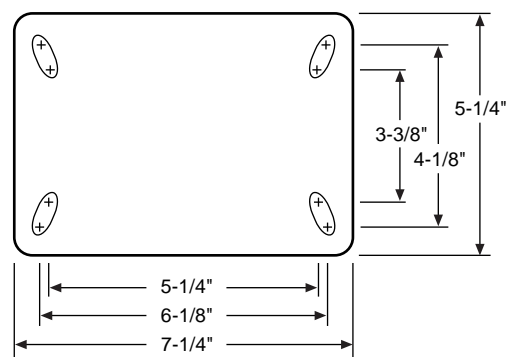
- 5-1/4x7-1/4 TOP PLATE
- BOLT HOLE PATTERN SLOTTED 3-3/8x5-1/4 TO 4-1/8x6-1/4
- ATTACHING BOLT SIZE 1/2"

## OPTIONS

- 4 POSITION SWIVEL LOCK (WSL) , (BSL)
- NEOPRENE SEALS
- SEALED PRECISION BALL BEARINGS (CONTACT FACTORY)
- WHEEL FACE CONTACT BRAKE

## BEARING OPTIONS

- R-ROLLER BEARING
- D-DELRIN
- P-PRECISION
- B-BALL BEARING
- S-SLEEVE OR PLAIN BEARING
- T-TAPERED BEARING



| Dia-meter | Width | Wheel Material           | Capacity | Load Height     | Swivel Number           | Swivel Weight   | Rigid Number     | Rigid Weight    | Bearing Type    |                 |       |                 |
|-----------|-------|--------------------------|----------|-----------------|-------------------------|-----------------|------------------|-----------------|-----------------|-----------------|-------|-----------------|
| 5         | 3     | POLYURETHANE/STEEL       | 1300     | 7               | SCC-90S530-PUR          | 23.00           | SCC-90R530-PUR   | 18.00           | ROLLER          |                 |       |                 |
|           |       | RUBBER ON STEEL          | 700      |                 | SCC-90S625-RSR          | 20.00           | SCC-90R625-RSR   | 15.75           | ROLLER          |                 |       |                 |
|           |       | POLYURETHANE/STEEL       | 1600     |                 | SCC-90S625-PUR          | 24.50           | SCC-90R625-PUR   | 20.25           | ROLLER          |                 |       |                 |
|           |       | EASY ROLLING PU ON STEEL | 1600     |                 | SCC-90S625-EZPUR        | 26.50           | SCC-90R625-EZPUR | 24.50           | ROLLER          |                 |       |                 |
|           |       | EASY ROLLING PU ON STEEL | 1600     |                 | SCC-90S625-EZPUT        | 26.50           | SCC-90R625-EZPUT | 24.50           | TAPERED BEARING |                 |       |                 |
|           |       | SEMI STEEL               | 1800     |                 | SCC-90S625-SSR          | 24.50           | SCC-90R625-SSR   | 20.25           | ROLLER          |                 |       |                 |
|           |       | 6                        | 2-1/2    |                 | DUCTILE STEEL           | 3500            | 8                | SCC-90S625-DSR  | 26.50           | SCC-90R625-DSR  | 24.50 | ROLLER          |
|           |       |                          |          |                 | DUCTILE STEEL           | 3500            |                  | SCC-90S625-DST  | 26.50           | SCC-90R625-DST  | 24.50 | TAPERED BEARING |
|           |       |                          |          |                 | EZROLLING DUCTILE STEEL | 3500            |                  | SCC-90S625-CDSR | 26.50           | SCC-90R625-CDSR | 24.50 | ROLLER          |
|           |       |                          |          |                 | V-GROOVE                | 2000            |                  | SCC-90S625-VGR  | 24.50           | SCC-90R625-VGR  | 20.50 | ROLLER          |
|           |       | DUCTILE V-GROOVE         | 3500     | SCC-90S625-DVGT | 26.50                   | SCC-90R625-DVGT | 24.50            | ROLLER          |                 |                 |       |                 |
|           |       | PHENOLIC                 | 1600     | SCC-90S625-PHR  | 18.00                   | SCC-90R625-PHR  | 13.75            | ROLLER          |                 |                 |       |                 |
| 6         | 3     | RUBBER ON STEEL          | 750      | 8               | SCC-90S630-RSR          | 23.76           | SCC-90R630-RSR   | 19.80           | ROLLER          |                 |       |                 |
|           |       | RUBBER ON STEEL          | 750      |                 | SCC-90S630-RST          | 25.76           | SCC-90R630-RST   | 23.76           | TAPERED BEARING |                 |       |                 |
|           |       | POLYURETHANE/STEEL       | 2000     |                 | SCC-90S630-PUR          | 26.84           | SCC-90R630-PUR   | 22.88           | ROLLER          |                 |       |                 |
|           |       | EASY ROLLING PU ON STEEL | 2000     |                 | SCC-90S630-EZPUR        | 28.84           | SCC-90R630-EZPUR | 26.84           | ROLLER          |                 |       |                 |
|           |       | EASY ROLLING PU ON STEEL | 2000     |                 | SCC-90S630-EZPUT        | 28.84           | SCC-90R630-EZPUT | 26.84           | TAPERED BEARING |                 |       |                 |
|           |       | HEAVY-DUTY PU ON STEEL   | 2000     |                 | SCC-90S630-EXR          | 30.84           | SCC-90R630-EXR   | 28.84           | ROLLER          |                 |       |                 |
|           |       | HEAVY-DUTY PU ON STEEL   | 2000     |                 | SCC-90S630-EXT          | 30.84           | SCC-90R630-EXT   | 28.84           | TAPERED BEARING |                 |       |                 |
|           |       | SEMI STEEL               | 2500     |                 | SCC-90S630-SSR          | 25.96           | SCC-90R630-SSR   | 22.00           | ROLLER          |                 |       |                 |
|           |       | DUCTILE STEEL            | 3500     |                 | SCC-90S630-DSR          | 27.96           | SCC-90R630-DSR   | 25.96           | ROLLER          |                 |       |                 |
|           |       | DUCTILE STEEL            | 3500     |                 | SCC-90S630-DST          | 27.96           | SCC-90R630-DST   | 25.96           | TAPERED BEARING |                 |       |                 |
|           |       | EZROLLING DUCTILE STEEL  | 3500     |                 | SCC-90S630-CDSR         | 27.96           | SCC-90R630-CDSR  | 25.96           | ROLLER          |                 |       |                 |
|           |       | EZROLLING DUCTILE STEEL  | 3500     |                 | SCC-90S630-CDST         | 27.96           | SCC-90R630-CDST  | 25.96           | TAPERED BEARING |                 |       |                 |
|           |       | DUCTILE V-GROOVE         | 3500     |                 | SCC-90S630-DVGR         | 28.00           | SCC-90R630-DVGR  | 26.00           | ROLLER          |                 |       |                 |
|           |       | DUCTILE V-GROOVE         | 3500     |                 | SCC-90S630-DVGT         | 28.00           | SCC-90R630-DVGT  | 26.00           | TAPERED BEARING |                 |       |                 |
| PHENOLIC  | 2000  | SCC-90S630-PHR           | 20.00    | SCC-90R630-PHR  | 15.75                   | ROLLER          |                  |                 |                 |                 |       |                 |



# HEAVY DUTY DROP FORGED CASTERS

| Dia-meter | Width | Wheel Material           | Capacity | Load Height    | Swivel Number     | Swivel Weight | Rigid Number      | Rigid Weight | Bearing Type    |
|-----------|-------|--------------------------|----------|----------------|-------------------|---------------|-------------------|--------------|-----------------|
| 8         | 2-1/2 | RUBBER ON STEEL          | 850      | 10-1/2         | SCC-90S825-RSR    | 23.50         | SCC-90R825-RSR    | 18.75        | ROLLER          |
|           |       | POLYURETHANE/STEEL       | 2000     |                | SCC-90S825-PUR    | 27.00         | SCC-90R825-PUR    | 22.75        | ROLLER          |
|           |       | EASY ROLLING PU ON STEEL | 2000     |                | SCC-90S825-EZPUR  | 29.00         | SCC-90R825-EZPUR  | 26.75        | ROLLER          |
|           |       | EASY ROLLING PU ON STEEL | 2000     |                | SCC-90S825-EZPUT  | 29.00         | SCC-90R825-EZPUT  | 26.75        | TAPERED BEARING |
|           |       | SEMI STEEL               | 1900     |                | SCC-90S825-SSR    | 27.00         | SCC-90R825-SSR    | 22.75        | ROLLER          |
|           |       | DUCTILE STEEL            | 3500     |                | SCC-90S825-DSR    | 29.00         | SCC-90R825-DSR    | 26.75        | ROLLER          |
|           |       | DUCTILE STEEL            | 3500     |                | SCC-90S825-DST    | 29.00         | SCC-90R825-DST    | 26.75        | TAPERED BEARING |
|           |       | EZROLLING DUCTILE STEEL  | 3500     |                | SCC-90S825-CDSR   | 29.00         | SCC-90R825-CDSR   | 26.75        | ROLLER          |
|           |       | V-GROOVE                 | 2500     |                | SCC-90S825-VGR    | 25.50         | SCC-90R825-VGR    | 21.25        | ROLLER          |
|           |       | DUCTILE V-GROOVE         | 3500     |                | SCC-90S825-DVGR   | 28.00         | SCC-90R825-DVGR   | 25.75        | ROLLER          |
| PHENOLIC  | 2000  | SCC-90S825-PHR           | 21.25    | SCC-90R825-PHR | 17.00             | ROLLER        |                   |              |                 |
| 8         | 3     | RUBBER ON STEEL          | 900      | 10-1/2         | SCC-90S830-RSR    | 27.28         | SCC-90R830-RSR    | 23.32        | ROLLER          |
|           |       | RUBBER ON STEEL          | 900      |                | SCC-90S830-RST    | 29.28         | SCC-90R830-RST    | 27.03        | TAPERED BEARING |
|           |       | POLYURETHANE/STEEL       | 2500     |                | SCC-90S830-PUR    | 31.02         | SCC-90R830-PUR    | 27.06        | ROLLER          |
|           |       | EZROLLING DUCTILE STEEL  | 3500     |                | SCC-90S830-CDSR   | 28.84         | SCC-90R830-CDSR   | 26.59        | ROLLER          |
|           |       | EZROLLING DUCTILE STEEL  | 3500     |                | SCC-90S830-CDST   | 28.84         | SCC-90R830-CDST   | 26.59        | TAPERED BEARING |
|           |       | HEAVY-DUTY PU ON STEEL   | 3500     |                | SCC-90S830-EXR    | 35.00         | SCC-90R830-EXR    | 33.00        | ROLLER          |
|           |       | HEAVY-DUTY PU ON STEEL   | 3500     |                | SCC-90S830-EXT    | 35.00         | SCC-90R830-EXT    | 33.00        | TAPERED BEARING |
|           |       | SEMI STEEL               | 2500     |                | SCC-90S830-SSR    | 26.84         | SCC-90R830-SSR    | 22.88        | ROLLER          |
|           |       | DUCTILE STEEL            | 3500     |                | SCC-90S830-DSR    | 28.84         | SCC-90R830-DSR    | 26.59        | ROLLER          |
|           |       | DUCTILE STEEL            | 3500     |                | SCC-90S830-DST    | 28.84         | SCC-90R830-DST    | 26.59        | TAPERED BEARING |
|           |       | EASY ROLLING PU ON STEEL | 2500     |                | SCC-90S830-EZPUR  | 33.02         | SCC-90R830-EZPUR  | 30.77        | ROLLER          |
|           |       | EASY ROLLING PU ON STEEL | 2500     |                | SCC-90S830-EZPUT  | 33.02         | SCC-90R830-EZPUT  | 30.77        | TAPERED BEARING |
|           |       | V-GROOVE                 | 2800     |                | SCC-90S830-VGR    | 25.96         | SCC-90R830-VGR    | 22.00        | ROLLER          |
|           |       | DUCTILE V-GROOVE         | 3500     |                | SCC-90S830-DVGR   | 27.96         | SCC-90R830-DVGR   | 25.71        | ROLLER          |
|           |       | DUCTILE V-GROOVE         | 3500     |                | SCC-90S830-DVGT   | 27.96         | SCC-90R830-DVGT   | 25.71        | TAPERED BEARING |
|           |       | PHENOLIC                 | 2500     |                | SCC-90S830-PHR    | 22.25         | SCC-90R830-PHR    | 18.00        | ROLLER          |
| 10        | 2-1/2 | RUBBER ON STEEL          | 950      | 12-1/2         | SCC-90S1025-RSR   | 28.00         | SCC-90R1025-RSR   | 23.75        | ROLLER          |
|           |       | POLYURETHANE/STEEL       | 2200     |                | SCC-90S1025-PUR   | 30.00         | SCC-90R1025-PUR   | 25.75        | ROLLER          |
|           |       | EASY ROLLING PU ON STEEL | 2200     |                | SCC-90S1025-EZPUR | 32.00         | SCC-90R1025-EZPUR | 29.75        | ROLLER          |
|           |       | SEMI STEEL               | 2000     |                | SCC-90S1025-SSR   | 30.00         | SCC-90R1025-SSR   | 25.75        | ROLLER          |
|           |       | DUCTILE STEEL            | 3500     |                | SCC-90S1025-DSR   | 32.00         | SCC-90R1025-DSR   | 29.75        | ROLLER          |
|           |       | PHENOLIC                 | 2500     |                | SCC-90S1025-PHR   | 24.00         | SCC-90R1025-PHR   | 23.75        | ROLLER          |
| 10        | 3     | RUBBER ON STEEL          | 1000     | 12-1/2         | SCC-90S1030-RSR   | 30.58         | SCC-90R1030-RSR   | 26.62        | ROLLER          |
|           |       | RUBBER ON STEEL          | 1000     |                | SCC-90S1030-RST   | 32.58         | SCC-90R1030-RST   | 30.33        | TAPERED BEARING |
|           |       | POLYURETHANE/STEEL       | 3000     |                | SCC-90S1030-PUR   | 35.86         | SCC-90R1030-PUR   | 31.90        | ROLLER          |
|           |       | EASY ROLLING PU ON STEEL | 3000     |                | SCC-90S1030-EZPUR | 37.86         | SCC-90R1030-EZPUR | 35.61        | ROLLER          |
|           |       | EASY ROLLING PU ON STEEL | 3000     |                | SCC-90S1030-EZPUT | 37.86         | SCC-90R1030-EZPUT | 35.61        | TAPERED BEARING |
|           |       | HEAVY-DUTY PU ON STEEL   | 3500     |                | SCC-90S1030-EXR   | 40.00         | SCC-90R1030-EXR   | 37.80        | ROLLER          |
|           |       | HEAVY-DUTY PU ON STEEL   | 3500     |                | SCC-90S1030-EXT   | 40.00         | SCC-90R1030-EXT   | 37.80        | TAPERED BEARING |
|           |       | SEMI STEEL               | 2500     |                | SCC-90S1030-SSR   | 32.56         | SCC-90R1030-SSR   | 28.60        | ROLLER          |
|           |       | DUCTILE STEEL            | 3500     |                | SCC-90S1030-DSR   | 34.56         | SCC-90R1030-DSR   | 32.31        | ROLLER          |
|           |       | DUCTILE STEEL            | 3500     |                | SCC-90S1030-DST   | 34.56         | SCC-90R1030-DST   | 32.31        | TAPERED BEARING |
|           |       | EZROLLING DUCTILE STEEL  | 3500     |                | SCC-90S1030-CDSR  | 34.56         | SCC-90R1030-CDSR  | 32.31        | ROLLER          |
|           |       | EZROLLING DUCTILE STEEL  | 3500     |                | SCC-90S1030-CDST  | 34.56         | SCC-90R1030-CDST  | 32.31        | TAPERED BEARING |
|           |       | V-GROOVE                 | 3500     |                | SCC-90S1030-VGR   | 39.00         | SCC-90R1030-VGR   | 34.75        | ROLLER          |
|           |       | DUCTILE V-GROOVE         | 3500     |                | SCC-90S1030-DVGR  | 40.00         | SCC-90R1030-DVGR  | 37.75        | ROLLER          |
|           |       | DUCTILE V-GROOVE         | 3500     |                | SCC-90S1030-DVGT  | 41.00         | SCC-90R1030-DVGT  | 38.75        | TAPERED BEARING |
|           |       | PHENOLIC                 | 2900     |                | SCC-90S1030-PHR   | 26.00         | SCC-90R1030-PHR   | 21.75        | ROLLER          |
| 12        | 3     | RUBBER ON STEEL          | 1200     | 15-1/2         | SCC-90S1230-RSR   | 37.73         | SCC-90R1230-RSR   | 33.77        | ROLLER          |
|           |       | RUBBER ON STEEL          | 1200     |                | SCC-90S1230-RST   | 39.73         | SCC-90R1230-RST   | 37.48        | TAPERED BEARING |
|           |       | POLYURETHANE/STEEL       | 3500     |                | SCC-90S1230-PUR   | 45.32         | SCC-90R1230-PUR   | 41.36        | ROLLER          |
|           |       | EASY ROLLING PU ON STEEL | 3500     |                | SCC-90S1230-EZPUR | 47.32         | SCC-90R1230-EZPUR | 45.07        | ROLLER          |
|           |       | EASY ROLLING PU ON STEEL | 3500     |                | SCC-90S1230-EZPUT | 47.32         | SCC-90R1230-EZPUT | 45.07        | TAPERED BEARING |
|           |       | HEAVY-DUTY PU ON STEEL   | 3500     |                | SCC-90S1230-EXR   | 49.50         | SCC-90R1230-EXR   | 47.10        | ROLLER          |
|           |       | HEAVY-DUTY PU ON STEEL   | 3500     |                | SCC-90S1230-EXT   | 49.50         | SCC-90R1230-EXT   | 47.10        | TAPERED BEARING |
|           |       | SEMI STEEL               | 2500     |                | SCC-90S1230-SSR   | 40.92         | SCC-90R1230-SSR   | 36.96        | ROLLER          |
|           |       | DUCTILE STEEL            | 3500     |                | SCC-90S1230-DSR   | 42.92         | SCC-90R1230-DSR   | 40.67        | ROLLER          |
|           |       | DUCTILE STEEL            | 3500     |                | SCC-90S1230-DST   | 42.92         | SCC-90R1230-DST   | 40.67        | TAPERED BEARING |
|           |       | EZROLLING DUCTILE STEEL  | 3500     |                | SCC-90S1230-CDSR  | 42.92         | SCC-90R1230-CDSR  | 40.67        | ROLLER          |
|           |       | EZROLLING DUCTILE STEEL  | 3500     |                | SCC-90S1230-CDST  | 42.92         | SCC-90R1230-CDST  | 40.67        | TAPERED BEARING |
|           |       | PHENOLIC                 | 3500     |                | SCC-90S1230-PHR   | 29.25         | SCC-90R1230-PHR   | 25.00        | ROLLER          |

#90 SERIES

■ BEARING OPTIONS

- R-ROLLER BEARING ● D-DELTRIN ● P-PRECISION ● B-BALL BEARING ● S-SLEEVE OR PLAIN BEARING ● T-TAPERED BEARING

# KINGPINLESS CASTERS

CAPACITIES TO 6,000#

## STANDARD FEATURES

- THIS UNIQUE HOT FORGED ASTM1045 STEEL DESIGN ELIMINATES PROBLEMS ASSOCIATED WITH KINGPIN FAILURE DUE TO SEVERE SHOCK LOADING
- TOP PLATE AND INNER RACEWAY ARE INTEGRALLY FORGED CONSTRUCTION
- PRECISION MACHINED AND INDUCTION HARDENED SEALED RACEWAY PROVIDES EXCEPTIONALLY SMOOTH PERFORMANCE
- 1/2" DIAMETER HRC45 STEEL BALL BEARINGS ABSORB THRUST AND LOAD IN SEVERE ENVIRONMENTS
- ZINC PLATED
- GREASE FITTING ON RACEWAY
- 4 POSITION NOTCHES STANDARD (BSL)



## APPLICATIONS

- WHEREVER SEVERE SHOCK ENVIRONMENTS ARE ANTICIPATED

## TOP PLATE DIMENSIONS AND BOLT HOLE PATTERN

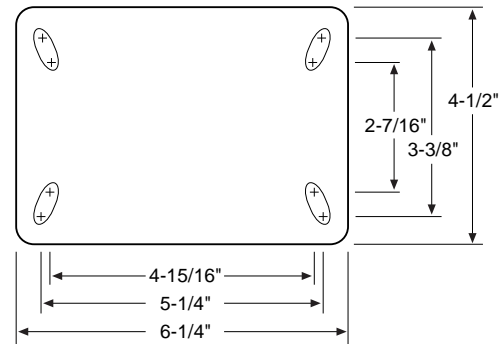
- 4-1/2x6-1/4 TOP PLATE
- BOLT HOLE PATTERN SLOTTED 2-7/16x4-15/16 TO 3-3/8x5-1/4
- ATTACHING BOLT SIZE 1/2"

## OPTIONS

FACE CONTACT BRAKE



4-POSITION LOCK



| Dia-meter        | Width | Wheel Material          | Capacity          | Load Height | Swivel Number      | Swivel Weight | Rigid Number       | Rigid Weight | Bearing Type    |
|------------------|-------|-------------------------|-------------------|-------------|--------------------|---------------|--------------------|--------------|-----------------|
| 6                | 2-1/2 | RUBBER ON STEEL         | 700               |             | SCC-KP91S625-RSR   | 21.46         | SCC-KP91R625-RSR   | 16.50        | ROLLER          |
|                  |       | RUBBER ON STEEL         | 700               |             | SCC-KP91S625-RST   | 22.46         | SCC-KP91R625-RST   | 19.21        | TAPERED BEARING |
|                  |       | POLYURETHANE/STEEL      | 1600              |             | SCC-KP91S625-PUR   | 21.46         | SCC-KP91R625-PUR   | 16.50        | ROLLER          |
|                  |       | EZROLLING PU ON STEEL   | 1700              |             | SCC-KP91S625-EZPUR | 23.00         | SCC-KP91R625-EZPUR | 19.75        | ROLLER          |
|                  |       | EZROLLING PU ON STEEL   | 1700              |             | SCC-KP91S625-EZPUT | 23.00         | SCC-KP91R625-EZPUT | 19.75        | TAPERED BEARING |
|                  |       | SEMI STEEL              | 1800              |             | SCC-KP91S625-SSR   | 21.24         | SCC-KP91R625-SSR   | 16.28        | ROLLER          |
|                  |       | DUCTILE STEEL           | 3500              | 7-1/2       | SCC-KP91S625-DSR   | 23.00         | SCC-KP91R625-DSR   | 19.75        | ROLLER          |
|                  |       | DUCTILE STEEL           | 3500              |             | SCC-KP91S625-DST   | 23.00         | SCC-KP91R625-DST   | 19.75        | TAPERED BEARING |
|                  |       | EZROLLING DUCTILE STEEL | 3500              |             | SCC-KP91S625-CDSR  | 23.00         | SCC-KP91R625-CDSR  | 19.75        | ROLLER          |
|                  |       | EZROLLING DUCTILE STEEL | 3500              |             | SCC-KP91S625-CDST  | 23.00         | SCC-KP91R625-CDST  | 19.75        | TAPERED BEARING |
|                  |       | V-GROOVE                | 2000              |             | SCC-KP91S625-VGR   | 22.78         | SCC-KP91R625-VGR   | 17.82        | ROLLER          |
|                  |       | DUCTILE V-GROOVE        | 3500              |             | SCC-KP91S625-DVGR  | 24.00         | SCC-KP91R625-DVGR  | 20.75        | ROLLER          |
|                  |       | DUCTILE V-GROOVE        | 3500              |             | SCC-KP91S625-DVGT  | 24.50         | SCC-KP91R625-DVGT  | 21.25        | TAPERED BEARING |
|                  |       | PHENOLIC                | 1600              |             | SCC-KP91S625-PHR   | 16.00         | SCC-KP91R625-PHR   | 11.50        | ROLLER          |
| 6                | 3     | RUBBER ON STEEL         | 750               |             | SCC-KP91S630-RSR   | 22.78         | SCC-KP91R630-RSR   | 17.82        | ROLLER          |
|                  |       | RUBBER ON STEEL         | 750               |             | SCC-KP91S630-RST   | 23.78         | SCC-KP91R630-RST   | 20.53        | TAPERED BEARING |
|                  |       | POLYURETHANE/STEEL      | 2000              |             | SCC-KP91S630-PUR   | 26.96         | SCC-KP91R630-PUR   | 22.00        | ROLLER          |
|                  |       | EZROLLING PU ON STEEL   | 2000              |             | SCC-KP91S630-EZPUR | 29.00         | SCC-KP91R630-EZPUR | 25.75        | ROLLER          |
|                  |       | EZROLLING PU ON STEEL   | 2000              |             | SCC-KP91S630-EZPUT | 29.00         | SCC-KP91R630-EZPUT | 25.75        | TAPERED BEARING |
|                  |       | HEAVY-DUTY PU ON STEEL  | 3000              |             | SCC-KP91S630-EXR   | 31.00         | SCC-KP91R630-EXR   | 27.75        | ROLLER          |
|                  |       | HEAVY-DUTY PU ON STEEL  | 3000              |             | SCC-KP91S630-EXT   | 31.00         | SCC-KP91R630-EXT   | 27.75        | TAPERED BEARING |
|                  |       | SEMI STEEL              | 2500              | 7-1/2       | SCC-KP91S630-SSR   | 22.34         | SCC-KP91R630-SSR   | 17.38        | ROLLER          |
|                  |       | DUCTILE STEEL           | 6000              |             | SCC-KP91S630-DSR   | 24.00         | SCC-KP91R630-DSR   | 20.75        | ROLLER          |
|                  |       | DUCTILE STEEL           | 6000              |             | SCC-KP91S630-DST   | 24.00         | SCC-KP91R630-DST   | 20.75        | TAPERED BEARING |
|                  |       | EZROLLING DUCTILE STEEL | 6000              |             | SCC-KP91S630-CDSR  | 24.00         | SCC-KP91R630-CDSR  | 20.75        | ROLLER          |
|                  |       | EZROLLING DUCTILE STEEL | 6000              |             | SCC-KP91S630-CDST  | 24.00         | SCC-KP91R630-CDST  | 20.75        | TAPERED BEARING |
|                  |       | V-GROOVE                | 2800              |             | SCC-KP91S630-VGR   | 24.00         | SCC-KP91R630-VGR   | 19.04        | ROLLER          |
|                  |       | DUCTILE V-GROOVE        | 5000              |             | SCC-KP91S630-DVGR  | 25.00         | SCC-KP91R630-DVGR  | 21.75        | ROLLER          |
| DUCTILE V-GROOVE | 5000  |                         | SCC-KP91S630-DVGT | 25.50       | SCC-KP91R630-DVGT  | 21.75         | TAPERED BEARING    |              |                 |
| PHENOLIC         | 2000  |                         | SCC-KP91S630-PHR  | 17.00       | SCC-KP91R630-PHR   | 12.50         | ROLLER             |              |                 |
| 8                | 2-1/2 | RUBBER ON STEEL         | 700               |             | SCC-KP91S825-RSR   | 23.00         | SCC-KP91R825-RSR   | 18.04        | ROLLER          |
|                  |       | RUBBER ON STEEL         | 700               |             | SCC-KP91S825-RST   | 24.00         | SCC-KP91R825-RST   | 20.75        | TAPERED BEARING |
|                  |       | POLYURETHANE/STEEL      | 1600              | 10-1/8      | SCC-KP91S825-PUR   | 23.00         | SCC-KP91R825-PUR   | 18.04        | ROLLER          |
|                  |       | EZROLLING PU ON STEEL   | 2000              |             | SCC-KP91S825-EZPUR | 25.00         | SCC-KP91R825-EZPUR | 21.75        | ROLLER          |
|                  |       | EZROLLING PU ON STEEL   | 2000              |             | SCC-KP91S825-EZPUT | 25.00         | SCC-KP91R825-EZPUT | 21.75        | TAPERED BEARING |

# KINGPINLESS CASTERS

CAPACITIES TO 6,000#

| Dia-meter | Width | Wheel Material          | Capacity | Load Height | Swivel Number       | Swivel Weight | Rigid Number        | Rigid Weight | Bearing Type    |
|-----------|-------|-------------------------|----------|-------------|---------------------|---------------|---------------------|--------------|-----------------|
| 8         | 2-1/2 | SEMI STEEL              | 1800     | 10-1/8      | SCC-KP91S825-SSR    | 26.08         | SCC-KP91R825-SSR    | 21.75        | ROLLER          |
|           |       | DUCTILE STEEL           | 4000     |             | SCC-KP91S825-DSR    | 28.00         | SCC-KP91R825-DSR    | 24.75        | ROLLER          |
|           |       | DUCTILE STEEL           | 4000     |             | SCC-KP91S825-DST    | 28.00         | SCC-KP91R825-DST    | 24.75        | TAPERED BEARING |
|           |       | EZROLLING DUCTILE STEEL | 4000     |             | SCC-KP91S825-CDSR   | 28.00         | SCC-KP91R825-CDSR   | 24.75        | ROLLER          |
|           |       | EZROLLING DUCTILE STEEL | 4000     |             | SCC-KP91S825-CDST   | 28.00         | SCC-KP91R825-CDST   | 24.75        | TAPERED BEARING |
|           |       | V-GROOVE                | 2500     |             | SCC-KP91S825-VGR    | 26.96         | SCC-KP91R825-VGR    | 22.00        | ROLLER          |
|           |       | DUCTILE V-GROOVE        | 3500     |             | SCC-KP91S825-DVGR   | 29.00         | SCC-KP91R825-DVGR   | 25.75        | ROLLER          |
|           |       | DUCTILE V-GROOVE        | 3500     |             | SCC-KP91S825-DVGT   | 29.00         | SCC-KP91R825-DVGT   | 25.75        | TAPERED BEARING |
|           |       | PHENOLIC                | 2000     |             | SCC-KP91S825-PHR    | 19.00         | SCC-KP91R825-PHR    | 14.00        | ROLLER          |
|           |       | ELASTOMER               | 1500     |             | SCC-KP91S825-ELP    | 18.55         | SCC-KP91R825-ELP    | 15.50        | PRECISION       |
| 8         | 3     | RUBBER ON STEEL         | 900      | 10-1/8      | SCC-KP91S830-RSR    | 23.00         | SCC-KP91R830-RSR    | 18.04        | ROLLER          |
|           |       | RUBBER ON STEEL         | 900      |             | SCC-KP91S830-RST    | 25.00         | SCC-KP91R830-RST    | 21.75        | TAPERED BEARING |
|           |       | POLYURETHANE/STEEL      | 2500     |             | SCC-KP91S830-PUR    | 26.96         | SCC-KP91R830-PUR    | 22.00        | ROLLER          |
|           |       | EZROLLING PU ON STEEL   | 2500     |             | SCC-KP91S830-EZPUR  | 29.00         | SCC-KP91R830-EZPUR  | 25.75        | ROLLER          |
|           |       | EZROLLING PU ON STEEL   | 2500     |             | SCC-KP91S830-EZPUT  | 29.00         | SCC-KP91R830-EZPUT  | 25.75        | TAPERED BEARING |
|           |       | HEAVY-DUTY PU ON STEEL  | 3500     |             | SCC-KP91S830-EXR    | 31.00         | SCC-KP91R830-EXR    | 25.75        | ROLLER          |
|           |       | HEAVY-DUTY PU ON STEEL  | 3500     |             | SCC-KP91S830-EXT    | 31.00         | SCC-KP91R830-EXT    | 25.75        | TAPERED BEARING |
|           |       | SEMI STEEL              | 2500     |             | SCC-KP91S830-SSR    | 23.00         | SCC-KP91R830-SSR    | 18.04        | ROLLER          |
|           |       | DUCTILE STEEL           | 6000     |             | SCC-KP91S830-DSR    | 28.00         | SCC-KP91R830-DSR    | 24.75        | ROLLER          |
|           |       | DUCTILE STEEL           | 6000     |             | SCC-KP91S830-DST    | 28.00         | SCC-KP91R830-DST    | 24.75        | TAPERED BEARING |
|           |       | EZROLLING DUCTILE STEEL | 6000     |             | SCC-KP91S830-CDSR   | 28.00         | SCC-KP91R830-CDSR   | 24.75        | ROLLER          |
|           |       | EZROLLING DUCTILE STEEL | 6000     |             | SCC-KP91S830-CDST   | 28.10         | SCC-KP91R830-CDST   | 24.85        | TAPERED BEARING |
|           |       | V-GROOVE                | 2800     |             | SCC-KP91S830-VGR    | 23.00         | SCC-KP91R830-VGR    | 18.04        | ROLLER          |
|           |       | DUCTILE V-GROOVE        | 5000     |             | SCC-KP91S830-DVGR   | 29.00         | SCC-KP91R830-DVGR   | 25.75        | ROLLER          |
|           |       | DUCTILE V-GROOVE        | 5000     |             | SCC-KP91S830-DVGT   | 29.00         | SCC-KP91R830-DVGT   | 25.75        | TAPERED BEARING |
|           |       | PHENOLIC                | 2500     |             | SCC-KP91S830-PHR    | 21.00         | SCC-KP91R830-PHR    | 16.00        | ROLLER          |
| 10        | 2-1/2 | RUBBER ON STEEL         | 950      | 12-1/2      | SCC-KP91S1025-RSR   | 24.98         | SCC-KP91R1025-RSR   | 22.02        | ROLLER          |
|           |       | RUBBER ON STEEL         | 950      |             | SCC-KP91S1025-RST   | 26.98         | SCC-KP91R1025-RST   | 23.79        | TAPERED BEARING |
|           |       | POLYURETHANE/STEEL      | 2200     |             | SCC-KP91S1025-PUR   | 30.92         | SCC-KP91R1025-PUR   | 25.96        | ROLLER          |
|           |       | EZROLLING PU ON STEEL   | 2500     |             | SCC-KP91S1025-EZPUR | 33.00         | SCC-KP91R1025-EZPUR | 29.75        | ROLLER          |
|           |       | EZROLLING PU ON STEEL   | 2500     |             | SCC-KP91S1025-EZPUT | 33.00         | SCC-KP91R1025-EZPUT | 29.75        | TAPERED BEARING |
|           |       | SEMI STEEL              | 2000     |             | SCC-KP91S1025-SSR   | 26.96         | SCC-KP91R1025-SSR   | 22.00        | ROLLER          |
|           |       | DUCTILE STEEL           | 5000     |             | SCC-KP91S1025-DSR   | 30.00         | SCC-KP91R1025-DSR   | 26.75        | ROLLER          |
|           |       | DUCTILE STEEL           | 5000     |             | SCC-KP91S1025-DST   | 30.00         | SCC-KP91R1025-DST   | 26.75        | TAPERED BEARING |
|           |       | PHENOLIC                | 2000     |             | SCC-KP91S1025-PHR   | 21.00         | SCC-KP91R1025-PHR   | 16.00        | ROLLER          |
|           |       | ELASTOMER               | 2500     |             | SCC-KP91S1025-ELP   | 19.75         | SCC-KP91R1025-ELP   | 16.25        | PRECISION       |
| 10        | 3     | RUBBER ON STEEL         | 1000     | 12-1/2      | SCC-KP91S1030-RSR   | 22.78         | SCC-KP91R1030-RSR   | 17.82        | ROLLER          |
|           |       | RUBBER ON STEEL         | 1000     |             | SCC-KP91S1030-RST   | 23.78         | SCC-KP91R1030-RST   | 20.53        | TAPERED BEARING |
|           |       | POLYURETHANE/STEEL      | 3000     |             | SCC-KP91S1030-PUR   | 26.96         | SCC-KP91R1030-PUR   | 22.00        | ROLLER          |
|           |       | EZROLLING PU ON STEEL   | 3000     |             | SCC-KP91S1030-EZPUR | 29.00         | SCC-KP91R1030-EZPUR | 25.75        | ROLLER          |
|           |       | EZROLLING PU ON STEEL   | 3000     |             | SCC-KP91S1030-EZPUT | 29.00         | SCC-KP91R1030-EZPUT | 25.75        | TAPERED BEARING |
|           |       | HEAVY-DUTY PU ON STEEL  | 4000     |             | SCC-KP91S1030-EXR   | 31.00         | SCC-KP91R1030-EXR   | 27.75        | ROLLER          |
|           |       | HEAVY-DUTY PU ON STEEL  | 4000     |             | SCC-KP91S1030-EXT   | 31.00         | SCC-KP91R1030-EXT   | 27.75        | TAPERED BEARING |
|           |       | SEMI STEEL              | 2500     |             | SCC-KP91S1030-SSR   | 22.34         | SCC-KP91R1030-SSR   | 17.38        | ROLLER          |
|           |       | DUCTILE STEEL           | 6000     |             | SCC-KP91S1030-DSR   | 24.00         | SCC-KP91R1030-DSR   | 20.75        | ROLLER          |
|           |       | DUCTILE STEEL           | 6000     |             | SCC-KP91S1030-DST   | 24.00         | SCC-KP91R1030-DST   | 20.75        | TAPERED BEARING |
|           |       | EZROLLING DUCTILE STEEL | 6000     |             | SCC-KP91S1030-CDSR  | 24.00         | SCC-KP91R1030-CDSR  | 20.75        | ROLLER          |
|           |       | EZROLLING DUCTILE STEEL | 6000     |             | SCC-KP91S1030-CDST  | 24.00         | SCC-KP91R1030-CDST  | 20.75        | TAPERED BEARING |
|           |       | V-GROOVE                | 3000     |             | SCC-KP91S1030-VGR   | 24.00         | SCC-KP91R1030-VGR   | 19.04        | ROLLER          |
|           |       | DUCTILE V-GROOVE        | 6000     |             | SCC-KP91S1030-DVGR  | 25.00         | SCC-KP91R1030-DVGR  | 21.75        | ROLLER          |
|           |       | DUCTILE V-GROOVE        | 6000     |             | SCC-KP91S1030-DVGT  | 25.50         | SCC-KP91R1030-DVGT  | 21.75        | TAPERED BEARING |
|           |       | PHENOLIC                | 2500     |             | SCC-KP91S1030-PHR   | 17.00         | SCC-KP91R1030-PHR   | 12.50        | ROLLER          |
| 12        | 2-1/2 | RUBBER ON STEEL         | 1000     | 15-1/2      | SCC-KP91S1225-RSR   | 23.50         | SCC-KP91R1225-RSR   | 21.00        | ROLLER          |
|           |       | RUBBER ON STEEL         | 1000     |             | SCC-KP91S1225-RST   | 25.50         | SCC-KP91R1225-RST   | 21.00        | TAPERED BEARING |
|           |       | POLYURETHANE/STEEL      | 2500     |             | SCC-KP91S1225-PUR   | 24.50         | SCC-KP91R1225-PUR   | 21.25        | ROLLER          |
|           |       | EZROLLING PU ON STEEL   | 2700     |             | SCC-KP91S1225-EZPUR | 26.00         | SCC-KP91R1225-EZPUR | 22.75        | ROLLER          |
|           |       | EZROLLING PU ON STEEL   | 2700     |             | SCC-KP91S1225-EZPUT | 26.00         | SCC-KP91R1225-EZPUT | 22.75        | TAPERED BEARING |
|           |       | SEMI STEEL              | 1800     |             | SCC-KP91S1225-SSR   | 26.00         | SCC-KP91R1225-SSR   | 22.75        | ROLLER          |
|           |       | PHENOLIC                | 3000     |             | SCC-KP91S1225-PHR   | 21.00         | SCC-KP91R1225-PHR   | 16.75        | ROLLER          |
| 12        | 3     | RUBBER ON STEEL         | 1200     | 15-1/2      | SCC-KP91S1230-RSR   | 30.00         | SCC-KP91R1230-RSR   | 26.96        | ROLLER          |
|           |       | RUBBER ON STEEL         | 1200     |             | SCC-KP91S1230-RST   | 31.00         | SCC-KP91R1230-RST   | 26.96        | TAPERED BEARING |
|           |       | POLYURETHANE/STEEL      | 3500     |             | SCC-KP91S1230-PUR   | 36.86         | SCC-KP91R1230-PUR   | 31.90        | ROLLER          |
|           |       | EZROLLING PU ON STEEL   | 3500     |             | SCC-KP91S1230-EZPUR | 38.86         | SCC-KP91R1230-EZPUR | 35.61        | ROLLER          |
|           |       | EZROLLING PU ON STEEL   | 3500     |             | SCC-KP91S1230-EZPUT | 38.86         | SCC-KP91R1230-EZPUT | 35.61        | TAPERED BEARING |
|           |       | HEAVY-DUTY PU ON STEEL  | 4000     |             | SCC-KP91S1230-EXR   | 41.00         | SCC-KP91R1230-EXR   | 37.70        | ROLLER          |
|           |       | HEAVY-DUTY PU ON STEEL  | 4000     |             | SCC-KP91S1230-EXT   | 41.00         | SCC-KP91R1230-EXT   | 37.70        | TAPERED BEARING |
|           |       | SEMI STEEL              | 2500     |             | SCC-KP91S1230-SSR   | 37.30         | SCC-KP91R1230-SSR   | 32.34        | ROLLER          |
|           |       | DUCTILE STEEL           | 6000     |             | SCC-KP91S1230-DSR   | 39.30         | SCC-KP91R1230-DSR   | 36.05        | ROLLER          |
|           |       | DUCTILE STEEL           | 6000     |             | SCC-KP91S1230-DST   | 39.30         | SCC-KP91R1230-DST   | 36.05        | TAPERED BEARING |
|           |       | EZROLLING DUCTILE STEEL | 6000     |             | SCC-KP91S1230-CDSR  | 39.30         | SCC-KP91R1230-CDSR  | 36.05        | ROLLER          |
|           |       | EZROLLING DUCTILE STEEL | 6000     |             | SCC-KP91S1230-CDST  | 39.30         | SCC-KP91R1230-CDST  | 36.05        | TAPERED BEARING |
|           |       | PHENOLIC                | 3500     |             | SCC-KP91S1230-PHR   | 25.00         | SCC-KP91R1230-PHR   | 20.00        | ROLLER          |

#KP 91 SERIES

# KINGPINLESS CASTERS

## CAPACITIES TO 7,000# (CONT'D)

### STANDARD FEATURES

- THIS UNIQUE HOT FORGED ASTM1045 STEEL DESIGN ELIMINATES PROBLEMS ASSOCIATED WITH KINGPIN FAILURE DUE TO SEVERE SHOCK LOADING
- TOP PLATE AND INNER RACEWAY ARE INTEGRALLY FORGED CONSTRUCTION
- PRECISION MACHINED AND INDUCTION HARDENED SEALED RACEWAY PROVIDES EXCEPTIONALLY SMOOTH PERFORMANCE
- 1/2" DIAMETER HRC45 STEEL BALL BEARINGS ABSORB THRUST AND LOAD IN SEVERE ENVIRONMENTS
- ZINC PLATED
- GREASE FITTING ON RACEWAY
- 4 POSITION NOTCHES STANDARD (BSL)

### APPLICATIONS

- WHEREVER SEVERE SHOCK ENVIRONMENTS ARE ANTICIPATED

### TOP PLATE DIMENSIONS AND BOLT HOLE PATTERN

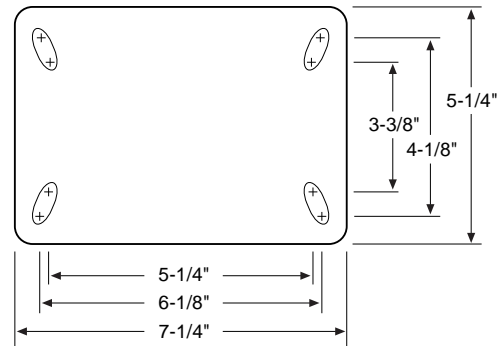
- 5-1/4x7-1/4 TOP PLATE
- BOLT HOLE PATTERN SLOTTED 3-3/8x5-1/4 TO 4-1/8x6-1/8
- ATTACHING BOLT SIZE 1/2"

### OPTIONS

#### FACE CONTACT BRAKE



#### 4-POSITION LOCK



| Dia-meter        | Width | Wheel Material          | Capacity | Load Height       | Swivel Number      | Swivel Weight   | Rigid Number       | Rigid Weight | Bearing Type    |
|------------------|-------|-------------------------|----------|-------------------|--------------------|-----------------|--------------------|--------------|-----------------|
| 6                | 2-1/2 | RUBBER ON STEEL         | 700      | 8                 | SCC-KP92S625-RSR   | 21.46           | SCC-KP92R625-RSR   | 16.50        | ROLLER          |
|                  |       | RUBBER ON STEEL         | 700      |                   | SCC-KP92S625-RST   | 22.46           | SCC-KP92R625-RST   | 19.21        | TAPERED BEARING |
|                  |       | POLYURETHANE/STEEL      | 1600     |                   | SCC-KP92S625-PUR   | 21.46           | SCC-KP92R625-PUR   | 16.50        | ROLLER          |
|                  |       | EZROLLING PU ON STEEL   | 1700     |                   | SCC-KP92S625-EZPUR | 23.00           | SCC-KP92R625-EZPUR | 19.75        | ROLLER          |
|                  |       | EZROLLING PU ON STEEL   | 1700     |                   | SCC-KP92S625-EZPUT | 23.00           | SCC-KP92R625-EZPUT | 19.75        | TAPERED BEARING |
|                  |       | SEMI STEEL              | 1800     |                   | SCC-KP92S625-SSR   | 21.24           | SCC-KP92R625-SSR   | 16.28        | ROLLER          |
|                  |       | DUCTILE STEEL           | 3500     |                   | SCC-KP92S625-DSR   | 23.00           | SCC-KP92R625-DSR   | 19.75        | ROLLER          |
|                  |       | DUCTILE STEEL           | 3500     |                   | SCC-KP92S625-DST   | 23.00           | SCC-KP92R625-DST   | 19.75        | TAPERED BEARING |
|                  |       | EZROLLING DUCTILE STEEL | 3500     |                   | SCC-KP92S625-CDSR  | 23.00           | SCC-KP92R625-CDSR  | 19.75        | ROLLER          |
|                  |       | EZROLLING DUCTILE STEEL | 3500     |                   | SCC-KP92S625-CDST  | 23.00           | SCC-KP92R625-CDST  | 19.75        | TAPERED BEARING |
|                  |       | V-GROOVE                | 2000     |                   | SCC-KP92S625-VGR   | 22.78           | SCC-KP92R625-VGR   | 17.82        | ROLLER          |
|                  |       | DUCTILE V-GROOVE        | 3500     |                   | SCC-KP92S625-DVGR  | 24.00           | SCC-KP92R625-DVGR  | 20.75        | ROLLER          |
|                  |       | DUCTILE V-GROOVE        | 3500     |                   | SCC-KP92S625-DVGT  | 24.50           | SCC-KP92R625-DVGT  | 21.25        | TAPERED BEARING |
|                  |       | PHENOLIC                | 1600     |                   | SCC-KP92S625-PHR   | 16.00           | SCC-KP92R625-PHR   | 11.50        | ROLLER          |
| 6                | 3     | RUBBER ON STEEL         | 750      | 8                 | SCC-KP92S630-RSR   | 22.78           | SCC-KP92R630-RSR   | 17.82        | ROLLER          |
|                  |       | RUBBER ON STEEL         | 750      |                   | SCC-KP92S630-RST   | 23.78           | SCC-KP92R630-RST   | 20.53        | TAPERED BEARING |
|                  |       | POLYURETHANE/STEEL      | 2000     |                   | SCC-KP92S630-PUR   | 26.96           | SCC-KP92R630-PUR   | 22.00        | ROLLER          |
|                  |       | EZROLLING PU ON STEEL   | 2000     |                   | SCC-KP92S630-EZPUR | 29.00           | SCC-KP92R630-EZPUR | 25.75        | ROLLER          |
|                  |       | EZROLLING PU ON STEEL   | 2000     |                   | SCC-KP92S630-EZPUT | 29.00           | SCC-KP92R630-EZPUT | 25.75        | TAPERED BEARING |
|                  |       | HEAVY-DUTY PU ON STEEL  | 3000     |                   | SCC-KP92S630-EXR   | 31.00           | SCC-KP92R630-EXR   | 27.75        | ROLLER          |
|                  |       | HEAVY-DUTY PU ON STEEL  | 3000     |                   | SCC-KP92S630-EXT   | 31.00           | SCC-KP92R630-EXT   | 27.75        | TAPERED BEARING |
|                  |       | SEMI STEEL              | 2500     |                   | SCC-KP92S630-SSR   | 22.34           | SCC-KP92R630-SSR   | 17.38        | ROLLER          |
|                  |       | DUCTILE STEEL           | 6000     |                   | SCC-KP92S630-DSR   | 24.00           | SCC-KP92R630-DSR   | 20.75        | ROLLER          |
|                  |       | DUCTILE STEEL           | 6000     |                   | SCC-KP92S630-DST   | 24.00           | SCC-KP92R630-DST   | 20.75        | TAPERED BEARING |
|                  |       | EZROLLING DUCTILE STEEL | 6000     |                   | SCC-KP92S630-CDSR  | 24.00           | SCC-KP92R630-CDSR  | 20.75        | ROLLER          |
|                  |       | EZROLLING DUCTILE STEEL | 6000     |                   | SCC-KP92S630-CDST  | 24.00           | SCC-KP92R630-CDST  | 20.75        | TAPERED BEARING |
|                  |       | V-GROOVE                | 2800     |                   | SCC-KP92S630-VGR   | 24.00           | SCC-KP92R630-VGR   | 19.04        | ROLLER          |
|                  |       | DUCTILE V-GROOVE        | 5000     |                   | SCC-KP92S630-DVGR  | 25.00           | SCC-KP92R630-DVGR  | 21.75        | ROLLER          |
| DUCTILE V-GROOVE | 5000  | SCC-KP92S630-DVGT       | 25.50    | SCC-KP92R630-DVGT | 21.75              | TAPERED BEARING |                    |              |                 |
| PHENOLIC         | 2000  | SCC-KP92S630-PHR        | 17.00    | SCC-KP92R630-PHR  | 12.50              | ROLLER          |                    |              |                 |
| 8                | 2-1/2 | RUBBER ON STEEL         | 700      | 10-1/2            | SCC-KP92S825-RSR   | 23.00           | SCC-KP92R825-RSR   | 18.04        | ROLLER          |
|                  |       | RUBBER ON STEEL         | 700      |                   | SCC-KP92S825-RST   | 24.00           | SCC-KP92R825-RST   | 20.75        | TAPERED BEARING |
|                  |       | POLYURETHANE/STEEL      | 1600     |                   | SCC-KP92S825-PUR   | 23.00           | SCC-KP92R825-PUR   | 18.04        | ROLLER          |
|                  |       | EZROLLING PU ON STEEL   | 2000     |                   | SCC-KP92S825-EZPUR | 25.00           | SCC-KP92R825-EZPUR | 21.75        | ROLLER          |
|                  |       | EZROLLING PU ON STEEL   | 2000     |                   | SCC-KP92S825-EZPUT | 25.00           | SCC-KP92R825-EZPUT | 21.75        | TAPERED BEARING |

# KINGPINLESS CASTERS

CAPACITIES TO 7,000# (CONT'D)

| Dia-meter | Width | Wheel Material          | Capacity | Load Height | Swivel Number       | Swivel Weight | Rigid Number        | Rigid Weight | Bearing Type    |
|-----------|-------|-------------------------|----------|-------------|---------------------|---------------|---------------------|--------------|-----------------|
|           |       | SEMI STEEL              | 1800     |             | SCC-KP92S825-SSR    | 26.08         | SCC-KP92R825-SSR    | 21.75        | ROLLER          |
|           |       | DUCTILE STEEL           | 4000     |             | SCC-KP92S825-DSR    | 28.00         | SCC-KP92R825-DSR    | 24.75        | ROLLER          |
|           |       | DUCTILE STEEL           | 4000     |             | SCC-KP92S825-DST    | 28.00         | SCC-KP92R825-DST    | 24.75        | TAPERED BEARING |
|           |       | EZROLLING DUCTILE STEEL | 4000     |             | SCC-KP92S825-CDSR   | 28.00         | SCC-KP92R825-CDSR   | 24.75        | ROLLER          |
| 8         | 2-1/2 | EZROLLING DUCTILE STEEL | 4000     | 10-1/2      | SCC-KP92S825-CDST   | 28.00         | SCC-KP92R825-CDST   | 24.75        | TAPERED BEARING |
|           |       | V-GROOVE                | 2500     |             | SCC-KP92S825-VGR    | 26.96         | SCC-KP92R825-VGR    | 22.00        | ROLLER          |
|           |       | DUCTILE V-GROOVE        | 3500     |             | SCC-KP92S825-DVGR   | 29.00         | SCC-KP92R825-DVGR   | 25.75        | ROLLER          |
|           |       | DUCTILE V-GROOVE        | 3500     |             | SCC-KP92S825-DVGT   | 29.00         | SCC-KP92R825-DVGT   | 25.75        | TAPERED BEARING |
|           |       | PHENOLIC                | 2000     |             | SCC-KP92S825-PHR    | 19.00         | SCC-KP92R825-PHR    | 14.00        | ROLLER          |
|           |       | ELASTOMER               | 1500     |             | SCC-KP92S825-ELP    | 18.55         | SCC-KP92R825-ELP    | 15.50        | PRECISION       |
|           |       | RUBBER ON STEEL         | 900      |             | SCC-KP92S830-RSR    | 23.00         | SCC-KP92R830-RSR    | 18.04        | ROLLER          |
|           |       | RUBBER ON STEEL         | 900      |             | SCC-KP92S830-RST    | 25.00         | SCC-KP92R830-RST    | 21.75        | TAPERED BEARING |
|           |       | POLYURETHANE/STEEL      | 2500     |             | SCC-KP92S830-PUR    | 26.96         | SCC-KP92R830-PUR    | 22.00        | ROLLER          |
|           |       | EZROLLING PU ON STEEL   | 2500     |             | SCC-KP92S830-EZPUR  | 29.00         | SCC-KP92R830-EZPUR  | 25.75        | ROLLER          |
|           |       | EZROLLING PU ON STEEL   | 2500     |             | SCC-KP92S830-EZPUT  | 29.00         | SCC-KP92R830-EZPUT  | 25.75        | TAPERED BEARING |
|           |       | HEAVY-DUTY PU ON STEEL  | 3500     |             | SCC-KP92S830-EXR    | 31.00         | SCC-KP92R830-EXR    | 25.75        | ROLLER          |
|           |       | HEAVY-DUTY PU ON STEEL  | 3500     |             | SCC-KP92S830-EXT    | 31.00         | SCC-KP92R830-EXT    | 25.75        | TAPERED BEARING |
| 8         | 3     | SEMI STEEL              | 2500     | 10-1/2      | SCC-KP92S830-SSR    | 23.00         | SCC-KP92R830-SSR    | 18.04        | ROLLER          |
|           |       | DUCTILE STEEL           | 6000     |             | SCC-KP92S830-DSR    | 28.00         | SCC-KP92R830-DSR    | 24.75        | ROLLER          |
|           |       | DUCTILE STEEL           | 6000     |             | SCC-KP92S830-DST    | 28.00         | SCC-KP92R830-DST    | 24.75        | TAPERED BEARING |
|           |       | EZROLLING DUCTILE STEEL | 6000     |             | SCC-KP92S830-CDSR   | 28.00         | SCC-KP92R830-CDSR   | 24.75        | ROLLER          |
|           |       | EZROLLING DUCTILE STEEL | 6000     |             | SCC-KP92S830-CDST   | 28.10         | SCC-KP92R830-CDST   | 24.85        | TAPERED BEARING |
|           |       | V-GROOVE                | 2800     |             | SCC-KP92S830-VGR    | 23.00         | SCC-KP92R830-VGR    | 18.04        | ROLLER          |
|           |       | DUCTILE V-GROOVE        | 5000     |             | SCC-KP92S830-DVGR   | 29.00         | SCC-KP92R830-DVGR   | 25.75        | ROLLER          |
|           |       | DUCTILE V-GROOVE        | 5000     |             | SCC-KP92S830-DVGT   | 29.00         | SCC-KP92R830-DVGT   | 25.75        | TAPERED BEARING |
|           |       | PHENOLIC                | 2500     |             | SCC-KP92S830-PHR    | 21.00         | SCC-KP92R830-PHR    | 16.00        | ROLLER          |
|           |       | RUBBER ON STEEL         | 950      |             | SCC-KP92S1025-RSR   | 24.98         | SCC-KP92R1025-RSR   | 22.02        | ROLLER          |
|           |       | RUBBER ON STEEL         | 950      |             | SCC-KP92S1025-RST   | 26.98         | SCC-KP92R1025-RST   | 23.79        | TAPERED BEARING |
|           |       | POLYURETHANE/STEEL      | 2200     |             | SCC-KP92S1025-PUR   | 30.92         | SCC-KP92R1025-PUR   | 25.96        | ROLLER          |
|           |       | EZROLLING PU ON STEEL   | 2500     |             | SCC-KP92S1025-EZPUR | 33.00         | SCC-KP92R1025-EZPUR | 29.75        | ROLLER          |
| 10        | 2-1/2 | EZROLLING PU ON STEEL   | 2500     | 12-1/2      | SCC-KP92S1025-EZPUT | 33.00         | SCC-KP92R1025-EZPUT | 29.75        | TAPERED BEARING |
|           |       | SEMI STEEL              | 2000     |             | SCC-KP92S1025-SSR   | 26.96         | SCC-KP92R1025-SSR   | 22.00        | ROLLER          |
|           |       | DUCTILE STEEL           | 5000     |             | SCC-KP92S1025-DSR   | 30.00         | SCC-KP92R1025-DSR   | 26.75        | ROLLER          |
|           |       | PHENOLIC                | 2000     |             | SCC-KP92S1025-PHR   | 21.00         | SCC-KP92R1025-PHR   | 16.00        | ROLLER          |
|           |       | ELASTOMER               | 2500     |             | SCC-KP92S1025-ELP   | 19.75         | SCC-KP92R1025-ELP   | 16.25        | PRECISION       |
|           |       | RUBBER ON STEEL         | 1000     |             | SCC-KP92S1030-RSR   | 22.78         | SCC-KP92R1030-RSR   | 17.82        | ROLLER          |
|           |       | RUBBER ON STEEL         | 1000     |             | SCC-KP92S1030-RST   | 23.78         | SCC-KP92R1030-RST   | 20.53        | TAPERED BEARING |
|           |       | POLYURETHANE/STEEL      | 3000     |             | SCC-KP92S1030-PUR   | 26.96         | SCC-KP92R1030-PUR   | 22.00        | ROLLER          |
|           |       | EZROLLING PU ON STEEL   | 3000     |             | SCC-KP92S1030-EZPUR | 29.00         | SCC-KP92R1030-EZPUR | 25.75        | ROLLER          |
|           |       | EZROLLING PU ON STEEL   | 3000     |             | SCC-KP92S1030-EZPUT | 29.00         | SCC-KP92R1030-EZPUT | 25.75        | TAPERED BEARING |
|           |       | HEAVY-DUTY PU ON STEEL  | 4000     |             | SCC-KP92S1030-EXR   | 31.00         | SCC-KP92R1030-EXR   | 27.75        | ROLLER          |
|           |       | HEAVY-DUTY PU ON STEEL  | 4000     |             | SCC-KP92S1030-EXT   | 31.00         | SCC-KP92R1030-EXT   | 27.75        | TAPERED BEARING |
| 10        | 3     | SEMI STEEL              | 2500     | 12-1/2      | SCC-KP92S1030-SSR   | 22.34         | SCC-KP92R1030-SSR   | 17.38        | ROLLER          |
|           |       | DUCTILE STEEL           | 6000     |             | SCC-KP92S1030-DSR   | 24.00         | SCC-KP92R1030-DSR   | 20.75        | ROLLER          |
|           |       | DUCTILE STEEL           | 6000     |             | SCC-KP92S1030-DST   | 24.00         | SCC-KP92R1030-DST   | 20.75        | TAPERED BEARING |
|           |       | EZROLLING DUCTILE STEEL | 6000     |             | SCC-KP92S1030-CDSR  | 24.00         | SCC-KP92R1030-CDSR  | 20.75        | ROLLER          |
|           |       | EZROLLING DUCTILE STEEL | 6000     |             | SCC-KP92S1030-CDST  | 24.00         | SCC-KP92R1030-CDST  | 20.75        | TAPERED BEARING |
|           |       | V-GROOVE                | 3000     |             | SCC-KP92S1030-VGR   | 24.00         | SCC-KP92R1030-VGR   | 19.04        | ROLLER          |
|           |       | DUCTILE V-GROOVE        | 6000     |             | SCC-KP92S1030-DVGR  | 25.00         | SCC-KP92R1030-DVGR  | 21.75        | ROLLER          |
|           |       | DUCTILE V-GROOVE        | 6000     |             | SCC-KP92S1030-DVGT  | 25.50         | SCC-KP92R1030-DVGT  | 21.75        | TAPERED BEARING |
|           |       | PHENOLIC                | 2500     |             | SCC-KP92S1030-PHR   | 17.00         | SCC-KP92R1030-PHR   | 12.50        | ROLLER          |
|           |       | RUBBER ON STEEL         | 1000     |             | SCC-KP92S1225-RSR   | 23.50         | SCC-KP92R1225-RSR   | 21.00        | ROLLER          |
|           |       | RUBBER ON STEEL         | 1000     |             | SCC-KP92S1225-RST   | 25.50         | SCC-KP92R1225-RST   | 21.00        | TAPERED BEARING |
|           |       | POLYURETHANE/STEEL      | 2500     |             | SCC-KP92S1225-PUR   | 24.50         | SCC-KP92R1225-PUR   | 21.25        | ROLLER          |
| 12        | 2-1/2 | EZROLLING PU ON STEEL   | 2700     | 15-1/2      | SCC-KP92S1225-EZPUR | 26.00         | SCC-KP92R1225-EZPUR | 22.75        | ROLLER          |
|           |       | EZROLLING PU ON STEEL   | 2700     |             | SCC-KP92S1225-EZPUT | 26.00         | SCC-KP92R1225-EZPUT | 22.75        | TAPERED BEARING |
|           |       | SEMI STEEL              | 1800     |             | SCC-KP92S1225-SSR   | 26.00         | SCC-KP92R1225-SSR   | 22.75        | ROLLER          |
|           |       | PHENOLIC                | 3000     |             | SCC-KP92S1225-PHR   | 21.00         | SCC-KP92R1225-PHR   | 16.75        | ROLLER          |
|           |       | RUBBER ON STEEL         | 1200     |             | SCC-KP92S1230-RSR   | 30.00         | SCC-KP92R1230-RSR   | 26.96        | ROLLER          |
|           |       | RUBBER ON STEEL         | 1200     |             | SCC-KP92S1230-RST   | 31.00         | SCC-KP92R1230-RST   | 26.96        | TAPERED BEARING |
|           |       | POLYURETHANE/STEEL      | 3500     |             | SCC-KP92S1230-PUR   | 36.86         | SCC-KP92R1230-PUR   | 31.90        | ROLLER          |
|           |       | EZROLLING PU ON STEEL   | 3500     |             | SCC-KP92S1230-EZPUR | 38.86         | SCC-KP92R1230-EZPUR | 35.61        | ROLLER          |
|           |       | EZROLLING PU ON STEEL   | 3500     |             | SCC-KP92S1230-EZPUT | 38.86         | SCC-KP92R1230-EZPUT | 35.61        | TAPERED BEARING |
|           |       | HEAVY-DUTY PU ON STEEL  | 4000     |             | SCC-KP92S1230-EXR   | 41.00         | SCC-KP92R1230-EXR   | 37.70        | ROLLER          |
| 12        | 3     | HEAVY-DUTY PU ON STEEL  | 4000     | 15-1/2      | SCC-KP92S1230-EXT   | 41.00         | SCC-KP92R1230-EXT   | 37.70        | TAPERED BEARING |
|           |       | SEMI STEEL              | 2500     |             | SCC-KP92S1230-SSR   | 37.30         | SCC-KP92R1230-SSR   | 32.34        | ROLLER          |
|           |       | DUCTILE STEEL           | 6000     |             | SCC-KP92S1230-DSR   | 39.30         | SCC-KP92R1230-DSR   | 36.05        | ROLLER          |
|           |       | DUCTILE STEEL           | 6000     |             | SCC-KP92S1230-DST   | 39.30         | SCC-KP92R1230-DST   | 36.05        | TAPERED BEARING |
|           |       | EZROLLING DUCTILE STEEL | 6000     |             | SCC-KP92S1230-CDSR  | 39.30         | SCC-KP92R1230-CDSR  | 36.05        | ROLLER          |
|           |       | EZROLLING DUCTILE STEEL | 6000     |             | SCC-KP92S1230-CDST  | 39.30         | SCC-KP92R1230-CDST  | 36.05        | TAPERED BEARING |
|           |       | PHENOLIC                | 3500     |             | SCC-KP92S1230-PHR   | 25.00         | SCC-KP92R1230-PHR   | 20.00        | ROLLER          |

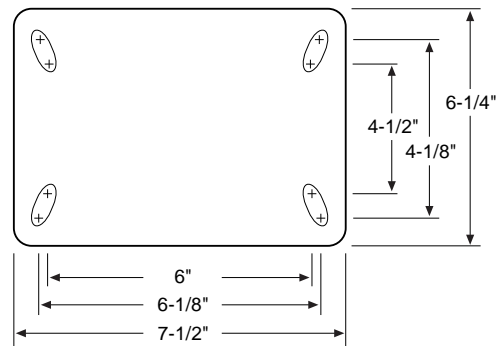
#KP 92 SERIES

# KINGPINLESS CASTERS

CAPACITIES TO 20,000#

## STANDARD FEATURES

- THIS UNIQUE HOT FORGED ASTM1045 STEEL DESIGN ELIMINATES PROBLEMS ASSOCIATED WITH KINGPIN FAILURE DUE TO SEVERE SHOCK LOADING
- TOP PLATE AND INNER RACEWAY ARE INTEGRALLY FORGED CONSTRUCTION
- PRECISION MACHINED AND INDUCTION HARDENED SEALED RACEWAY PROVIDES EXCEPTIONALLY SMOOTH PERFORMANCE
- ZINC PLATED
- GREASE FITTING ON RACEWAY
- 4 POSITION NOTCHES STANDARD
- OVERALL TOP PLATE 6-1/4" x 7-1/2"
- MOUNTING BOLT DIAMETER: 1/2"
- BOLT HOLE SPACING: 4-1/2" x 6" SLOTTED TO 4-1/8" x 6-1/8"
- AXLE HOLE: 1" FOR 630,830,1030,& 1230  
1-1/4" FOR 640,840,1040,&1240



## APPLICATIONS

- WHEREVER SEVERE SHOCK ENVIRONMENTS ARE ANTICIPATED

#KP 93 SERIES

| Dia-meter | Width | Wheel Material          | Capacity | Load Height | Swivel Number      | Swivel Weight | Rigid Number       | Rigid Weight | Bearing Type    |
|-----------|-------|-------------------------|----------|-------------|--------------------|---------------|--------------------|--------------|-----------------|
| 6         | 3     | RUBBER ON STEEL         | 750      | 8-1/2       | SCC-KP93S630-RSR   | 22.78         | SCC-KP93R630-RSR   | 17.82        | ROLLER          |
|           |       | RUBBER ON STEEL         | 750      |             | SCC-KP93S630-RST   | 23.78         | SCC-KP93R630-RST   | 20.53        | TAPERED BEARING |
|           |       | POLYURETHANE/STEEL      | 2000     |             | SCC-KP93S630-PUR   | 26.96         | SCC-KP93R630-PUR   | 22.00        | ROLLER          |
|           |       | EZROLLING PU ON STEEL   | 2000     |             | SCC-KP93S630-EZPUR | 29.00         | SCC-KP93R630-EZPUR | 25.75        | ROLLER          |
|           |       | EZROLLING PU ON STEEL   | 2000     |             | SCC-KP93S630-EZPUT | 29.00         | SCC-KP93R630-EZPUT | 25.75        | TAPERED BEARING |
|           |       | HEAVY-DUTY PU ON STEEL  | 3000     |             | SCC-KP93S630-EXR   | 31.00         | SCC-KP93R630-EXR   | 27.75        | ROLLER          |
|           |       | HEAVY-DUTY PU ON STEEL  | 3000     |             | SCC-KP93S630-EXT   | 31.00         | SCC-KP93R630-EXT   | 27.75        | TAPERED BEARING |
|           |       | SEMI STEEL              | 2500     |             | SCC-KP93S630-SSR   | 22.34         | SCC-KP93R630-SSR   | 17.38        | ROLLER          |
|           |       | DUCTILE STEEL           | 6000     |             | SCC-KP93S630-DSR   | 24.00         | SCC-KP93R630-DSR   | 20.75        | ROLLER          |
|           |       | DUCTILE STEEL           | 6000     |             | SCC-KP93S630-DST   | 24.00         | SCC-KP93R630-DST   | 20.75        | TAPERED BEARING |
|           |       | EZROLLING DUCTILE STEEL | 6000     |             | SCC-KP93S630-CDSR  | 24.00         | SCC-KP93R630-CDSR  | 20.75        | ROLLER          |
|           |       | EZROLLING DUCTILE STEEL | 6000     |             | SCC-KP93S630-CDST  | 24.00         | SCC-KP93R630-CDST  | 20.75        | TAPERED BEARING |
|           |       | V-GROOVE                | 2800     |             | SCC-KP93S630-VGR   | 24.00         | SCC-KP93R630-VGR   | 19.04        | ROLLER          |
|           |       | DUCTILE V-GROOVE        | 5000     |             | SCC-KP93S630-DVGR  | 25.00         | SCC-KP93R630-DVGR  | 21.75        | ROLLER          |
|           |       | DUCTILE V-GROOVE        | 5000     |             | SCC-KP93S630-DVGT  | 25.50         | SCC-KP93R630-DVGT  | 21.75        | TAPERED BEARING |
|           |       | PHENOLIC                | 2000     |             | SCC-KP93S630-PHR   | 17.00         | SCC-KP93R630-PHR   | 12.50        | ROLLER          |
| 8         | 3     | RUBBER ON STEEL         | 900      | 10-1/2      | SCC-KP93S830-RSR   | 29.00         | SCC-KP93R830-RSR   | 20.00        | ROLLER          |
|           |       | RUBBER ON STEEL         | 900      |             | SCC-KP93S830-RST   | 31.00         | SCC-KP93R830-RST   | 22.00        | TAPERED BEARING |
|           |       | POLYURETHANE/STEEL      | 2500     |             | SCC-KP93S830-PUR   | 32.96         | SCC-KP93R830-PUR   | 23.96        | ROLLER          |
|           |       | EZROLLING PU ON STEEL   | 2500     |             | SCC-KP93S830-EZPUR | 35.00         | SCC-KP93R830-EZPUR | 26.00        | ROLLER          |
|           |       | EZROLLING PU ON STEEL   | 2500     |             | SCC-KP93S830-EZPUT | 35.00         | SCC-KP93R830-EZPUT | 26.00        | TAPERED BEARING |
|           |       | HEAVY-DUTY PU ON STEEL  | 3500     |             | SCC-KP93S830-EXR   | 37.00         | SCC-KP93R830-EXR   | 28.00        | ROLLER          |
|           |       | HEAVY-DUTY PU ON STEEL  | 3500     |             | SCC-KP93S830-EXT   | 37.00         | SCC-KP93R830-EXT   | 28.00        | TAPERED BEARING |
|           |       | SEMI STEEL              | 2500     |             | SCC-KP93S830-SSR   | 29.00         | SCC-KP93R830-SSR   | 20.00        | ROLLER          |
|           |       | DUCTILE STEEL           | 6000     |             | SCC-KP93S830-DSR   | 34.00         | SCC-KP93R830-DSR   | 25.00        | ROLLER          |
|           |       | DUCTILE STEEL           | 6000     |             | SCC-KP93S830-DST   | 34.00         | SCC-KP93R830-DST   | 25.00        | TAPERED BEARING |
|           |       | EZROLLING DUCTILE STEEL | 6000     |             | SCC-KP93S830-CDSR  | 34.00         | SCC-KP93R830-CDSR  | 25.00        | ROLLER          |
|           |       | EZROLLING DUCTILE STEEL | 6000     |             | SCC-KP93S830-CDST  | 34.10         | SCC-KP93R830-CDST  | 25.10        | TAPERED BEARING |
|           |       | V-GROOVE                | 2800     |             | SCC-KP93S830-VGR   | 29.00         | SCC-KP93R830-VGR   | 20.00        | ROLLER          |
|           |       | DUCTILE V-GROOVE        | 5000     |             | SCC-KP93S830-DVGR  | 35.00         | SCC-KP93R830-DVGR  | 26.00        | ROLLER          |
|           |       | DUCTILE V-GROOVE        | 5000     |             | SCC-KP93S830-DVGT  | 35.50         | SCC-KP93R830-DVGT  | 26.00        | TAPERED BEARING |
|           |       | PHENOLIC                | 2500     |             | SCC-KP93S830-PHR   | 27.00         | SCC-KP93R830-PHR   | 18.00        | ROLLER          |

# KINGPINLESS CASTERS

CAPACITIES TO 20,000#

| Dia-meter               | Width | Wheel Material          | Cap-acity | Load Height        | Swivel Number       | Swivel Weight      | Rigid Number        | Rigid Weight      | Bearing Type    |
|-------------------------|-------|-------------------------|-----------|--------------------|---------------------|--------------------|---------------------|-------------------|-----------------|
| 8                       | 4     | DUCTILE STEEL           | 6000      | 10-1/2             | SCC-KP93S840-DSR    | 41.00              | SCC-KP93R840-DSR    | 32.00             | ROLLER          |
|                         |       | DUCTILE STEEL           | 7000      |                    | SCC-KP93S840-DST    | 41.00              | SCC-KP93R840-DST    | 32.00             | TAPERED BEARING |
|                         |       | EZROLLING DUCTILE STEEL | 6000      |                    | SCC-KP93S840-CDSR   | 41.00              | SCC-KP93R840-CDSR   | 32.00             | ROLLER          |
|                         |       | EZROLLING DUCTILE STEEL | 7000      |                    | SCC-KP93S840-CDST   | 41.00              | SCC-KP93R840-CDST   | 32.00             | TAPERED BEARING |
|                         |       | HEAVY-DUTY PU ON STEEL  | 4000      |                    | SCC-KP93S840-EXR    | 38.00              | SCC-KP93R840-EXR    | 29.00             | ROLLER          |
|                         |       | HEAVY-DUTY PU ON STEEL  | 4000      |                    | SCC-KP93S840-EXT    | 38.00              | SCC-KP93R840-EXT    | 29.00             | TAPERED BEARING |
| 10                      | 3     | RUBBER ON STEEL         | 1000      | 12-1/2             | SCC-KP93S1030-RSR   | 28.78              | SCC-KP93R1030-RSR   | 19.78             | ROLLER          |
|                         |       | RUBBER ON STEEL         | 1000      |                    | SCC-KP93S1030-RST   | 29.78              | SCC-KP93R1030-RST   | 20.78             | TAPERED BEARING |
|                         |       | POLYURETHANE/STEEL      | 3000      |                    | SCC-KP93S1030-PUR   | 32.96              | SCC-KP93R1030-PUR   | 23.96             | ROLLER          |
|                         |       | EZROLLING PU ON STEEL   | 3000      |                    | SCC-KP93S1030-EZPUR | 35.00              | SCC-KP93R1030-EZPUR | 26.00             | ROLLER          |
|                         |       | EZROLLING PU ON STEEL   | 3000      |                    | SCC-KP93S1030-EZPUT | 35.00              | SCC-KP93R1030-EZPUT | 26.00             | TAPERED BEARING |
|                         |       | HEAVY-DUTY PU ON STEEL  | 4000      |                    | SCC-KP93S1030-EXR   | 37.00              | SCC-KP93R1030-EXR   | 28.00             | ROLLER          |
|                         |       | HEAVY-DUTY PU ON STEEL  | 4000      |                    | SCC-KP93S1030-EXT   | 37.00              | SCC-KP93R1030-EXT   | 28.00             | TAPERED BEARING |
|                         |       | SEMI STEEL              | 2500      |                    | SCC-KP93S1030-SSR   | 28.34              | SCC-KP93R1030-SSR   | 19.34             | ROLLER          |
|                         |       | DUCTILE STEEL           | 6000      |                    | SCC-KP93S1030-DSR   | 30.00              | SCC-KP93R1030-DSR   | 21.00             | ROLLER          |
|                         |       | DUCTILE STEEL           | 6000      |                    | SCC-KP93S1030-DST   | 30.00              | SCC-KP93R1030-DST   | 21.00             | TAPERED BEARING |
|                         |       | EZROLLING DUCTILE STEEL | 6000      |                    | SCC-KP93S1030-CDSR  | 30.00              | SCC-KP93R1030-CDSR  | 21.00             | ROLLER          |
|                         |       | EZROLLING DUCTILE STEEL | 6000      |                    | SCC-KP93S1030-CDST  | 30.00              | SCC-KP93R1030-CDST  | 21.00             | TAPERED BEARING |
|                         |       | V-GROOVE                | 3000      |                    | SCC-KP93S1030-VGR   | 30.00              | SCC-KP93R1030-VGR   | 21.00             | ROLLER          |
|                         |       | DUCTILE V-GROOVE        | 6000      |                    | SCC-KP93S1030-DVGR  | 31.00              | SCC-KP93R1030-DVGR  | 22.00             | ROLLER          |
| DUCTILE V-GROOVE        | 6000  | SCC-KP93S1030-DVGT      | 31.50     | SCC-KP93R1030-DVGT | 22.50               | TAPERED BEARING    |                     |                   |                 |
| PHENOLIC                | 2500  | SCC-KP93S1030-PHR       | 23.00     | SCC-KP93R1030-PHR  | 14.00               | ROLLER             |                     |                   |                 |
| 10                      | 4     | DUCTILE STEEL           | 7000      | 12-1/2             | SCC-KP93S1040-DSR   | 44.00              | SCC-KP93R1040-DSR   | 35.00             | ROLLER          |
|                         |       | DUCTILE STEEL           | 7000      |                    | SCC-KP93S1040-DST   | 44.00              | SCC-KP93R1040-DST   | 35.00             | TAPERED BEARING |
|                         |       | EZROLLING DUCTILE STEEL | 6000      |                    | SCC-KP93S1040-CDSR  | 44.00              | SCC-KP93R1040-CDSR  | 35.00             | ROLLER          |
|                         |       | EZROLLING DUCTILE STEEL | 7000      |                    | SCC-KP93S1040-CDST  | 44.00              | SCC-KP93R1040-CDST  | 35.00             | TAPERED BEARING |
|                         |       | HEAVY-DUTY PU ON STEEL  | 5000      |                    | SCC-KP93S1040-EXR   | 42.00              | SCC-KP93R1040-EXR   | 33.00             | ROLLER          |
|                         |       | HEAVY-DUTY PU ON STEEL  | 5000      |                    | SCC-KP93S1040-EXT   | 42.00              | SCC-KP93R1040-EXT   | 33.00             | TAPERED BEARING |
| 12                      | 3     | RUBBER ON STEEL         | 1200      | 15-1/2             | SCC-KP93S1230-RSR   | 35.00              | SCC-KP93R1230-RSR   | 26.00             | ROLLER          |
|                         |       | RUBBER ON STEEL         | 1200      |                    | SCC-KP93S1230-RST   | 36.00              | SCC-KP93R1230-RST   | 27.00             | TAPERED BEARING |
|                         |       | POLYURETHANE/STEEL      | 3500      |                    | SCC-KP93S1230-PUR   | 41.86              | SCC-KP93R1230-PUR   | 32.86             | ROLLER          |
|                         |       | EZROLLING PU ON STEEL   | 3500      |                    | SCC-KP93S1230-EZPUR | 43.86              | SCC-KP93R1230-EZPUR | 34.86             | ROLLER          |
|                         |       | EZROLLING PU ON STEEL   | 3500      |                    | SCC-KP93S1230-EZPUT | 43.86              | SCC-KP93R1230-EZPUT | 34.86             | TAPERED BEARING |
|                         |       | HEAVY-DUTY PU ON STEEL  | 4000      |                    | SCC-KP93S1230-EXR   | 46.00              | SCC-KP93R1230-EXR   | 37.00             | ROLLER          |
|                         |       | HEAVY-DUTY PU ON STEEL  | 4000      |                    | SCC-KP93S1230-EXT   | 46.00              | SCC-KP93R1230-EXT   | 37.00             | TAPERED BEARING |
|                         |       | SEMI STEEL              | 2500      |                    | SCC-KP93S1230-SSR   | 42.30              | SCC-KP93R1230-SSR   | 33.30             | ROLLER          |
|                         |       | DUCTILE STEEL           | 6000      |                    | SCC-KP93S1230-DSR   | 44.30              | SCC-KP93R1230-DSR   | 35.30             | ROLLER          |
|                         |       | DUCTILE STEEL           | 6000      |                    | SCC-KP93S1230-DST   | 44.30              | SCC-KP93R1230-DST   | 35.30             | TAPERED BEARING |
|                         |       | EZROLLING DUCTILE STEEL | 6000      |                    | SCC-KP93S1230-CDSR  | 44.30              | SCC-KP93R1230-CDSR  | 35.30             | ROLLER          |
|                         |       | EZROLLING DUCTILE STEEL | 6000      |                    | SCC-KP93S1230-CDST  | 44.30              | SCC-KP93R1230-CDST  | 35.30             | TAPERED BEARING |
|                         |       | PHENOLIC                | 3500      |                    | SCC-KP93S1230-PHR   | 30.00              | SCC-KP93R1230-PHR   | 21.00             | ROLLER          |
|                         |       | 12                      | 4         |                    | MOLD ON RUBBER      | 1600               | 15-1/2              | SCC-KP93S1240-RSR | 44.00           |
| DUCTILE STEEL           | 7000  |                         |           | SCC-KP93S1240-DSR  | 47.00               | SCC-KP93R1240-DSR  |                     | 38.00             | ROLLER          |
| DUCTILE STEEL           | 8000  |                         |           | SCC-KP93S1240-DST  | 47.00               | SCC-KP93R1240-DST  |                     | 38.00             | TAPERED BEARING |
| EZROLLING DUCTILE STEEL | 7000  |                         |           | SCC-KP93S1240-CDSR | 47.00               | SCC-KP93R1240-CDSR |                     | 38.00             | ROLLER          |
| EZROLLING DUCTILE STEEL | 8000  |                         |           | SCC-KP93S1240-CDST | 47.00               | SCC-KP93R1240-CDST |                     | 38.00             | TAPERED BEARING |
| HEAVY-DUTY PU ON STEEL  | 5800  |                         |           | SCC-KP93S1240-EXR  | 44.00               | SCC-KP93R1240-EXR  |                     | 35.00             | ROLLER          |
| HEAVY-DUTY PU ON STEEL  | 5800  |                         |           | SCC-KP93S1240-EXT  | 44.00               | SCC-KP93R1240-EXT  |                     | 35.00             | TAPERED BEARING |
| 16                      | 3     | MOLD ON RUBBER          | 1500      | 19                 | SCC-KP93S1630-RSR   | 47.00              | SCC-KP93R1630-RSR   | 38.00             | ROLLER          |
|                         |       | POLYURETHANE/STEEL      | 4400      |                    | SCC-KP93S1630-RUR   | 47.00              | SCC-KP93R1630-RUR   | 38.00             | ROLLER          |
|                         |       | PHENOLIC                | 5000      |                    | SCC-KP93S1630-RHR   | 40.00              | SCC-KP93R1630-RHR   | 31.00             | ROLLER          |

#KP 93 SERIES

# KINGPINLESS CASTERS

CAPACITIES TO 40,000#

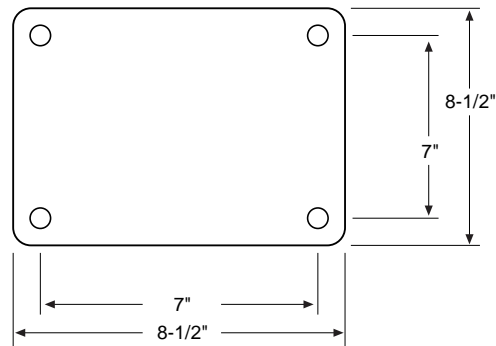
## STANDARD FEATURES

- THIS UNIQUE HOT FORGED ASTM1045 STEEL DESIGN ELIMINATES PROBLEMS ASSOCIATED WITH KINGPIN FAILURE DUE TO SEVERE SHOCK LOADING
- TOP PLATE AND INNER RACEWAY ARE INTEGRALLY FORGED CONSTRUCTION
- PRECISION MACHINED AND INDUCTION HARDENED SEALED RACEWAY PROVIDES EXCEPTIONALLY SMOOTH PERFORMANCE
- ZINC PLATED
- GREASE FITTING ON RACEWAY
- 4 POSITION NOTCHES STANDARD
- OVERALL TOP PLATE 8-1/2" x 8-1/2"
- MOUNTING BOLT DIAMETER: 5/8"
- BOLT HOLE SPACING: 7" x 7"
- AXLE HOLE: 1-1/4"



## APPLICATIONS

- WHEREVER SEVERE SHOCK ENVIRONMENTS ARE ANTICIPATED



#KP 94 SERIES

| Dia-meter | Width | Wheel Material         | Capacity | Load Height | Swivel Number     | Swivel Weight | Rigid Number      | Rigid Weight | Bearing Type    |
|-----------|-------|------------------------|----------|-------------|-------------------|---------------|-------------------|--------------|-----------------|
| 8         | 4     | POLYURETHANE/STEEL     | 3500     | 11          | SCC-KP94S840-PUR  | 70.00         | SCC-KP94R840-PUR  | 61.00        | ROLLER          |
|           |       | HEAVY-DUTY PU ON STEEL | 4000     |             | SCC-KP94S840-EXR  | 66.00         | SCC-KP94R840-EXR  | 57.00        | ROLLER          |
|           |       | HEAVY-DUTY PU ON STEEL | 4000     |             | SCC-KP94S840-EXT  | 66.00         | SCC-KP94R840-EXT  | 57.00        | TAPERED BEARING |
|           |       | DUCTILE                | 7000     |             | SCC-KP94S840-DSR  | 70.00         | SCC-KP94R840-DSR  | 60.00        | ROLLER          |
|           |       | DUCTILE                | 7000     |             | SCC-KP94S840-DST  | 70.00         | SCC-KP94R840-DST  | 60.00        | TAPERED BEARING |
|           |       | SOLID STEEL            | 15000    |             | SCC-KP94S840-FST  | 80.00         | SCC-KP94R840-FST  | 70.00        | TAPERED BEARING |
| 10        | 4     | MOLD ON RUBBER         | 1400     | 13          | SCC-KP94S1040-RSR | 95.00         | SCC-KP94R1040-RSR | 86.00        | ROLLER          |
|           |       | POLYURETHANE/STEEL     | 5000     |             | SCC-KP94S1040-PUR | 95.00         | SCC-KP94R1040-PUR | 86.00        | ROLLER          |
|           |       | HEAVY-DUTY PU ON STEEL | 5800     |             | SCC-KP94S1040-EXR | 90.00         | SCC-KP94R1040-EXR | 81.00        | ROLLER          |
|           |       | HEAVY-DUTY PU ON STEEL | 5800     |             | SCC-KP94S1040-EXT | 90.00         | SCC-KP94R1040-EXT | 81.00        | TAPERED BEARING |
|           |       | DUCTILE                | 7000     |             | SCC-KP94S1040-DSR | 95.00         | SCC-KP94R1040-DSR | 85.00        | ROLLER          |
|           |       | DUCTILE                | 7000     |             | SCC-KP94S1040-DST | 95.00         | SCC-KP94R1040-DST | 85.00        | TAPERED BEARING |
| 12        | 4     | SOLID STEEL            | 16000    | 15-1/2      | SCC-KP94S1040-FST | 110.00        | SCC-KP94R1040-FST | 95.00        | TAPERED BEARING |
|           |       | MOLD ON RUBBER         | 1600     |             | SCC-KP94S1240-RSR | 78.00         | SCC-KP94R1240-RSR | 59.00        | ROLLER          |
|           |       | POLYURETHANE/STEEL     | 5500     |             | SCC-KP94S1240-PUR | 110.00        | SCC-KP94R1240-PUR | 101.00       | ROLLER          |
|           |       | HEAVY-DUTY PU ON STEEL | 5800     |             | SCC-KP94S1240-EXR | 85.00         | SCC-KP94R1240-EXR | 76.00        | ROLLER          |
|           |       | HEAVY-DUTY PU ON STEEL | 5800     |             | SCC-KP94S1240-EXT | 85.00         | SCC-KP94R1240-EXT | 76.00        | TAPERED BEARING |
|           |       | DUCTILE                | 7000     |             | SCC-KP94S1240-DSR | 105.00        | SCC-KP94R1240-DSR | 95.00        | ROLLER          |
|           |       | DUCTILE                | 7000     |             | SCC-KP94S1240-DST | 105.00        | SCC-KP94R1240-DST | 95.00        | TAPERED BEARING |
|           |       | PHENOLIC               | 6500     |             | SCC-KP94S1240-PHR | 110.00        | SCC-KP94R1240-PHR | 101.00       | ROLLER          |
|           |       | SOLID STEEL            | 17000    |             | SCC-KP94S1240-FST | 120.00        | SCC-KP94R1240-FST | 111.00       | TAPERED BEARING |



# PNEUMATIC CASTERS



## STANDARD FEATURES

- DOUBLE BALL BEARING SWIVEL RACEWAY, HEAT TREATED FOR LONG WEAR AND ADDED STRENGTH
- BRIGHT ZINC PLATED
- TOP PLATE AND YOKE 1/4" COLD FORGED STEEL
- 5/8" BOLTED KING PIN
- 1/2" DIAMETER AXLE BOLT AND LOCK NUT
- DEMOUNTABLE 3 PIECE WHEEL CONSTRUCTION
- SHOCK ABSORBING
- QUIET MOVING, EASY ROLLING

## APPLICATIONS

- CARTS AND PLATFORM TRUCKS FOR USE IN COMMERCIAL AND INSTITUTIONAL ENVIRONMENTS
- WHERE FLOOR PROTECTION, EASE OF MOVEMENT AND QUIET ROLLING ARE REQUIRED.

## OPTIONS

- WHEEL BRAKE
- RACEWAY SEAL
- 4 POSITION SWIVEL LOCK
- GOLD PLATING
- GRAY TREAD AVAILABLE

## BEARING OPTIONS

- R-ROLLER BEARING
- D-DELRIN
- P-PRECISION
- B-BALL BEARING
- S-SLEEVE OR PLAIN BEARING

## TOP PLATE DIMENSIONS AND BOLT HOLE PATTERN

| # |             |                               |
|---|-------------|-------------------------------|
| 1 | 4x4-1/2     | 2-5/8x3-5/8 TO 3x3            |
| 2 | 4-1/2x6-1/4 | 3-3/8x5-1/4 TO 2-7/16x4-15/16 |
| 3 | 5x7         | 3-3/8x6 TO 3x6                |

| Dia-meter | Width | Wheel Material | Capacity | Load Height | Swivel Number     | Swivel Weight | Rigid Number      | Rigid Weight | Bearing Type |
|-----------|-------|----------------|----------|-------------|-------------------|---------------|-------------------|--------------|--------------|
| 6         | 2     | PNEUMATIC      | 275      | 7-1/2       | SCC-100S150-PNR   | 6.50          | SCC-100R150-PNR   | 6.10         | ROLLER       |
|           | 2     | PNEUMATIC      | 250      | 7-1/2       | SCC-100S150-PNB   | 6.50          | SCC-100R150-PNB   | 6.10         | BALL BEARING |
|           | 1-1/2 | SEMI PNEUMATIC | 200      | 7-1/2       | SCC-100S150-SNB   | 6.50          | SCC-100R150-SNB   | 6.10         | BALL BEARING |
| 8         | 3     | PNEUMATIC      | 330      | 10          | SCC-100S280-PNR   | 8.36          | SCC-100R280-PNR   | 7.26         | ROLLER       |
|           | 3     | PNEUMATIC      | 300      |             | SCC-100S280-PNB   | 8.16          | SCC-100R280-PNB   | 7.06         | BALL BEARING |
|           | 2-1/2 | SEMI PNEUMATIC | 250      | 10          | SCC-100S825-SNB   | 8.36          | SCC-100R825-SNB   | 7.26         | BALL BEARING |
| 10        | 3-1/2 | PNEUMATIC      | 350      | 12-3/5      | SCC-100S350-PNR   | 11.00         | SCC-100R350-PNR   | 9.90         | ROLLER       |
|           | 3-1/2 | PNEUMATIC      | 330      |             | SCC-100S350-PNB   | 10.80         | SCC-100R350-PNB   | 9.70         | BALL BEARING |
|           | 2-3/4 | SEMI PNEUMATIC | 300      | 12-3/5      | SCC-100S10275-SNB | 11.00         | SCC-100R10275-SNB | 9.90         | BALL BEARING |
| 12        | 3-1/2 | PNEUMATIC      | 450      | 14          | SCC-100S3506-PNB  | 14.25         | SCC-100R3506-PNB  | 13.50        | BALL BEARING |
|           | 3     | SEMI PNEUMATIC | 400      | 14          | SCC-100S1230-SNB  | 14.25         | SCC-100R1230-SNB  | 13.50        | BALL BEARING |

#100 SERIES

# ECONOMIZER CASTERS

## STANDARD FEATURES

- INEXPENSIVE OEM OR REPLACEMENT CASTER
- 1/2" AXLE
- ROLLER BEARING IN WHEEL
- ZERK IN RACEWAY AND WHEEL

## BEARING OPTIONS

- R-ROLLER BEARING
- D-DELRIN
- P-PRECISION
- B-BALL BEARING
- S-SLEEVE OR PLAIN BEARING

## OPTIONS

- SLB-SIDE LOCK BRAKE
- 4 POSITION SWIVEL LOCK



| Diameter | Width | Wheel Material  | Capacity | Load Height | Swivel Number   | Swivel Weight | Rigid Number    | Rigid Weight | Bearing Type |
|----------|-------|-----------------|----------|-------------|-----------------|---------------|-----------------|--------------|--------------|
| 6        | 2     | RUBBER ON STEEL | 500      | 7-1/2       | SCC-30CS620-RSR | 7.70          | SCC-30CR620-RSR | 6.27         | ROLLER       |
| 6        | 2     | PHENOLIC        | 1250     | 7-1/2       | SCC-30CS620-PHR | 7.50          | SCC-30CR620-PHR | 6.07         | ROLLER       |

# SCAFFOLD CASTERS

## STANDARD FEATURES

- SERRATED UPPER BRAKE SHOE AND CURVED LOWER BRAKE SHOE SIMULTANEOUSLY ENGAGES SERRATED TOP SWIVEL PLATE AND WHEEL FOR DUAL BRAKING PURPOSE
- FOOT-OPERATED BRAKE LEVER
- BRIGHT ZINC PLATED FINISH

## NOTE:

- DRIFT PIN HOLE 1/2" DIAMETER, LOCATED 2-1/2" FROM TOP OF BASE PLATE

| Stem Size |        |
|-----------|--------|
| Diameter  | Length |
| 1-3/8     | 4      |
| 1-1/4     | 4      |



| Diameter | Width | Wheel Material             | Capacity | Load Height | Swivel Number  | Swivel Weight | Bearing Type |
|----------|-------|----------------------------|----------|-------------|----------------|---------------|--------------|
| 6        | 2     | LOWPROFILE RUBBER ON STEEL | 600      | 7-1/4       | SCC-SF620-LPR  | 8.75          | ROLLER       |
|          |       | RUBBER ON STEEL            | 600      |             | SCC-SF620-RSR  | 7.70          | ROLLER       |
|          |       | RU ON STEEL                | 1200     |             | SCC-SF620-PUR  | 6.56          | ROLLER       |
|          |       | PU/POLYOLEFIN              | 800      |             | SCC-SF620-PPUR | 5.06          | ROLLER       |
|          |       | PHENOLIC                   | 850      |             | SCC-SF620-PHR  | 5.10          | ROLLER       |
| 8        | 2     | LOWPROFILE RUBBER ON STEEL | 600      | 9-1/2       | SCC-SF820-LPR  | 11.75         | ROLLER       |
|          |       | RUBBER ON STEEL            | 600      |             | SCC-SF820-RSR  | 9.68          | ROLLER       |
|          |       | RU ON STEEL                | 1200     |             | SCC-SF820-PUR  | 12.10         | ROLLER       |
|          |       | PU/POLYOLEFIN              | 800      |             | SCC-SF820-PPUR | 5.20          | ROLLER       |
|          |       | PHENOLIC                   | 850      |             | SCC-SF820-PHR  | 5.30          | ROLLER       |

# AIRLINE/CONVEYOR CASTERS

## STANDARD FEATURES

- DESIGNED FOR INVERTED APPLICATION, BEST SUITED FOR AIRLINE CONVEYORS
- DIAMOND SHAPED TOP PLATE FOR EASY INSTALLATION
- SEALED UPPER RACEWAY
- LOWER METAL CUP COVER TO PROTECT BEARINGS AND TO PROVIDE RESERVOIR FOR LUBRICANT TO ACT AS PROTECTION AGAINST WATER OR DUST
- WHEEL WITH BALL BEARINGS STANDARD
- BRIGHT ZINC PLATED FINISH



| Diameter | Width  | Wheel Material | Capacity | Load Height | Swivel Number  | Swivel Weight | Bearing Type |
|----------|--------|----------------|----------|-------------|----------------|---------------|--------------|
| 3        | 1-5/16 | HARD RUBBER    | 275      | 3-25/32     | SCC-210S356HRB | 1.78          | BALL BEARING |

# MOLDON RUBBER WHEELS

## ■ STANDARD FEATURES

- CUSHION RUBBER TREAD VULCANIZED TO CAST IRON CENTER WITH LUBRICATION FITTING
- EXCELLENT FLOOR AND LOAD PROTECTION
- EASY ROLLING
- SHOCK ABSORBING
- QUIET OPERATION
- 70-80 SHORE (A) DUROMETER

## ■ BEARING OPTIONS

- P-PRECISION BEARING
- D-DELTRIN BEARING
- S-SLEEVE OR PLAIN BEARING
- X-NO BEARING
- A-ANNULAR
- R-ROLLER BEARING
- T-TAPERED BEARING



| Part Number         | Diameter | Width | Hub Length | Bore Dia. | Capacity | Bearing Dia.  | Bearing Type |
|---------------------|----------|-------|------------|-----------|----------|---------------|--------------|
| SCC-RSR415          | 4        | 1-1/2 | 1-5/8      | 1-3/16    | 250      | 5/8 & 3/4     | ROLLER       |
| SCC-RSS420          | 4        | 2     | 2-3/16     | 3/4       | 300      | -             | PLAIN BORE   |
| SCC-RSR420          | 4        | 2     | 2-3/16     | 1-3/16    | 300      | 5/8 & 3/4     | ROLLER       |
| SCC-RSR515          | 5        | 1-1/2 | 1-5/8      | 1-3/16    | 350      | 5/8 & 3/4     | ROLLER       |
| SCC-RSS520          | 5        | 2     | 2-3/16     | 3/4       | 450      | -             | PLAIN BORE   |
| SCC-RSR520          | 5        | 2     | 2-3/16     | 1-3/16    | 450      | 5/8 & 3/4     | ROLLER       |
| SCC-RSR615          | 6        | 1-1/2 | 1-5/8      | 1-3/16    | 450      | 5/8 & 3/4     | ROLLER       |
| SCC-RSR620-2 3/16   | 6        | 2     | 2-3/16     | 1-3/16    | 500      | 5/8 & 3/4     | ROLLER       |
| SCC-RSS620          | 6        | 2     | 2-3/16     | 3/4       | 500      | -             | PLAIN BORE   |
| SCC-RSR620          | 6        | 2     | 2-1/4      | 1-7/16    | 500      | 7/8 & 1       | ROLLER       |
| SCC-RSR625-1 3/16   | 6        | 2-1/2 | 2-3/4      | 1-3/16    | 600      | 5/8 & 3/4     | ROLLER       |
| SCC-RSR625          | 6        | 2-1/2 | 2-3/4      | 1-15/16   | 700      | 1 & 1-1/4     | ROLLER       |
| SCC-RSR625-3 1/4    | 6        | 2-1/2 | 3-1/4      | 1-15/16   | 700      | 1 & 1-1/4     | ROLLER       |
| SCC-RSR630          | 6        | 3     | 3-1/4      | 1-15/16   | 750      | 1 & 1-1/4     | ROLLER       |
| SCC-RSR820-2 3/16   | 8        | 2     | 2-3/16     | 1-3/16    | 600      | 5/8 & 3/4     | ROLLER       |
| SCC-RSR820          | 8        | 2     | 2-1/4      | 1-7/16    | 650      | 7/8 & 1       | ROLLER       |
| SCC-RSR825-1 3/16   | 8        | 2-1/2 | 2-3/4      | 1-3/16    | 800      | 5/8 & 3/4     | ROLLER       |
| SCC-RSR825          | 8        | 2-1/2 | 2-3/4      | 1-15/16   | 850      | 1 & 1-1/4     | ROLLER       |
| SCC-RSR825-3 1/4    | 8        | 2-1/2 | 3-1/4      | 1-15/16   | 850      | 1 & 1-1/4     | ROLLER       |
| SCC-RSR830          | 8        | 3     | 3-1/4      | 1-15/16   | 900      | 1 & 1-1/4     | ROLLER       |
| SCC-RSR920          | 9        | 2     | 2-1/4      | 1-7/16    | 600      | 3/4 & 7/8 & 1 | ROLLER       |
| SCC-RSR925          | 9        | 2-1/2 | 2-3/4      | 1-15/16   | 750      | 1 & 1-1/4     | ROLLER       |
| SCC-RSR1020         | 10       | 2     | 2-1/4      | 1-7/16    | 700      | 3/4 & 7/8 & 1 | ROLLER       |
| SCC-RSR1025-1 3/16  | 10       | 2-1/2 | 2-3/4      | 1-3/16    | 900      | 5/8 & 3/4     | ROLLER       |
| SCC-RSR1025         | 10       | 2-1/2 | 2-3/4      | 1-15/16   | 950      | 1 & 1-1/4     | ROLLER       |
| SCC-RSR1025-3 1/4   | 10       | 2-1/2 | 3-1/4      | 1-15/16   | 950      | 1 & 1-1/4     | ROLLER       |
| SCC-RSR1030         | 10       | 3     | 3-1/4      | 1-15/16   | 1000     | 1 & 1-1/4     | ROLLER       |
| SCC-RSR1040-1 15/16 | 10       | 4     | 4-1/4      | 1-15/16   | 1400     | 1 & 1-1/4     | ROLLER       |
| SCC-RSR1040         | 10       | 4     | 4-1/4      | 2-7/16    | 1400     | 1-1/4 & 1-1/2 | ROLLER       |
| SCC-RSR1220         | 12       | 2     | 2-3/4      | 1-15/16   | 800      | 1 & 1-1/4     | ROLLER       |
| SCC-RSR1225         | 12       | 2-1/2 | 2-3/4      | 1-15/16   | 950      | 1 & 1-1/4     | ROLLER       |
| SCC-RSR1225-3 1/4   | 12       | 2-1/2 | 3-1/4      | 1-15/16   | 950      | 1 & 1-1/4     | ROLLER       |
| SCC-RSR1230         | 12       | 3     | 3-1/4      | 1-15/16   | 1200     | 1 & 1-1/4     | ROLLER       |
| SCC-RSR1235         | 12       | 3-1/2 | 4-1/4      | 2-7/16    | 1500     | 1-1/4 & 1-1/2 | ROLLER       |
| SCC-RSR1240         | 12       | 4     | 4-1/4      | 2-7/16    | 1600     | 1-1/4 & 1-1/2 | ROLLER       |
| SCC-RSR1250         | 12       | 5     | 5-1/4      | 2-7/16    | 2100     | 1-1/4 & 1-1/2 | ROLLER       |
| SCC-RSR1425         | 14       | 2-1/2 | 2-3/4      | 1-15/16   | 1100     | 1 & 1-1/4     | ROLLER       |
| SCC-RSR1430         | 14       | 3     | 3-1/4      | 1-15/16   | 1300     | 1 & 1-1/4     | ROLLER       |
| SCC-RSR1440         | 14       | 4     | 4-1/4      | 2-7/16    | 1900     | 1-1/4 & 1-1/2 | ROLLER       |
| SCC-RSR1630         | 16       | 3     | 3-1/4      | 1-15/16   | 1500     | 1 & 1-1/4     | ROLLER       |
| SCC-RSR1640         | 16       | 4     | 4-1/4      | 2-7/16    | 2000     | 1-1/4 & 1-1/2 | ROLLER       |
| SCC-RSR1830         | 18       | 3     | 3-1/4      | 1-15/16   | 1550     | 1 & 1-1/4     | ROLLER       |
| SCC-RSR1835         | 18       | 3-1/2 | 4-1/4      | 2-7/16    | 1900     | 1-1/4 & 1-1/2 | ROLLER       |
| SCC-RSR2030         | 20       | 3     | 4-1/4      | 2-7/16    | 1700     | 1-1/4 & 1-1/2 | ROLLER       |

# MOLDED ON POLYURETHANE WHEELS ON CAST IRON CENTER

## ■ STANDARD FEATURES

- POLYURETHANE TREADS 90-95SHORE (A) DUROMETER
- CHEMICALLY BONDED TO HEAVY CAST IRON CORE
- NON MARKING/NON STAINING/NON CONDUCTIVE TREADS
- FLOOR PROTECTIVE
- RESISTS OIL, GREASE, WATER, AND MOST SOLVENTS
- WHEELS START EASILY AND ROLL EFFORTLESSLY
- AVAILABLE IN A VARIETY OF COLORS

## ■ BEARING OPTIONS

- P-PRECISION BEARING
- D-DELTRIN BEARING
- S-SLEEVE OR PLAIN BEARING
- X-NO BEARING
- A-ANNULAR
- R-ROLLER BEARING
- T-TAPERED BEARING



| Part Number        | Diameter | Width | Hub Length | Bore Dia. | Capacity | Bearing Dia.   | Bearing Type |
|--------------------|----------|-------|------------|-----------|----------|----------------|--------------|
| SCC-PUR310         | 3        | 1     | 1-1/2      | 15/16     | 400      | 3/8            | ROLLER       |
| SCC-PUR3415        | 3-1/4    | 1-1/2 | 1-5/8      | 1-3/16    | 500      | 5/8 & 3/4      | ROLLER       |
| SCC-PUR3420        | 3-1/4    | 2     | 2-3/16     | 1-3/16    | 600      | 5/8 & 3/4      | ROLLER       |
| SCC-PUR415         | 4        | 1-1/2 | 1-5/8      | 1-3/16    | 600      | 5/8 & 3/4      | ROLLER       |
| SCC-PUR420         | 4        | 2     | 2-3/16     | 1-3/16    | 700      | 5/8 & 3/4      | ROLLER       |
| SCC-PUR515         | 5        | 1-1/2 | 1-5/8      | 1-3/16    | 800      | 5/8 & 3/4      | ROLLER       |
| SCC-PUR520         | 5        | 2     | 2-3/16     | 1-3/16    | 1200     | 5/8 & 3/4      | ROLLER       |
| SCC-PUR525         | 5        | 2-1/2 | 2-3/4      | 1-15/16   | 1400     | 1 & 1-1/4      | ROLLER       |
| SCC-PUR530         | 5        | 3     | 3-1/4      | 1-15/16   | 1600     | 1 & 1-1/4      | ROLLER       |
| SCC-PUR615         | 6        | 1-1/2 | 1-5/8      | 1-3/16    | 800      | 5/8 & 3/4      | ROLLER       |
| SCC-PUR620         | 6        | 2     | 2-3/16     | 1-3/16    | 1200     | 5/8 & 3/4      | ROLLER       |
| SCC-PUR620-1 7/16  | 6        | 2     | 2-3/16     | 1-7/16    | 1300     | 7/8 & 1        | ROLLER       |
| SCC-PUR625-1 3/16  | 6        | 2-1/2 | 2-3/4      | 1-3/16    | 1500     | 5/8 & 3/4      | ROLLER       |
| SCC-PUR625         | 6        | 2-1/2 | 2-3/4      | 1-15/16   | 1600     | 1 & 1-1/4      | ROLLER       |
| SCC-PUR625-3 1/4   | 6        | 2-1/2 | 3-1/4      | 1-15/16   | 1600     | 1 & 1-1/4      | ROLLER       |
| SCC-PUR630         | 6        | 3     | 3-1/4      | 1-15/16   | 2000     | 1 & 1-1/4      | ROLLER       |
| SCC-PUR820         | 8        | 2     | 2-3/16     | 1-3/16    | 1400     | 5/8 & 3/4      | ROLLER       |
| SCC-PUR820-1 7/16  | 8        | 2     | 2-1/4      | 1-7/16    | 1400     | 7/8 & 1        | ROLLER       |
| SCC-PUR825-1 3/16  | 8        | 2-1/2 | 2-3/4      | 1-3/16    | 1600     | 5/8 & 3/4      | ROLLER       |
| SCC-PUR825         | 8        | 2-1/2 | 2-3/4      | 1-15/16   | 2000     | 1 & 1-1/4      | ROLLER       |
| SCC-PUR825-3 1/4   | 8        | 2-1/2 | 3-1/4      | 1-15/16   | 2000     | 1 & 1-1/4      | ROLLER       |
| SCC-PUR830         | 8        | 3     | 3-1/4      | 1-15/16   | 2500     | 1 & 1-1/4      | ROLLER       |
| SCC-PUR840         | 8        | 4     | 4-1/4      | 2-7/16    | 3800     | 1-1/4 & 1-1/12 | ROLLER       |
| SCC-PUR1025-1 3/16 | 10       | 2-1/2 | 2-3/4      | 1-3/16    | 1600     | 5/8 & 3/4      | ROLLER       |
| SCC-PUR1025        | 10       | 2-1/2 | 2-3/4      | 1-15/16   | 2200     | 1 & 1-1/4      | ROLLER       |
| SCC-PUR1025-3 1/4  | 10       | 2-1/2 | 3-1/4      | 1-15/16   | 2200     | 1 & 1-1/4      | ROLLER       |
| SCC-PUR1030        | 10       | 3     | 3-1/4      | 1-15/16   | 3000     | 1 & 1-1/4      | ROLLER       |
| SCC-PUR1040        | 10       | 4     | 4-1/4      | 2-7/16    | 5000     | 1-1/4 & 1-1/12 | ROLLER       |
| SCC-PUR1225        | 12       | 2-1/2 | 2-3/4      | 1-15/16   | 2500     | 1 & 1-1/4      | ROLLER       |
| SCC-PUR1225-3 1/4  | 12       | 2-1/2 | 3-1/4      | 1-15/16   | 2500     | 1 & 1-1/4      | ROLLER       |
| SCC-PUR1230        | 12       | 3     | 3-1/4      | 1-15/16   | 3500     | 1 & 1-1/4      | ROLLER       |
| SCC-PUR1240        | 12       | 4     | 4-1/4      | 2-7/16    | 5500     | 1-1/4 & 1-1/12 | ROLLER       |
| SCC-PUR1630        | 16       | 3     | 3-1/4      | 1-15/16   | 4400     | 1-1/4 & 1-1/12 | ROLLER       |

# SEMI-STEEL WHEELS

## ■ STANDARD FEATURES

- HIGH CAPACITY
- ABRASION RESISTANT
- MACHINED HUB LENGTH AND WHEEL FACE
- EFFORTLESS ROLLING UNDER HEAVY LOADS
- LONG WEARING

## ■ BEARING OPTIONS

- P-PRECISION BEARING
- D-DELTRIN BEARING
- S-SLEEVE OR PLAIN BEARING
- X-NO BEARING
- A-ANNULAR
- R-ROLLER BEARING
- T-TAPERED BEARING



| Part Number         | Diameter | Width | Hub Length | Bore Dia. | Capacity | Bearing Dia. | Bearing Type |
|---------------------|----------|-------|------------|-----------|----------|--------------|--------------|
| SCC-SSS210          | 2        | 15/16 | 1          | 1/4       | 125      | -            | PLAIN BORE   |
| SCC-SSS2510         | 2-1/2    | 15/16 | 1-3/8      | 5-16      | 135      | -            | PLAIN BORE   |
| SCC-SSS314          | 3        | 1-1/4 | 1-9/16     | 3/8       | 165      | -            | PLAIN BORE   |
| SCC-SSS314          | 3        | 1-1/4 | 1-1/2      | 1/2       | 250      | 3/8          | STEEL SLEEVE |
| SCC-SSS414          | 4        | 1-1/4 | 1-1/2      | 1/2       | 300      | 3/8          | STEEL SLEEVE |
| SCC-SSS414-1 13/16  | 4        | 1-1/4 | 1-13/16    | 1/2       | 300      | 3/8          | STEEL SLEEVE |
| SCC-SSS514          | 5        | 1-1/4 | 1-1/2      | 1/2       | 300      | 3/8          | STEEL SLEEVE |
| SCC-SSR3415         | 3-1/4    | 1-1/2 | 1-5/8      | 1-3/16    | 400      | 5/8 & 3/4    | ROLLER       |
| SCC-SSR3420         | 3-1/4    | 2     | 2-3/16     | 1-3/16    | 700      | 5/8 & 3/4    | ROLLER       |
| SCC-SSR415          | 4        | 1-1/2 | 1-5/8      | 1-3/16    | 600      | 5/8 & 3/4    | ROLLER       |
| SCC-SSR420          | 4        | 2     | 2-3/16     | 1-3/16    | 700      | 5/8 & 3/4    | ROLLER       |
| SCC-SSR515          | 5        | 1-1/2 | 1-5/8      | 1-3/16    | 600      | 5/8 & 3/4    | ROLLER       |
| SCC-SSR520          | 5        | 2     | 2-3/16     | 1-3/16    | 1000     | 5/8 & 3/4    | ROLLER       |
| SCC-SSR525          | 5        | 1-1/2 | 2-3/4      | 1-15/16   | 1800     | 1 & 1-1/4    | ROLLER       |
| SCC-SSR615          | 6        | 1-1/2 | 1-5/8      | 1-3/16    | 700      | 5/8 & 3/4    | ROLLER       |
| SCC-SSR620          | 6        | 2     | 2-3/16     | 1-3/16    | 1200     | 5/8 & 3/4    | ROLLER       |
| SCC-SSR625-1 13/16  | 6        | 2-1/2 | 2-3/4      | 1-3/16    | 1600     | 5/8 & 3/4    | ROLLER       |
| SCC-SSR625          | 6        | 2-1/2 | 2-3/4      | 1-15/16   | 1800     | 1 & 1-1/4    | ROLLER       |
| SCC-SSR625-3 1/4    | 6        | 2-1/2 | 3-1/4      | 1-15/16   | 1800     | 1 & 1-1/4    | ROLLER       |
| SCC-SSR630          | 6        | 3     | 3-1/4      | 1-15/16   | 2500     | 1 & 1-1/4    | ROLLER       |
| SCC-SSR820          | 8        | 2     | 2-3/16     | 1-3/16    | 1400     | 5/8 & 3/4    | ROLLER       |
| SCC-SSR825-1 13/16  | 8        | 2-1/2 | 2-3/4      | 1-3/16    | 1600     | 3/4          | ROLLER       |
| SCC-SSR825          | 8        | 2-1/2 | 2-3/4      | 1-15/16   | 1900     | 1 & 1-1/4    | ROLLER       |
| SCC-SSR825-3 1/4    | 8        | 2-1/2 | 3-1/4      | 1-15/16   | 1900     | 1 & 1-1/4    | ROLLER       |
| SCC-SSR830          | 8        | 3     | 3-1/4      | 1-15/16   | 2500     | 1 & 1-1/4    | ROLLER       |
| SCC-SSR1025-1 13/16 | 10       | 2-1/2 | 2-3/4      | 1-3/16    | 1800     | 3/4          | ROLLER       |
| SCC-SSR1025         | 10       | 2-1/2 | 2-3/4      | 1-15/16   | 2000     | 1 & 1-1/4    | ROLLER       |
| SCC-SSR1025-3 1/4   | 10       | 2-1/2 | 3-1/4      | 1-15/16   | 2000     | 1 & 1-1/4    | ROLLER       |
| SCC-SSR1030         | 10       | 3     | 3-1/4      | 1-15/16   | 2500     | 1 & 1-1/4    | ROLLER       |
| SCC-SSR1225         | 12       | 2-1/2 | 2-3/4      | 1-15/16   | 1800     | 1 & 1-1/4    | ROLLER       |
| SCC-SSR1225-3 1/4   | 12       | 2-1/2 | 3-1/4      | 1-15/16   | 1800     | 1 & 1-1/4    | ROLLER       |
| SCC-SSR1230         | 12       | 3     | 3-1/4      | 1-15/16   | 2500     | 1 & 1-1/4    | ROLLER       |

# POLYOLEFIN WHEELS

## STANDARD FEATURES

- ECONOMICAL AND LIGHT WEIGHT INJECTION MOLDED WHEEL
- HIGH SHOCK/IMPACT RESISTANCE
- EXCELLENT CHEMICAL RESISTANCE
- NON MARKING/FLOOR PROTECTIVE
- ABRASION RESISTANT
- HIGHLY VERSATILE WHEEL
- ECONOMICAL/COST EFFECTIVE
- WHEEL COLOR BLACK



## BEARING OPTIONS

- P-PRECISION BEARING
- X-NO BEARING
- S-SLEEVE OR PLAIN BEARING
- D-DELTRIN BEARING
- A-ANNULAR
- R-ROLLER BEARING

| Part Number  | Diameter | Width | Hub Length | Bore Dia. | Capacity | Bearing Dia. | Bearing Type |
|--------------|----------|-------|------------|-----------|----------|--------------|--------------|
| SCC-POS314   | 3        | 1-1/4 | 1-9/16     | 3/8       | 250      | -            | PLAIN BORE   |
| SCC-POS314HD | 3        | 1-1/4 | 1-9/16     | 3/8       | 300      | -            | PLAIN BORE   |
| SCC-POS414   | 4        | 1-1/4 | 1-9/16     | 3/8       | 300      | -            | PLAIN BORE   |
| SCC-POR415   | 4        | 1-1/2 | 1-5/8      | 1-3/16    | 400      | 5/8 & 3/4    | ROLLER       |
| SCC-POR420   | 4        | 2     | 2-3/16     | 1-3/16    | 450      | 5/8 & 3/4    | ROLLER       |
| SCC-POS514   | 5        | 1-1/4 | 1-9/16     | 3/8       | 450      | -            | PLAIN BORE   |
| SCC-POR515   | 5        | 1-1/2 | 1-5/8      | 1-3/16    | 450      | 5/8 & 3/4    | ROLLER       |
| SCC-POR520   | 5        | 2     | 2-3/16     | 1-3/16    | 650      | 5/8 & 3/4    | ROLLER       |
| SCC-POR615   | 6        | 1-1/2 | 2-3/16     | 1-3/16    | 400      | 5/8 & 3/4    | ROLLER       |
| SCC-POR620   | 6        | 2     | 2-3/16     | 1-3/16    | 750      | 5/8 & 3/4    | ROLLER       |
| SCC-POR820   | 8        | 2     | 2-3/16     | 1-3/16    | 1000     | 5/8 & 3/4    | ROLLER       |

## MOLDON RUBBER ON ALUMINUM CENTER WHEELS

## STANDARD FEATURES

- BLACK OR NON MARKING GRAY RUBBER TREADS CHEMICALLY BONDED TO LIGHTWEIGHT ALUMINUM CORES
- 70-75 SHORE (A) DUROMETER
- CUSHION RUBBER TREAD
- LIGHTWEIGHT
- HIGH SHOCK ABSORPTION
- QUIET/EASY ROLLING/FLOOR PROTECTIVE
- STANDARD COLOR ON 1-1/4 WIDTH IS GRAY NON MARKING RUBBER, ALL OTHER SIZES BLACK RUBBER



## BEARING OPTIONS

- P-PRECISION BEARING
- S-SLEEVE OR PLAIN BEARING
- A-ANNULAR
- D-DELTRIN BEARING
- X-NO BEARING
- R-ROLLER BEARING
- T-TAPERED BEARING

| Part Number | Diameter | Width | Hub Length | Bore Dia. | Capacity | Bearing Dia. | Bearing Type |
|-------------|----------|-------|------------|-----------|----------|--------------|--------------|
| SCC-RAA3514 | 3-1/2    | 1-1/4 | 1-9/16*    | 3/8       | 250      | 3/8          | ANNULAR      |
| SCC-RAA414  | 4        | 1-1/4 | 1-9/16*    | 3/8       | 250      | 3/8          | ANNULAR      |
| SCC-RAA514  | 5        | 1-1/4 | 1-9/16*    | 3/8       | 275      | 3/8          | ANNULAR      |
| SCC-RAR420  | 4        | 2     | 2-3/16     | 1-3/16    | 400      | 5/8 & 3/4    | ROLLER       |
| SCC-RAR520  | 5        | 2     | 2-3/16     | 1-3/16    | 500      | 5/8 & 3/4    | ROLLER       |
| SCC-RAR620  | 6        | 2     | 2-3/16     | 1-3/16    | 550      | 5/8 & 3/4    | ROLLER       |
| SCC-RAB815  | 8        | 1-5/8 | 2**        | 1-1/8     | 500      | 5/8          | BALL BEARING |
| SCC-RAR820  | 8        | 2     | 2-3/16     | 1-3/16    | 600      | 5/8 & 3/4    | ROLLER       |
| SCC-RAR1025 | 10       | 2-1/2 | 2-3/4      | 1-15/16   | 1000     | 1 & 1-1/4    | ROLLER       |
| SCC-RAR1040 | 10       | 4     | 2-3/4      | 1-15/16   | 1400     | 1 & 1-1/4    | ROLLER       |

\*HUB LENGTH INCLUDES ANNULAR BEARINGS

\*\*HUB LENGTH INCLUDES BALL BEARINGS

# POLYURETHANE ON POLYOLEFIN CENTER WHEELS

## STANDARD FEATURES

- POLYURETHANE TREADS, 90-95 SHORE (A) DUROMETER MECHANICALLY BONDED TO A POLYOLEFIN CORE
- HIGH CAPACITY
- LIGHTWEIGHT
- HIGHLY RESISTANT TO OIL, GREASE, WATER AND MOST SOLVENTS
- NON MARKING
- TREAD PERMANENTLY INTERLOCKED TO CORE
- SMOOTH ROLLING AND QUIET
- CROWN TREAD

## BEARING OPTIONS

- P-PRECISION BEARING
- D-DELTRIN BEARING
- S-SLEEVE OR PLAIN BEARING
- X-NO BEARING
- A-ANNULAR
- R-ROLLER BEARING



PPUNW

PPU

| Part Number      | Diameter | Width | Hub Length | Bore Dia. | Capacity | Bearing Dia. | Bearing Type |
|------------------|----------|-------|------------|-----------|----------|--------------|--------------|
| SCC-PPUB3514     | 3-1/2    | 1-1/4 | 1-9/16*    | 3/8       | 250      | 3/8          | BALL BEARING |
| SCC-PPUB414      | 4        | 1-1/4 | 1-9/16*    | 3/8       | 300      | 3/8          | BALL BEARING |
| SCC-PPUB414-5/16 | 4        | 1-1/4 | 1-9/16*    | 5/16      | 300      | 5/16         | BALL BEARING |
| SCC-PPUB514      | 5        | 1-1/4 | 1-9/16*    | 3/8       | 300      | 3/8          | BALL BEARING |
| SCC-PPUB514-5/16 | 5        | 1-1/4 | 1-9/16*    | 5/16      | 300      | 5/16         | BALL BEARING |
| SCC-PPUR415      | 4        | 1-1/2 | 1-5/8      | 1-3/16    | 400      | 5/8 & 3/4    | ROLLER       |
| SCC-PPUR420      | 4        | 2     | 2-3/16     | 1-3/16    | 450      | 5/8 & 3/4    | ROLLER       |
| SCC-PPUR515      | 5        | 1-1/2 | 1-5/8      | 1-3/16    | 550      | 5/8 & 3/4    | ROLLER       |
| SCC-PPUR520      | 5        | 2     | 2-3/16     | 1-3/16    | 600      | 5/8 & 3/4    | ROLLER       |
| SCC-PPUR615      | 6        | 1-1/2 | 1-5/8      | 1-3/16    | 650      | 5/8 & 3/4    | ROLLER       |
| SCC-PPUR620      | 6        | 2     | 2-3/16     | 1-3/16    | 800      | 5/8 & 3/4    | ROLLER       |
| SCC-PPUR625      | 6        | 2-1/2 | 2-3/4      | 1-15/16   | 850      | 1 & 1-1/4    | ROLLER       |
| SCC-PPUR630      | 6        | 3     | 3-1/4      | 1-15/16   | 900      | 1 & 1-1/4    | ROLLER       |
| SCC-PPUR820      | 8        | 2     | 2-3/16     | 1-3/16    | 850      | 5/8 & 3/4    | ROLLER       |
| SCC-PPUR825      | 8        | 2-1/2 | 2-3/4      | 1-15/16   | 900      | 1 & 1-1/4    | ROLLER       |
| SCC-PPUR830      | 8        | 3     | 3-1/4      | 1-15/16   | 950      | 1 & 1-1/4    | ROLLER       |
| SCC-PPUR1025     | 10       | 2-1/2 | 2-3/4      | 1-15/16   | 1000     | 1 & 1-1/4    | ROLLER       |
| SCC-PPUR1030     | 10       | 3     | 3-1/4      | 1-15/16   | 1050     | 1 & 1-1/4    | ROLLER       |
| SCC-PPUR1225     | 12       | 2-1/2 | 2-3/4      | 1-15/16   | 1100     | 1 & 1-1/4    | ROLLER       |
| SCC-PPUR1230     | 12       | 3     | 3-1/4      | 1-15/16   | 1150     | 1 & 1-1/4    | ROLLER       |

\*HUB LENGTH INCLUDES BEARINGS AND THREAD GUARDS

## LOW PROFILE MOLDON RUBBER WHEELS

## STANDARD FEATURES

- 90 DUROMETER SHORE (A) RUBBER VULCANIZED TO CAST IRON CENTERS
- LOWER ROLLING RESISTANCE THAN STANDARD RUBBER WHEELS

## BEARING OPTIONS

- P-PRECISION BEARING
- D-DELTRIN BEARING
- S-SLEEVE OR PLAIN BEARING
- X-NO BEARING
- R-ROLLER BEARING



| Part Number       | Diameter | Width | Hub Length | Bore Dia. | Capacity | Bearing Dia. | Bearing Type           |
|-------------------|----------|-------|------------|-----------|----------|--------------|------------------------|
| SCC-LPR620        | 6        | 2     | 2-3/16     | 1-3/16    | 600      | 5/8 & 3/4    | ROLLER                 |
| SCC-LPR820        | 8        | 2     | 2-3/16     | 1-3/16    | 700      | 5/8 & 3/4    | ROLLER                 |
| SCC-LPR820-1 7/16 | 8        | 2     | 2-3/16     | 1-7/16    | 800      | 7/8 & 1      | ROLLER                 |
| SCC-LPP820        | 8        | 2     | 2-7/16     | -         | 800      | 1/2          | PRECISION BALL BEARING |

WHEELS

# PHENOLIC WHEELS

## ■ STANDARD FEATURES

- PHENOLIC RESIN COMBINED WITH MACERATED CANVAS
- HIGH IMPACT RESISTANT
- EXCELLENT FLOOR PROTECTION
- RESISTANT TO WATER, OIL, AND GREASE
- 90 SHORE (D) DUROMETER
- NON METALLIC, SPARK PROOF
- EASY ROLLING/QUIETER THAN STEEL WHEELS
- OPERATING TEMPERATURE RANGE-50°F TO 250°F (CONTINUOUS)

## ■ LAMINATED PHENOLIC AND HITEMP PHENOLIC AVAILABLE

- LM-LAMINATED=25% MORE CAPACITY
- HT-HIGH TEMPERATURE=525°F

## ■ BEARING OPTIONS

- P-PRECISION BEARING
- D-DELTRIN BEARING
- S-SLEEVE OR PLAIN BEARING
- X-NO BEARING
- A-ANNULAR
- R-ROLLER BEARING
- T-TAPERED BEARING
- B-BALL BEARING



| Part Number        | Diameter | Width | Hub Length | Bore Dia. | Capacity | Bearing Dia.  | Bearing Type |
|--------------------|----------|-------|------------|-----------|----------|---------------|--------------|
| SCC-PHS314         | 3        | 1-1/4 | 1-3/8      | 1/2       | 500      | -             | PLAIN BORE   |
| SCC-PHR315         | 3        | 1-1/2 | 1-5/8      | 1-3/16    | 600      | 5/8 & 3/4     | ROLLER       |
| SCC-PHR3415        | 3-1/4    | 1-1/2 | 1-5/8      | 1-3/16    | 600      | 5/8 & 3/4     | ROLLER       |
| SCC-PHR3420        | 3-1/4    | 2     | 2-3/16     | 1-3/16    | 700      | 5/8 & 3/4     | ROLLER       |
| SCC-PHS414         | 4        | 1-1/4 | 1-3/8      | 1/2       | 600      | -             | PLAIN BORE   |
| SCC-PHS415         | 4        | 1-1/4 | 1-5/8      | 3/4       | 600      | -             | PLAIN BORE   |
| SCC-PHR415         | 4        | 1-1/2 | 1-5/8      | 1-3/16    | 600      | 5/8 & 3/4     | ROLLER       |
| SCC-PHR420         | 4        | 2     | 2-3/16     | 1-3/16    | 800      | 5/8 & 3/4     | ROLLER       |
| SCC-PHS514         | 5        | 1-1/4 | 1-3/8      | 1/2       | 600      | -             | PLAIN BORE   |
| SCC-PHR515         | 5        | 1-1/2 | 1-5/8      | 1-3/16    | 600      | 5/8 & 3/4     | ROLLER       |
| SCC-PHS515         | 5        | 1-1/2 | 1-3/8      | 1/2       | 600      | -             | PLAIN BORE   |
| SCC-PHR520         | 5        | 2     | 2-3/16     | 1-3/16    | 1000     | 5/8 & 3/4     | ROLLER       |
| SCC-PHR615         | 6        | 1-1/2 | 1-5/8      | 1-3/16    | 800      | 5/8 & 3/4     | ROLLER       |
| SCC-PHR620         | 6        | 2     | 2-3/16     | 1-3/16    | 1200     | 5/8 & 3/4     | ROLLER       |
| SCC-PHR625-1 3/16  | 6        | 2-1/2 | 2-3/4      | 1-3/16    | 1600     | 5/8 & 3/4     | ROLLER       |
| SCC-PHR625         | 6        | 2-1/2 | 2-3/4      | 1-15/16   | 1600     | 1 & 1-1/4     | ROLLER       |
| SCC-PHR625-3 1/4   | 6        | 2-1/2 | 3-1/4      | 1-15/16   | 1600     | 1 & 1-1/4     | ROLLER       |
| SCC-PHR630         | 6        | 3     | 3-1/4      | 1-15/16   | 2000     | 1 & 1-1/4     | ROLLER       |
| SCC-PHR820         | 8        | 2     | 2-3/16     | 1-3/16    | 1400     | 5/8 & 3/4     | ROLLER       |
| SCC-PHR820-1 7/16  | 8        | 2     | 2-3/16     | 1-7/16    | 1400     | 7/8 & 1       | ROLLER       |
| SCC-PHR825-1 3/16  | 8        | 2-1/2 | 2-3/4      | 1-3/16    | 2000     | 5/8 & 3/4     | ROLLER       |
| SCC-PHR825         | 8        | 2-1/2 | 2-3/4      | 1-15/16   | 2000     | 1 & 1-1/4     | ROLLER       |
| SCC-PHR825-3 1/4   | 8        | 2-1/2 | 3-1/4      | 1-15/16   | 2000     | 1 & 1-1/4     | ROLLER       |
| SCC-PHR830         | 8        | 3     | 3-1/4      | 1-15/16   | 2500     | 1 & 1-1/4     | ROLLER       |
| SCC-PHR1025-1 3/16 | 10       | 2-1/2 | 2-3/4      | 1-3/16    | 2500     | 3/4 & 5/8     | ROLLER       |
| SCC-PHR1025        | 10       | 2-1/2 | 2-3/4      | 1-15/16   | 2500     | 1 & 1-1/4     | ROLLER       |
| SCC-PHR1025-3 1/4  | 10       | 2-1/2 | 3-1/4      | 1-15/16   | 2500     | 1 & 1-1/4     | ROLLER       |
| SCC-PHR1030        | 10       | 3     | 3-1/4      | 1-15/16   | 2900     | 1 & 1-1/4     | ROLLER       |
| SCC-PHR1225        | 12       | 2-1/2 | 2-3/4      | 1-15/16   | 3000     | 1 & 1-1/4     | ROLLER       |
| SCC-PHR1225-3 1/4  | 12       | 2-1/2 | 3-1/4      | 1-15/16   | 3000     | 1 & 1-1/4     | ROLLER       |
| SCC-PHR1230        | 12       | 3     | 3-1/4      | 1-15/16   | 3500     | 1 & 1-1/4     | ROLLER       |
| SCC-PHR1235        | 12       | 3-1/2 | 4-1/4      | 2-7/16    | 4000     | 1-1/4 & 1-1/2 | ROLLER       |
| SCC-PHR1240        | 12       | 4     | 4          | 2-7/16    | 4000     | 1-1/4 & 1-1/2 | ROLLER       |
| SCC-PHR1630        | 16       | 3     | 4-1/4      | 2-7/16    | 4000     | 1-1/4 & 1-1/2 | ROLLER       |
| SCC-PHR1640        | 16       | 4     | 5-1/4      | 2-7/16    | 8000     | 1-1/4 & 1-1/2 | ROLLER       |
| SCC-PHR1830        | 18       | 3     | 3-1/4      | 1-15/16   | 3500     | 1-1/4         | ROLLER       |



# HEAVY DUTY DUCTILE V-GROOVE WHEELS

## STANDARD FEATURES

- EXTREMELY STRONG DUCTILE IRON
- HEAVY CORE AND WHEEL FACE
- EXCEPTIONAL SHOCK LOAD CAPACITY

## NOTE:

- TAPERED ROLLER BEARING WHEELS INCLUDE BEARING THRUST SPACERS, HUB LENGTHS SHOWN INCLUDE THRUST SPACERS.

## BEARING OPTIONS

- P-PRECISION BEARING
- D-DELTRIN BEARING
- S-SLEEVE OR PLAIN BEARING
- X-NO BEARING
- R-ROLLER BEARING
- T-TAPERED BEARING



| Part Number        | Dia-meter | Width | Hub Length | Bore Dia. | Capacity | Bearing Dia. | Bearing Type | Outer Groove Width | Inner Groove Width |
|--------------------|-----------|-------|------------|-----------|----------|--------------|--------------|--------------------|--------------------|
| SCC-DVGR420        | 4         | 2     | 2-3/16     | 1-3/6     | 1500     | 5/8 & 3/4    | ROLLER       | 7/8                | 7/16               |
| SCC-DVGR625        | 6         | 2-1/2 | 2-3/4      | 1-15/16   | 3500     | 1 & 1-1/4    | ROLLER       | 7/8                | 7/16               |
| SCC-DVGT625        | 6         | 2-1/2 | 3          | -         | 3500     | 3/4          | TAPERED      | 7/8                | 7/16               |
| SCC-DVGT625-3 1/4  | 6         | 2-1/2 | 3-1/4      | 1-15/16   | 3500     | 1 & 1-1/4    | ROLLER       | 7/8                | 7/16               |
| SCC-DVR630         | 6         | 3     | 3-1/4      | 1-15/16   | 5000     | 1 & 1-1/4    | ROLLER       | 7/8                | 7/16               |
| SCC-DVGR630-1 3/8  | 6         | 3     | 3-1/4      | 1-15/16   | 5000     | 1 & 1-1/4    | ROLLER       | 1-3/8              | 11/16              |
| SCC-DVGT630-1 3/8  | 6         | 3     | 3-1/2      | -         | 6000     | 3/4          | TAPERED      | 1-3/8              | 11/16              |
| SCC-DVGR825        | 8         | 2-1/2 | 2-3/4      | 1-15/16   | 3500     | 1 & 1-1/4    | ROLLER       | 7/8                | 7/16               |
| SCC-GVGR825-3 1/4  | 8         | 2-1/2 | 3-1/4      | 1-15/16   | 3500     | 1 & 1-1/4    | ROLLER       | 7/8                | 7/16               |
| SCC-DVGT825        | 8         | 2-1/2 | 3          | -         | 3500     | 3/4          | TAPERED      | 7/8                | 7/16               |
| SCC-DVGR830        | 8         | 3     | 3-1/4      | 1-15/16   | 5000     | 1 & 1-1/4    | ROLLER       | 7/8                | 7/16               |
| SCC-DVGR830-1 3/8  | 8         | 3     | 3-1/4      | 1-15/16   | 5000     | 1 & 1-1/4    | ROLLER       | 1-3/8              | 11/16              |
| SCC-DVGT830-1 3/8  | 8         | 3     | 3-1/2      | -         | 6000     | 3/4          | TAPERED      | 1-3/8              | 11/16              |
| SCC-DVGR1030       | 10        | 3     | 3-1/4      | 1-15/16   | 7000     | 1 & 1-1/4    | ROLLER       | 7/8                | 7/16               |
| SCC-DVGR1030-1 3/8 | 10        | 3     | 3-1/4      | 1-15/16   | 7000     | 1 & 1-1/4    | ROLLER       | 1-3/8              | 11/16              |
| SCC-DVGT1030-1 3/8 | 10        | 3     | 3-1/2      | -         | 7000     | 3/4          | TAPERED      | 1-3/8              | 11/16              |

# CAST IRON V GROOVE WHEELS

## STANDARD FEATURES

- EXCEPTIONALLY STRONG CAST IRON
- HIGH LOAD CAPACITY
- FOR USE ON INVERTED STEEL ANGLE TRACK
- PRECISELY MACHINED 90° (V) GROOVE WITH RELIEF GROOVE

## BEARING OPTIONS

- P-PRECISION BEARING
- D-DELTRIN BEARING
- S-SLEEVE OR PLAIN BEARING
- X-NO BEARING
- R-ROLLER BEARING
- T-TAPERED BEARING



| Part Number       | Dia-meter | Width | Hub Length | Bore Dia. | Capacity | Bearing Dia. | Bearing Type | Outer Groove Width | Inner Groove Width |
|-------------------|-----------|-------|------------|-----------|----------|--------------|--------------|--------------------|--------------------|
| SCC-VGS314        | 3         | 1-1/4 | 1-5/8      | 1/2       | 600      | 3/8          | STEEL SLEEVE | 7/8                | 7/16               |
| SCC-VGR315        | 3         | 1-1/2 | 1-5/8      | 1-3/16    | 600      | 5/8 & 3/4    | ROLLER       | 7/8                | 7/16               |
| SCC-VGR415        | 4         | 1-1/2 | 1-5/8      | 1-3/16    | 800      | 5/8 & 3/4    | ROLLER       | 7/8                | 7/16               |
| SCC-VGR420        | 4         | 2     | 2-3/16     | 1-3/16    | 1000     | 5/8 & 3/4    | ROLLER       | 7/8                | 7/16               |
| SCC-VGR520        | 5         | 2     | 2-3/16     | 1-3/16    | 1100     | 5/8 & 3/4    | ROLLER       | 7/8                | 7/16               |
| SCC-VGR620        | 6         | 2     | 2-3/16     | 1-3/16    | 1200     | 5/8 & 3/4    | ROLLER       | 7/8                | 7/16               |
| SCC-VGR625-2 3/4  | 6         | 2-1/2 | 2-3/4      | 1-15/16   | 2000     | 1 & 1-1/4    | ROLLER       | 7/8                | 7/16               |
| SCC-VGR625-3 1/4  | 6         | 2-1/2 | 3-1/4      | 1-15/16   | 2000     | 1 & 1-1/4    | ROLLER       | 7/8                | 7/16               |
| SCC-VGR630        | 6         | 3     | 3-1/4      | 1-15/16   | 3500     | 1 & 1-1/4    | ROLLER       | 7/8                | 7/16               |
| SCC-VGR630-1 3/8  | 6         | 3     | 3-1/4      | 1-15/16   | 3500     | 1 & 1-1/4    | ROLLER       | 1-3/8              | 11/16              |
| SCC-VGR820        | 8         | 2     | 2-3/16     | 1-3/16    | 1400     | 5/8 & 3/4    | ROLLER       | 7/8                | 7/16               |
| SCC-VGR825-2 3/4  | 8         | 2-1/2 | 2-3/4      | 1-15/16   | 2500     | 1 & 1-1/4    | ROLLER       | 7/8                | 7/16               |
| SCC-VGR825-3 1/4  | 8         | 2-1/2 | 3-1/4      | 1-15/16   | 2500     | 1 & 1-1/4    | ROLLER       | 7/8                | 7/16               |
| SCC-VGR830        | 8         | 3     | 3-1/4      | 1-15/16   | 2800     | 1 & 1-1/4    | ROLLER       | 7/8                | 7/16               |
| SCC-VGR830-1 3/8  | 8         | 3     | 3-1/4      | 1-15/16   | 2800     | 1 & 1-1/4    | ROLLER       | 1-3/8              | 11/16              |
| SCC-VGR1030       | 10        | 3     | 3-1/4      | 1-15/16   | 3000     | 1 & 1-1/4    | ROLLER       | 7/8                | 7/16               |
| SCC-VGR1030-1 3/8 | 10        | 3     | 3-1/4      | 1-15/16   | 3000     | 1 & 1-1/4    | ROLLER       | 1-3/8              | 11/16              |

WHEELS

# THERMOPLASTIC RUBBER ON POLYOLEFIN CENTER WHEELS

## STANDARD FEATURES

- GRAY NON-MARKING THERMOPLASTIC RUBBER TREADS,
- 70+/-5 SHORE (A) DUROMETER
- MECHANICALLY BONDED TO POLYOLEFIN CORE
- EXCELLENT WHEEL FOR CLEAN ENVIRONMENTS
- LIGHT WEIGHT
- HIGHLY RESISTANT TO OIL, GREASE, WATER, AND MOST SOLVENTS
- TREAD PERMANENTLY INTERLOCKED TO CORE
- SMOOTH ROLLING AND QUIET

## BEARING OPTIONS

- P-PRECISION BEARING
- D-DELRIN BEARING
- R-ROLLER BEARING
- S-SLEEVE OR PLAIN BEARING
- X-NO BEARING
- B-BALL BEARING

TPRF



(FLAT TYPE)

TPRD



(DONUT TYPE)

| Part Number        | Diameter | Width | Hub Length | Bore Dia. | Capacity | Bearing Dia. | Bearing Type |
|--------------------|----------|-------|------------|-----------|----------|--------------|--------------|
| SCC-TPRDB3514-5/16 | 3-1/2    | 1-1/4 | 1-9/16*    | 5/16      | 170      | 5-16         | BALL BEARING |
| SCC-TPRDB3514      | 3-1/2    | 1-1/4 | 1-9/16*    | 3/8       | 170      | 3/8          | BALL BEARING |
| SCC-TPRDB414-5/16  | 4        | 1-1/4 | 1-9/16*    | 5/16      | 190      | 5-16         | BALL BEARING |
| SCC-TPRDB414       | 4        | 1-1/4 | 1-9/16*    | 3/8       | 190      | 3/8          | BALL BEARING |
| SCC-TPRDB514-5/16  | 5        | 1-1/4 | 1-9/16*    | 5/16      | 200      | 5-16         | BALL BEARING |
| SCC-TPRDB514       | 5        | 1-1/4 | 1-9/16*    | 3/8       | 200      | 3/8          | BALL BEARING |
| SCC-TPRDB415       | 4        | 1-1/2 | 1-5/8      | 1-3/16    | 400      | 3/4          | ROLLER       |
| SCC-TPRDR420       | 4        | 2     | 2-3/16     | 1-3/16    | 450      | 3/4          | ROLLER       |
| SCC-TPRDR515       | 5        | 1-1/2 | 1-5/8      | 1-3/16    | 450      | 3/4          | ROLLER       |
| SCC-TPRDR520       | 5        | 2     | 2-3/16     | 1-3/16    | 500      | 3/4          | ROLLER       |
| SCC-TPRDR615       | 6        | 1-1/2 | 1-5/8      | 1-3/16    | 500      | 3/4          | ROLLER       |
| SCC-TPRDR620       | 6        | 2     | 2-3/16     | 1-3/16    | 550      | 3/4          | ROLLER       |
| SCC-TPRDR625       | 6        | 2-1/2 | 2-3/4      | 1-15/16   | 600      | 1 & 1-1/4    | ROLLER       |
| SCC-TPRDR630       | 6        | 3     | 3-1/4      | 1-15/16   | 650      | 1 & 1-1/4    | ROLLER       |
| SCC-TPRDR820       | 8        | 2     | 2-3/16     | 1-3/16    | 600      | 3/4          | ROLLER       |
| SCC-TPRDR825       | 8        | 2-1/2 | 2-3/4      | 1-15/16   | 650      | 1 & 1-1/4    | ROLLER       |
| SCC-TPRDR830       | 8        | 3     | 3-1/4      | 1-15/16   | 700      | 1 & 1-1/4    | ROLLER       |
| SCC-TPRDR1025      | 10       | 2-1/2 | 2-3/4      | 1-15/16   | 800      | 1 & 1-1/4    | ROLLER       |
| SCC-TPRDR1030      | 10       | 3     | 3-1/4      | 1-15/16   | 850      | 1 & 1-1/4    | ROLLER       |
| SCC-TPRDR1225      | 12       | 2-1/2 | 2-3/4      | 1-15/16   | 900      | 1 & 1-1/4    | ROLLER       |
| SCC-TPRDR1230      | 12       | 3     | 3-1/4      | 1-15/16   | 950      | 1 & 1-1/4    | ROLLER       |

\*HUB LENGTH INCLUDES BALL BEARINGS WITH THREAD GUARDS

# POLYURETHANE ON ALUMINUM CENTER WHEELS

## STANDARD FEATURES

- POLYURETHANE TREADS 90-95 SHORE (A) DUROMETER
- CHEMICALLY BONDED TO A LIGHTWEIGHT ALUMINUM CORE
- NON MARKING/NON STAINING
- NON CONDUCTIVE TREAD
- FLOOR PROTECTIVE
- RESISTS OIL, GREASE, WATER, AND MOST SOLVENTS
- LIGHT WEIGHT
- WHEELS START EASILY AND ROLL EFFORTLESSLY
- TREAD COLOR GREEN

## BEARING OPTIONS

- P-PRECISION BEARING
- D-DELRIN BEARING
- S-SLEEVE OR PLAIN BEARING
- X-NO BEARING
- R-ROLLER BEARING
- B-BALL BEARING



| Part Number | Diameter | Width | Hub Length | Bore Dia. | Capacity | Bearing Dia. | Bearing Type |
|-------------|----------|-------|------------|-----------|----------|--------------|--------------|
| SCC-PAR415  | 4        | 1-1/2 | 1-5/8      | 1-3/16    | 700      | 5/8 & 3/4    | ROLLER       |
| SCC-PAR420  | 4        | 2     | 2-3/16     | 1-3/16    | 800      | 5/8 & 3/4    | ROLLER       |
| SCC-PAR515  | 5        | 1-1/2 | 1-5/8      | 1-3/16    | 800      | 5/8 & 3/4    | ROLLER       |
| SCC-PAR520  | 5        | 2     | 2-3/16     | 1-3/16    | 900      | 5/8 & 3/4    | ROLLER       |
| SCC-PAR615  | 5        | 1-1/2 | 1-5/8      | 1-3/16    | 900      | 5/8 & 3/4    | ROLLER       |
| SCC-PAR620  | 6        | 2     | 2-3/16     | 1-3/16    | 1000     | 5/8 & 3/4    | ROLLER       |
| SCC-PAR820  | 8        | 2     | 2-3/16     | 1-3/16    | 1000     | 5/8 & 3/4    | ROLLER       |

# PNEUMATIC WHEELS

## STANDARD FEATURES

- TUBE TYPE TIRE
- 3-PIECE DEMOUNTABLE STEEL WHEEL CENTER, BRIGHT ZINC PLATED
- 2-PIECE STEEL HUB IS ALSO AVAILABLE.
- GRAY TREAD AVAILABLE

## BEARING OPTIONS

- B-BALL BEARING
- R-ROLLER BEARING



| Part Number   | Tire Size | Diameter | Hub Length     | Tread Pattern | PLY | Capacity | Bearing Dia.    | Bearing Type |
|---------------|-----------|----------|----------------|---------------|-----|----------|-----------------|--------------|
| SCC-FPB620-4C | 6x2       | 6        | 2-1/4 CENTERED | LUG           | 4   | 250      | 1/2 & 5/8 & 3/4 | BALL         |
| SCC-FPB250-4C | 250-4     | 8        | 3 CENTERED     | LUG           | 4   | 270      | 1/2 & 5/8 & 3/4 | BALL         |
| SCC-FPB280-4O | 280-4     | 8        | 2-1/4 OFFSET   | SAWTOOTH      | 4   | 300      | 1/2 & 5/8 & 3/4 | BALL         |
| SCC-FPB280-4C | 280-4     | 8        | 3 CENTERED     | SAWTOOTH      | 4   | 300      | 1/2 & 5/8 & 3/4 | BALL         |
| SCC-FPR280-4C | 280-4     | 8        | 3 CENTERED     | SAWTOOTH      | 4   | 330      | 3/4             | ROLLER       |
| SCC-FPB350-4O | 410/350-4 | 10       | 2-1/4 OFFSET   | SAWTOOTH      | 4   | 330      | 1/2 & 5/8 & 3/4 | BALL         |
| SCC-FPB350-4C | 410/350-4 | 10       | 3-1/2 CENTERED | SAWTOOTH      | 4   | 330      | 1/2 & 5/8 & 3/4 | BALL         |
| SCC-FPR350-4C | 410/350-4 | 10       | 3-1/2 CENTERED | SAWTOOTH      | 4   | 350      | 3/4             | ROLLER       |
| SCC-FPB350-6C | 410/350-6 | 12       | 4 CENTERED     | SAWTOOTH      | 4   | 450      | 1/2 & 5/8 & 3/4 | BALL         |

# HARD RUBBER/SOFT RUBBER WHEELS

## HARD RUBBER

- HIGH IMPACT MOLDED
- 70-80 SHORE (D) DUROMETER
- EASY ROLLING
- EXCELLENT GENERAL DUTY WHEEL
- STEEL OR NYLON SLEEVE MOLDED INTO WHEEL CENTER

## SOFT RUBBER

- SOFT RUBBER TREAD 70-80 SHORE (A) DUROMETER
- MOLDED TO HARD RUBBER CORE
- SHOCK ABSORBING/FLOOR PROTECTIVE
- QUIET OPERATION
- STEEL OR NYLON SLEEVE MOLDED INTO WHEEL CENTER
- EXCELLENT LIGHT DUTY WHEEL

## BEARING OPTIONS

- D-DELRIN BEARING
- B-BALL BEARING
- S-SLEEVE BEARING



| Part Number  | Diameter | Width | Hub Length | Bore Dia. | Capacity | Bearing Dia. | Bearing Type |
|--------------|----------|-------|------------|-----------|----------|--------------|--------------|
| SCC-HRS314   | 3        | 1-1/4 | 1-9/16     | 3/8       | 275      | 3/8          | SLEEVE       |
| SCC-HRB314   | 3        | 1-1/4 | 1-9/16     | 3/8       | 275      | 3/8          | BALL BEARING |
| SCC-SRS314   | 3        | 1-1/4 | 1-9/16     | 3/8       | 175      | 3/8          | SLEEVE       |
| SCC-SRB314   | 3        | 1-1/4 | 1-9/16     | 3/8       | 275      | 3/8          | BALL BEARING |
| SCC-HRS3514  | 3-1/2    | 1-1/4 | 1-9/16     | 3/8       | 285      | 3/8          | SLEEVE       |
| SCC-SRS3514  | 3-1/2    | 1-1/4 | 1-9/16     | 3/8       | 200      | 3/8          | STEEL SLEEVE |
| SCC-HRS414   | 4        | 1-1/4 | 1-9/16     | 3/8       | 300      | 3/8          | SLEEVE       |
| SCC-HRB414   | 4        | 1-1/4 | 1-9/16     | 3/8       | 300      | 3/8          | BALL BEARING |
| SCC-SRS414   | 4        | 1-1/4 | 1-9/16     | 3/8       | 200      | 3/8          | SLEEVE       |
| SCC-SRB414   | 4        | 1-1/4 | 1-9/16     | 3/8       | 300      | 3/8          | BALL BEARING |
| SCC-HRS414-2 | 4        | 1-1/4 | 2          | 3/8       | 300      | 3/8          | SLEEVE       |
| SCC-SRS414-2 | 4        | 1-1/4 | 2          | 3/8       | 200      | 3/8          | STEEL SLEEVE |
| SCC-HRS514   | 5        | 1-1/4 | 1-9/16     | 3/8       | 350      | 3/8          | SLEEVE       |
| SCC-HRB514   | 5        | 1-1/4 | 1-9/16     | 1-1/16    | 275      | 3/8          | BALL BEARING |
| SCC-SRS514   | 5        | 1-1/4 | 1-9/16     | 3/8       | 250      | 3/8          | SLEEVE       |
| SCC-SRB514   | 5        | 1-1/4 | 1-9/16     | 1-1/16    | 275      | 3/8          | BALL BEARING |

# HEAVY DUTY DUCTILE WHEELS

## STANDARD FEATURES

- EXTREMELY HEAVY CORE & WHEEL FACE
- EXCEPTIONALLY SHOCK LOAD CAPACITY
- LARGE HUB DIAMETER ACCOMMODATES SPECIAL BALL BEARING REQUIREMENTS
- MACHINED WHEEL FACE

## NOTE:

- TAPERED ROLLER BEARING WHEELS INCLUDE BEARING THRUST SPACERS, HUB LENGTHS SHOWN INCLUDE THRUST SPACERS.

## BEARING OPTIONS

- P-PRECISION BEARING
- D-DELTRIN BEARING
- S-SLEEVE OR PLAIN BEARING
- X-NO BEARING
- R-ROLLER BEARING
- T-TAPERED BEARING



| Part Number      | Diameter | Width | Hub Length | Bore Dia. | Capacity | Bearing Dia. | Bearing Type |
|------------------|----------|-------|------------|-----------|----------|--------------|--------------|
| SCC-DSR420       | 4        | 2     | 2-3/16     | 1-3/16    | 1500     | 5/8 & 3/4    | ROLLER       |
| SCC-DSR520       | 5        | 2     | 2-3/16     | 1-3/16    | 1500     | 5/8 & 3/4    | ROLLER       |
| SCC-DSR525       | 5        | 2-1/2 | 2-3/4      | 1-15/16   | 2000     | 1 & 1-1/4    | ROLLER       |
| SCC-DSR620       | 6        | 2     | 2-3/16     | 1-3/16    | 2000     | 5/8 & 3/4    | ROLLER       |
| SCC-DSR625       | 6        | 2-1/2 | 2-3/4      | 1-15/16   | 3500     | 1 & 1-1/4    | ROLLER       |
| SCC-DST625       | 6        | 2-1/2 | 3          | -         | 3500     | 3/4 & 1      | TAPERED      |
| SCC-DSR625-3 1/4 | 6        | 2-1/2 | 3-1/4      | 1-15/16   | 3500     | 1 & 1-1/4    | ROLLER       |
| SCC-DST625-2 3/4 | 6        | 2-1/2 | 2-3/4      | -         | 1700     | 3/4 & 1      | TAPERED      |
| SCC-DSR630       | 6        | 3     | 3-1/4      | 1-15/16   | 5500     | 1 & 1-1/4    | ROLLER       |
| SCC-DST630       | 6        | 3     | 3-1/4      | -         | 2000     | 3/4 & 1      | TAPERED      |
| SCC-DSR820       | 8        | 2     | 2-3/16     | 1-3/16    | 2000     | 5/8 & 3/4    | ROLLER       |
| SCC-DSR825       | 8        | 2-1/2 | 2-3/4      | 1-15/16   | 3000     | 1 & 1-1/4    | ROLLER       |
| SCC-DSR825-3 1/4 | 8        | 2-1/2 | 3-1/4      | 1-15/16   | 3000     | 1 & 1-1/4    | ROLLER       |
| SCC-DST825       | 8        | 2-1/2 | 3-1/4      | -         | 1800     | 3/4 & 1      | TAPERED      |
| SCC-DSR830       | 8        | 3     | 3-1/4      | 1-15/16   | 5000     | 1 & 1-1/4    | ROLLER       |
| SCC-DST830       | 8        | 3     | 3-1/4      | -         | 2000     | 3/4 & 1      | TAPERED      |
| SCC-DSR1025      | 10       | 2-1/2 | 2-3/4      | 1-15/16   | 4500     | 1 & 1-1/4    | ROLLER       |
| SCC-DST1025      | 10       | 2-1/2 | 2-3/4      | -         | 2400     | 3/4 & 1      | TAPERED      |
| SCC-DSR1030      | 10       | 3     | 3-1/4      | 1-15/16   | 8000     | 1 & 1-1/4    | ROLLER       |
| SCC-DST1030      | 10       | 3     | 3-1/4      | -         | 3000     | 3/4 & 1      | TAPERED      |
| SCC-DSR1230      | 12       | 3     | 3-1/4      | 1-15/16   | 5000     | 1 & 1-1/4    | ROLLER       |
| SCC-DST1230      | 12       | 3     | 3-1/4      | -         | 3400     | 3/4 & 1      | TAPERED      |
| SCC-DSR1430      | 14       | 3     | 3-1/4      | 1-15/16   | 6000     | 1 & 1-1/4    | ROLLER       |

# EXTRA HEAVY DUTY POLYURETHANE ON CAST IRON CORE WHEELS

## STANDARD FEATURES

- EXTRA HEAVY DUTY CAST IRON CORE
- 1" THICK POLYURETHANE TREAD
- SOLID WEB WHEEL CENTER
- CHEMICALLY & MECHANICALLY BONDED TREAD
- STRAIGHT ROLLER & TAPERED ROLLER BEARING STANDARD

## NOTE:

- TAPERED ROLLER BEARING WHEELS INCLUDE BEARING THRUST SPACERS, HUB LENGTHS SHOWN INCLUDE THRUST SPACERS.

## BEARING OPTIONS

- P-PRECISION BEARING
- D-DELTRIN BEARING
- S-SLEEVE OR PLAIN BEARING
- X-NO BEARING
- R-ROLLER BEARING
- T-TAPERED BEARING



| Part Number   | Diameter | Width | Hub Length | Bore Dia. | Capacity | Bearing Dia.   | Bearing Type |
|---------------|----------|-------|------------|-----------|----------|----------------|--------------|
| SCC-EXPUT630  | 6        | 3     | 3-1/2      | -         | 3000     | 3/4 & 1        | TAPERED      |
| SCC-EXPUR630  | 6        | 3     | 3-1/4      | 1-15/16   | 2500     | 1 & 1-1/4      | ROLLER       |
| SCC-EXPUT640  | 6        | 4     | 4-1/2      | -         | 5800     | 1 & 1-1/4      | TAPERED      |
| SCC-EXPUR640  | 6        | 4     | 4-1/4      | 2-7/16    | 5800     | 1-1/4 & 1-1/2  | ROLLER       |
| SCC-EXPUT830  | 8        | 3     | 3-1/2      | -         | 3500     | 3/4 & 1        | TAPERED      |
| SCC-EXPUR830  | 8        | 3     | 3-1/4      | 1-15/16   | 2500     | 1 & 1-1/4      | ROLLER       |
| SCC-EXPUT840  | 8        | 4     | 4-1/2      | -         | 5800     | 1 & 1-1/4      | TAPERED      |
| SCC-EXPUR840  | 8        | 4     | 4-1/4      | 2-7/16    | 5800     | 1-1/4 & 1-1/12 | ROLLER       |
| SCC-EXPUT1030 | 10       | 3     | 3-1/2      | -         | 3700     | 3/4 & 1        | TAPERED      |
| SCC-EXPUR1030 | 10       | 3     | 3-1/4      | 1-15/16   | 3200     | 1 & 1-1/4      | ROLLER       |
| SCC-EXPUT1040 | 10       | 4     | 4-1/2      | -         | 5800     | 1 & 1-1/4      | TAPERED      |
| SCC-EXPUR1040 | 10       | 4     | 4-1/4      | 2-7/16    | 5800     | 1-1/4 & 1-1/12 | ROLLER       |
| SCC-EXPUT1230 | 12       | 3     | 3-1/2      | -         | 4000     | 3/4 & 1        | TAPERED      |
| SCC-EXPUR1230 | 12       | 3     | 3-1/4      | 1-15/16   | 3700     | 1 & 1-1/4      | ROLLER       |
| SCC-EXPUT1240 | 12       | 4     | 4-1/2      | -         | 5800     | 3/4 & 1        | TAPERED      |
| SCC-EXPUR1240 | 12       | 4     | 4-1/4      | 2-7/16    | 5800     | 1-1/4 & 1-1/12 | ROLLER       |

# HEAVY DUTY CAST IRON WHEELS

## STANDARD FEATURES

- EXCEPTIONALLY THICK TREAD FACE
- SPOKE TYPE WHEEL CENTER WITH EXTRA HEAVY SPOKES
- LARGER HUB DIAMETER THAN STANDARD CAST IRON
- HIGH SHOCK AND IMPACT RESISTANCE

## BEARING OPTIONS

- P-PRECISION BEARING
- D-DELTRIN BEARING
- S-SLEEVE OR PLAIN BEARING
- X-NO BEARING
- R-ROLLER BEARING
- T-TAPERED BEARING



| Part Number   | Diameter | Width | Hub Length | Bore Dia. | Capacity | Bearing Dia. | Bearing Type |
|---------------|----------|-------|------------|-----------|----------|--------------|--------------|
| SCC-SSR420-HD | 4        | 2     | 2-3/16     | 1-3/16    | 900      | 3/4 & 5/8    | ROLLER       |
| SCC-SSR520-HD | 5        | 2     | 2-3/16     | 1-3/16    | 1000     | 3/4 & 5/8    | ROLLER       |
| SCC-SSR620-HD | 6        | 2     | 2-3/16     | 1-3/16    | 1200     | 3/4 & 5/8    | ROLLER       |
| SCC-SSR820-HD | 8        | 2     | 2-3/16     | 1-3/16    | 1300     | 3/4 & 5/8    | ROLLER       |

# CROWN TREAD HEAVY DUTY DUCTILE WHEELS

(CDSR625-3 1/4")

## STANDARD FEATURES

- PRECISELY MACHINED CROWN TREAD FACE
- SMOOTHEST ROLLING OF ANY STEEL WHEELS
- HIGH SHOCK AND IMPACT RESISTANCE
- LARGE HUB DIAMETER ACCOMMODATES SPECIAL BORE AND BEARING REQUIREMENTS

## NOTE:

- TAPERED ROLLER BEARING WHEELS INCLUDE BEARING THRUST SPACERS, HUB LENGTHS SHOWN INCLUDE THRUST SPACERS.

## BEARING OPTIONS

- P-PRECISION BEARING
- D-DELTRIN BEARING
- R-ROLLER BEARING
- S-SLEEVE OR PLAIN BEARING
- X-NO BEARING
- T-TAPERED BEARING



| Part Number       | Diameter | Width | Hub Length | Bore Dia. | Capacity | Bearing Dia. | Bearing Type    |
|-------------------|----------|-------|------------|-----------|----------|--------------|-----------------|
| SCC-CDSR420       | 4        | 2     | 2-3/16     | 1-3/16    | 1500     | 5/8 & 3/4    | ROLLER          |
| SCC-CDSR520       | 5        | 2     | 2-3/16     | 1-3/16    | 1500     | 5/8 & 3/4    | ROLLER          |
| SCC-CDSR620       | 6        | 2     | 2-3/16     | 1-3/16    | 2000     | 5/8 & 3/4    | ROLLER          |
| SCC-CDSR625       | 6        | 2-1/2 | 2-3/4      | 1-15/16   | 3500     | 1 & 1-1/4    | ROLLER          |
| SCC-CDSR625-3 1/4 | 6        | 2-1/2 | 3-1/4      | 1-15/16   | 3500     | 1 & 1-1/4    | ROLLER          |
| SCC-CDST625       | 6        | 2-1/2 | 3          | -         | 3500     | 3/4 & 1      | TAPERED BEARING |
| SCC-CDSR630       | 6        | 3     | 3-1/4      | 1-15/16   | 5500     | 1 & 1-1/4    | ROLLER          |
| SCC-CDST630       | 6        | 3     | 3-1/2      | -         | 5500     | 3/4 & 1      | TAPERED BEARING |
| SCC-SDCR820       | 8        | 2     | 2-3/16     | 1-3/16    | 2000     | 5/8 & 3/4    | ROLLER          |
| SCC-CDSR825       | 8        | 2-1/2 | 2-3/4      | 1-15/16   | 4000     | 1 & 1-1/4    | ROLLER          |
| SCC-CDST825       | 8        | 2-1/2 | 3          | -         | 4000     | 3/4 & 1      | TAPERED BEARING |
| SCC-CDSR830       | 8        | 3     | 3-1/4      | 1-15/16   | 5000     | 1 & 1-1/4    | ROLLER          |
| SCC-CDST830       | 8        | 3     | 3-1/2      | -         | 5000     | 3/4 & 1      | TAPERED BEARING |
| SCC-CDSR1025      | 10       | 2-1/2 | 2-3/4      | 1-15/16   | 5000     | 1 & 1-1/4    | ROLLER          |
| SCC-CDSR1030      | 10       | 3     | 3-1/4      | 1-15/16   | 8000     | 1 & 1-1/4    | ROLLER          |
| SCC-CDST1030      | 10       | 3     | 3-1/2      | -         | 8000     | 3/4 & 1      | TAPERED BEARING |
| SCC-CDSR1230      | 12       | 3     | 3-1/4      | 1-15/16   | 8000     | 1 & 1-1/4    | ROLLER          |
| SCC-CDST1230      | 12       | 3     | 3-1/2      | -         | 8000     | 3/4 & 1      | TAPERED BEARING |

# EASY ROLLING HEAVY DUTY POLYURETHANE WHEELS

## ■ STANDARD FEATURES

- HEAVY DUTY CAST IRON CORE
- CROWN TREAD REDUCES ROLLING RESISTANCE
- NON MARKING POLYURETHANE TREAD
- THICKER POLYURETHANE THAN STANDARD FLAT THREAD WHEELS
- INCREASED ABRASION RESISTANCE
- LARGE HUB DIAMETER WILL ACCOMMODATE TAPERED OR OPTIONAL PRECISION BEARINGS

## ■ NOTE:

- TAPERED ROLLER BEARING WHEELS INCLUDE BEARING THRUST SPACERS, HUB LENGTHS SHOWN INCLUDE THRUST SPACERS.

## ■ BEARING OPTIONS

- P-PRECISION BEARING
- D-DELTRIN BEARING
- S-SLEEVE OR PLAIN BEARING
- X-NO BEARING
- R-ROLLER BEARING
- T-TAPERED BEARING



| Part Number         | Diameter | Width | Hub Length | Bore Dia. | Capacity | Bearing Dia. | Bearing Type |
|---------------------|----------|-------|------------|-----------|----------|--------------|--------------|
| SCC-EZPUR415        | 4        | 1-1/2 | 1-5/8      | 1-3/16    | 600      | 5/8 & 3/4    | ROLLER       |
| SCC-EZPUR420        | 4        | 2     | 2-3/16     | 1-3/16    | 700      | 5/8 & 3/4    | ROLLER       |
| SCC-EZPUR515        | 5        | 1-1/2 | 1-5/8      | 1-3/16    | 800      | 5/8 & 3/4    | ROLLER       |
| SCC-EZPUR520        | 5        | 2     | 2-3/16     | 1-3/16    | 1050     | 5/8 & 3/4    | ROLLER       |
| SCC-EZPUR615        | 6        | 1-1/2 | 1-5/8      | 1-3/16    | 850      | 5/8 & 3/4    | ROLLER       |
| SCC-EZPUR620        | 6        | 2     | 2-3/16     | 1-3/16    | 1300     | 5/8 & 3/4    | ROLLER       |
| SCC-EZPUT620        | 6        | 2     | 2-7/16     | -         | 5500     | 3/4          | TAPERED      |
| SCC-EZPUR625        | 6        | 2-1/2 | 2-3/4      | 1-15/16   | 1700     | 1 & 1-1/4    | ROLLER       |
| SCC-EZPUT625        | 6        | 2-1/2 | 3          | -         | 5500     | 3/4 & 1      | TAPERED      |
| SCC-EZPUR625-3 1/4  | 6        | 2-1/2 | 3-1/4      | 1-15/16   | 1700     | 1 & 1-1/4    | ROLLER       |
| SCC-EZPUT625-3 1/2  | 6        | 2-1/2 | 3-1/2      | -         | 5500     | 3/4 & 1      | TAPERED      |
| SCC-EZPUR630        | 6        | 3     | 3-1/4      | 1-15/16   | 2200     | 1 & 1-1/4    | ROLLER       |
| SCC-EZPUT630        | 6        | 3     | 3-1/2      | -         | 5500     | 3/4 & 1      | TAPERED      |
| SCC-EZPUR820        | 8        | 2     | 2-3/16     | 1-3/16    | 1500     | 5/8 & 3/4    | ROLLER       |
| SCC-EZPUT820        | 8        | 2     | 2-7/16     | -         | 5500     | 3/4          | TAPERED      |
| SCC-EZPUR825        | 8        | 2-1/2 | 2-3/4      | 1-15/16   | 2000     | 1 & 1-1/4    | ROLLER       |
| SCC-EZPUT825        | 8        | 2-1/2 | 3          | -         | 5500     | 3/4 & 1      | TAPERED      |
| SCC-EZPUR825-3 1/4  | 8        | 2-1/2 | 3-1/4      | 1-15/16   | 2000     | 1 & 1-1/4    | ROLLER       |
| SCC-EZPUT825-3 1/2  | 8        | 2-1/2 | 3-1/2      | -         | 5500     | 3/4 & 1      | TAPERED      |
| SCC-EZPUR830        | 8        | 3     | 3-1/4      | 1-15/16   | 2500     | 1 & 1-1/4    | ROLLER       |
| SCC-EZPUT830        | 8        | 3     | 3-1/2      | -         | 6000     | 3/4 & 1      | TAPERED      |
| SCC-EZPUR1025       | 10       | 2-1/2 | 2-3/4      | 1-15/16   | 2400     | 1 & 1-1/4    | ROLLER       |
| SCC-EZPUT1025       | 10       | 2-1/2 | 3          | -         | 6000     | 3/4 & 1      | TAPERED      |
| SCC-EZPUR1025-3 1/4 | 10       | 2-1/2 | 3-1/4      | 1-15/16   | 2400     | 1 & 1-1/4    | ROLLER       |
| SCC-EZPUR1030       | 10       | 3     | 3-1/4      | 1-15/16   | 3000     | 1 & 1-1/4    | ROLLER       |
| SCC-EZPUT1030       | 10       | 3     | 3-1/2      | -         | 9000     | 3/4 & 1      | TAPERED      |
| SCC-EZPUR1225       | 12       | 2-1/2 | 2-3/4      | 1-15/16   | 2700     | 1 & 1-1/4    | ROLLER       |
| SCC-EZPUR1225-3 1/4 | 12       | 2-1/2 | 3-1/4      | 1-15/16   | 2700     | 1 & 1-1/4    | ROLLER       |
| SCC-EZPUR1230       | 12       | 3     | 3-1/4      | 1-15/16   | 3500     | 1 & 1-1/4    | ROLLER       |
| SCC-EZPUT1230       | 12       | 3     | 3-1/2      | -         | 9000     | 3/4 & 1      | TAPERED      |

# GLASS FILLED NYLON WHEELS

## STANDARD FEATURES

- EXCLUSIVE, ULTRA-TOUGH GLASS FILLED NYLON COMPOUND
- HARD IMPACT RESISTANT
- IMPERVIOUS TO MOST CHEMICALS, SOLVENTS, SALTS, GASES, ALKALINES AND STEAM CLEANING
- HIGHLY RESISTANT TO WATER
- SMOOTH ROLLING AND QUIET AND NON-MARKING
- OPERATING TEMPERATURE RANGE-45 ° F TO 180 ° F

## BEARING OPTIONS

- P-PRECISION
- D-DELRIN
- S-SLEEVE OR PLAIN BEARING
- X-NO BEARING
- R-ROLLER BEARING
- BR-BRONZE BEARING



| Part Number | Diameter | Width | Hub Length | Bore Dia. | Capacity | Bearing Dia. | Bearing Type |
|-------------|----------|-------|------------|-----------|----------|--------------|--------------|
| SCC-GFNR420 | 4        | 2     | 2-3/16     | 1-3/16    | 800      | 5/8 & 3/4    | ROLLER       |
| SCC-GFNR520 | 5        | 2     | 2-3/16     | 1-3/16    | 1000     | 5/8 & 3/4    | ROLLER       |
| SCC-GFNR620 | 6        | 2     | 2-3/16     | 1-3/16    | 1200     | 5/8 & 3/4    | ROLLER       |
| SCC-GFNR820 | 8        | 2     | 2-3/16     | 1-3/16    | 1400     | 5/8 & 3/4    | ROLLER       |

# POLYURETHANE ON GLASS FILLED NYLON WHEELS

## STANDARD FEATURES

- POLYURETHANE TREAD, 90+/-5 SHORE (A) DUROMETER MECHANICALLY BONDED TO GLASS FILLED NYLON CORE
- HARD IMPACT RESISTANT
- IMPERVIOUS TO MOST CHEMICALS, SOLVENTS, SALTS, GASES, ALKALINES AND STEAM CLEANING
- HIGHLY RESISTANT TO WATER
- SMOOTH ROLLING AND QUIET AND NON-MARKING
- OPERATING TEMPERATURE RANGE-45 ° F TO 180 ° F

## BEARING OPTIONS

- P-PRECISION
- D-DELRIN
- S-SLEEVE OR PLAIN BEARING
- X-NO BEARING
- R-ROLLER BEARING
- BR-BRONZE BEARING



| Part Number   | Diameter | Width | Hub Length | Bore Dia. | Capacity | Bearing Dia. | Bearing Type |
|---------------|----------|-------|------------|-----------|----------|--------------|--------------|
| SCC-PUGFNR420 | 4        | 2     | 2-3/16     | 1-3/16    | 800      | 5/8 & 3/4    | ROLLER       |
| SCC-PUGFNR520 | 5        | 2     | 2-3/16     | 1-3/16    | 1000     | 5/8 & 3/4    | ROLLER       |
| SCC-PUGFNR620 | 6        | 2     | 2-3/16     | 1-3/16    | 1200     | 5/8 & 3/4    | ROLLER       |
| SCC-PUGFNR820 | 8        | 2     | 2-3/16     | 1-3/16    | 1400     | 5/8 & 3/4    | ROLLER       |

# HEAVY DUTY RUBBER MOLD ON CAST IRON CORE WHEELS

## ■ STANDARD FEATURES

- EXTRA HEAVY DUTY CAST IRON CORE
- SOLID WEB
- TAPERED ROLLER BEARING STANDARD
- HI-PROFILE RUBBER TREAD

## ■ NOTE:

- HUB LENGTHS SHOWN INCLUDE THRUST SPACERS.

## ■ BEARING OPTIONS

- P-PRECISION BEARING
- D-DELIN BEARING
- S-SLEEVE OR PLAIN BEARING
- X-NO BEARING
- R-ROLLER BEARING
- T-TAPERED BEARING



| Part Number | Diameter | Width | Hub Length | Bore Dia. | Capacity | Bearing Dia. | Bearing Type |
|-------------|----------|-------|------------|-----------|----------|--------------|--------------|
| SCC-RST625  | 6        | 2-1/2 | 3          | -         | 600      | 3/4 & 1      | TAPERED      |
| SCC-RST630  | 6        | 3     | 3-1/2      | -         | 680      | 3/4 & 1      | TAPERED      |
| SCC-RST825  | 8        | 2-1/2 | 3          | -         | 700      | 3/4 & 1      | TAPERED      |
| SCC-RST830  | 8        | 3     | 3-1/2      | -         | 900      | 3/4 & 1      | TAPERED      |
| SCC-RST1025 | 10       | 2-1/2 | 3          | -         | 800      | 3/4 & 1      | TAPERED      |
| SCC-RST1030 | 10       | 3     | 3-1/2      | -         | 1000     | 3/4 & 1      | TAPERED      |
| SCC-RST1225 | 12       | 2-1/2 | 3          | -         | 900      | 3/4 & 1      | TAPERED      |
| SCC-RST1230 | 12       | 3     | 3-1/2      | -         | 1200     | 3/4 & 1      | TAPERED      |

# SOLID POLYURETHANE WHEELS

## ■ STANDARD FEATURES

- MEETS FDA REQUIREMENTS FOR USE IN FOOD PROCESSING ENVIRONMNTS
- 100% WASHABLE
- ONE PIECE MOLDED DESIGN ELIMINATES BONDING FAILURES
- HIGH IMPACT AND ABRASION RESISTANCE
- NON MARKING
- 60 SHORE "D" HARDNESS
- FOR USE IN TEMPERATURE RANGES FROM -50° TO + 180° F

## ■ BEARING OPTIONS

- P-PRECISION BEARING
- D-DELIN BEARING
- R-ROLLER BEARING
- S-SLEEVE OR PLAIN BEARING
- X-NO BEARING



| Part Number | Diameter | Width | Hub Length | Bore Dia. | Capacity | Bearing Dia. | Bearing Type |
|-------------|----------|-------|------------|-----------|----------|--------------|--------------|
| SCC-SPUS314 | 3        | 1-1/4 | 1-9/16     | 1/2       | 300      | 3/8          | STEEL SLEEVE |
| SCC-SPUS414 | 4        | 1-1/4 | 1-9/16     | 1/2       | 400      | 3/8          | STEEL SLEEVE |
| SCC-SPUR420 | 4        | 2     | 2-3/16     | 1-3/16    | 700      | 5/8 & 3/4    | ROLLER       |
| SCC-SPUS514 | 5        | 1-1/4 | 1-9/16     | 1/2       | 700      | 3/8          | STEEL SLEEVE |
| SCC-SPUR520 | 5        | 2     | 2-3/16     | 1-3/16    | 1000     | 5/8 & 3/4    | ROLLER       |
| SCC-SPUR620 | 6        | 2     | 2-3/16     | 1-3/16    | 1200     | 5/8 & 3/4    | ROLLER       |
| SCC-SPUR820 | 8        | 2     | 2-3/16     | 1-3/16    | 1400     | 5/8 & 3/4    | ROLLER       |



# SOLID CUSHION SEMI PNEUMATIC WHEELS



RIB TREAD



RIB TREAD



GEAR TREAD



DIAMOND TREAD

## STANDARD FEATURES

- HI PROFILE CUSHION RUBBER TREAD
- BALL BEARING HUB
- POLYPROPYLENE OR STEEL WHEEL CENTERS
- ZERK FITTING IN WHEEL
- SOLID TIRE IS ALSO AVAILABLE
- CENTER PLASTIC HUB IS AVAILABLE

## BEARING OPTIONS

- S-SLEEVE OR PLAIN BEARING
- B-BALL BEARING
- X-NO BEARING

| Part Number      | Diameter | Width | Hub Type       | Tread Pattern | Capacity | Bearing Dia.    | Bearing Type |
|------------------|----------|-------|----------------|---------------|----------|-----------------|--------------|
| SCC-SNB615-CSR   | 6        | 1-1/2 | CENTER STEEL   | RIB           | 50       | 1/2             | BALL BEARING |
| SCC-SNB615-OSR   | 6        | 1-1/2 | OFFSET STEEL   | RIB           | 50       | 1/2             | BALL BEARING |
| SCC-SNB615-CSD   | 6        | 1-1/2 | CENTER STEEL   | DIAMOND       | 50       | 1/2             | BALL BEARING |
| SCC-SNB615-OSD   | 6        | 1-1/2 | OFFSET STEEL   | DIAMOND       | 50       | 1/2             | BALL BEARING |
| SCC-SNB715-CSR   | 7        | 1-1/2 | CENTER STEEL   | RIB           | 55       | 1/2             | BALL BEARING |
| SCC-SNB715-OSR   | 7        | 1-1/2 | OFFSET STEEL   | RIB           | 55       | 1/2             | BALL BEARING |
| SCC-SNB715-CSD   | 7        | 1-1/2 | CENTER STEEL   | DIAMOND       | 55       | 1/2             | BALL BEARING |
| SCC-SNB715-OSD   | 7        | 1-1/2 | OFFSET STEEL   | DIAMOND       | 55       | 1/2             | BALL BEARING |
| SCC-SNB8175-CSR  | 8        | 1-3/4 | CENTER STEEL   | RIB           | 60       | 1/2             | BALL BEARING |
| SCC-SNB8175-OSR  | 8        | 1-3/4 | OFFSET STEEL   | RIB           | 60       | 1/2             | BALL BEARING |
| SCC-SNB8175-CSD  | 8        | 1-3/4 | CENTER STEEL   | DIAMOND       | 60       | 1/2             | BALL BEARING |
| SCC-SNB8175-OSD  | 8        | 1-3/4 | OFFSET STEEL   | DIAMOND       | 60       | 1/2             | BALL BEARING |
| SCC-SNB8175-CSG  | 8        | 1-3/4 | CENTER STEEL   | GEAR          | 60       | 1/2             | BALL BEARING |
| SCC-SNB8175-OSG  | 8        | 1-3/4 | OFFSET STEEL   | GEAR          | 60       | 1/2             | BALL BEARING |
| SCC-SNB825-OSR   | 8        | 2-1/2 | OFFSET STEEL   | RIB           | 150      | 5/8             | BALL BEARING |
| SCC-SNB10175-CSR | 10       | 1-3/4 | CENTER STEEL   | RIB           | 80       | 1/2 & 5/8 & 3/4 | BALL BEARING |
| SCC-SNB10175-OSR | 10       | 1-3/4 | OFFSET STEEL   | RIB           | 80       | 1/2 & 5/8 & 3/4 | BALL BEARING |
| SCC-SNB1025-OSR  | 10       | 2-1/2 | OFFSET STEEL   | RIB           | 350      | 5/8 & 3/4       | BALL BEARING |
| SCC-SNB12175-CSR | 12       | 1-3/4 | CENTER STEEL   | RIB           | 80       | 1/2 & 5/8 & 3/4 | BALL BEARING |
| SCC-SNB14175-CSD | 14       | 1-3/4 | CENTER STEEL   | DIAMOND       | 110      | 1/2 & 5/8 & 3/4 | BALL BEARING |
| SCC-SNX615-OPR   | 6        | 1-1/2 | OFFSET PLASTIC | RIB           | 50       | 1/2             | NO BEARING   |
| SCC-SNX615-OPD   | 6        | 1-1/2 | OFFSET PLASTIC | DIAMOND       | 50       | 1/2             | NO BEARING   |
| SCC-SNX715-OPR   | 7        | 1-1/2 | OFFSET PLASTIC | RIB           | 55       | 1/2             | NO BEARING   |
| SCC-SNX715-OPD   | 7        | 1-1/2 | OFFSET PLASTIC | DIAMOND       | 55       | 1/2             | NO BEARING   |
| SCC-SNX8175-OPR  | 8        | 1-3/4 | OFFSET PLASTIC | RIB           | 60       | 1/2             | NO BEARING   |
| SCC-SNX8175-OPD  | 8        | 1-3/4 | OFFSET PLASTIC | DIAMOND       | 60       | 1/2             | NO BEARING   |
| SCC-SNX8175-OPG  | 8        | 1-3/4 | OFFSET PLASTIC | GEAR          | 60       | 1/2             | NO BEARING   |
| SCC-SNX825-OPR   | 8        | 2-1/2 | OFFSET PLASTIC | RIB           | 70       | 5/8 & 3/4       | NO BEARING   |
| SCC-SNX10175-OPR | 10       | 1-3/4 | OFFSET PLASTIC | RIB           | 75       | 1/2             | NO BEARING   |
| SCC-SNX10175-OPD | 10       | 1-3/4 | OFFSET PLASTIC | DIAMOND       | 75       | 1/2             | NO BEARING   |
| SCC-SNX1025-OPR  | 10       | 2-1/2 | OFFSET PLASTIC | RIB           | 250      | 5/8 & 3/4       | NO BEARING   |
| SCC-SNX12175-OPR | 12       | 1-3/4 | OFFSET PLASTIC | RIB           | 80       | 3/4             | NO BEARING   |
| SCC-SNX615-CPR   | 6        | 1-1/2 | CENTER PLASTIC | RIB           | 50       | 1/2             | NO BEARING   |
| SCC-SNX615-CPD   | 6        | 1-1/2 | CENTER PLASTIC | DIAMOND       | 50       | 1/2             | NO BEARING   |
| SCC-SNX715-CPR   | 7        | 1-1/2 | CENTER PLASTIC | RIB           | 55       | 1/2             | NO BEARING   |
| SCC-SNX715-CPD   | 7        | 1-1/2 | CENTER PLASTIC | DIAMOND       | 55       | 1/2             | NO BEARING   |
| SCC-SNX8175-CPR  | 8        | 1-3/4 | CENTER PLASTIC | RIB           | 60       | 1/2             | NO BEARING   |
| SCC-SNX8175-CPD  | 8        | 1-3/4 | CENTER PLASTIC | DIAMOND       | 60       | 1/2             | NO BEARING   |
| SCC-SNX8175-CPG  | 8        | 1-3/4 | CENTER PLASTIC | GEAR          | 60       | 1/2             | NO BEARING   |

WHEELS

# GARDEN CART WHEELS

## STANDARD FEATURES

- BEARING INCLUDED
- WHITE RUBBER TIRE AVAILABLE



| Part Number    | Diameter | Width | Hub Length | Bore Dia.       | Spokes | Tread Pattern | Tire Type      | Bearing Type |
|----------------|----------|-------|------------|-----------------|--------|---------------|----------------|--------------|
| SCC-WSNB1034   | 10       | 1-3/4 | 2-7/16     | 3/8 & 1/2       | 16     | SMOOTH        | SEMI-PNEUMATIC | BALL         |
| SCC-WSB1030    | 10       | 3     | 2-7/16     | 3/8 & 1/2       | 16     | SMOOTH        | SOLID TIRE     | BALL         |
| SCC-WSNB1134   | 11       | 1-3/4 | 2-7/16     | 3/8 & 1/2       | 16     | SMOOTH        | SEMI-PNEUMATIC | BALL         |
| SCC-WSNB1234   | 12       | 1-3/4 | 2-7/16     | 3/8 & 1/2       | 16     | RIB           | SEMI-PNEUMATIC | BALL         |
| SCC-WSNB1634S  | 16       | 1-3/4 | 3          | 3/8 & 1/2       | 16     | GEAR          | SEMI-PNEUMATIC | BALL         |
| SCC-WSNB1634L  | 16       | 1-3/4 | 2-3/4      | 1/2 & 5/8 & 3/4 | 20     | RIB           | SEMI-PNEUMATIC | BALL         |
| SCC-WSNB2034   | 20       | 1-3/4 | 3-3/8      | 1/2 & 5/8 & 3/4 | 20     | DIAMOND       | SEMI-PNEUMATIC | BALL         |
| SCC-WSPB1234   | 12       | 1-3/4 | 1-7/8      | 3/8 & 1/2       | 12     | LUG           | PNEUMATIC      | BALL         |
| SCC-WSPB20218S | 20       | 2-1/8 | 3-3/8      | 1/2 & 5/8 & 3/4 | 32     | LUG           | PNEUMATIC      | BALL         |
| SCC-WSPB20218L | 20       | 2-1/8 | 4-7/16     | 1/2 & 5/8 & 3/4 | 32     | LUG           | PNEUMATIC      | BALL         |
| SCC-WSPB26218  | 26       | 2-1/8 | 4-7/16     | 1/2 & 5/8 & 3/4 | 32     | "S"           | PNEUMATIC      | BALL         |

## HI-ELASTIC RUBBER ON METAL CORE WHEELS

### STANDARD FEATURES

- BLACK HI-ELASTIC NATURE RUBBER TREAD CHEMICALLY BONDED TO METAL CORE
- 55-65 SHORE (A) DUROMETER
- EASY ROLLING AND FLOOR PROTECTIVE
- QUIET AND CUSHION RUBBER TREAD
- LIGHTWEIGHT AND HIGH SHOCK ABSORPTION
- GRAY NON MARKING TREAD AVAILABLE
- "ANTI-STATIC" RUBBER TREAD AND "ELECTRICAL CONDUCTIVE" RUBBER TREAD AVAILABLE

### BEARING OPTIONS

- S-SLEEVE OR PLAIN BEARING
- B-BALL BEARING
- X-NO BEARING




| Part Number | Diameter | Width  | Hub Length | Bore Dia. | Capacity | Bearing Dia. | Bearing Type |
|-------------|----------|--------|------------|-----------|----------|--------------|--------------|
| SCC-HERB414 | 4        | 1-1/4  | 1-5/8      | 1/2       | 220      | 1-1/4        | BALL BEARING |
| SCC-HERB515 | 5-1/8    | 1-9/16 | 2-1/8      | 1/2       | 400      | 1-1/4        | BALL BEARING |
| SCC-HERB615 | 6        | 1-9/16 | 2-1/8      | 1/2       | 440      | 1-1/4        | BALL BEARING |

# ROLLER BEARING

## ■ ROLLER BEARINGS WITH HARDENED SPLIT OUTER RACEWAY

| Part Number       | ID    | OD      | Length |
|-------------------|-------|---------|--------|
| SCC-RB1001        | 1/2   | 15/16   | 1      |
| SCC-RB1002        | 5/8   | 1-3/16  | 1-3/8  |
| SCC-RB1003        | 5/8   | 1-3/16  | 1-7/8  |
| SCC-RB1004        | 3/4   | 1-3/16  | 1-3/8  |
| SCC-RB1005        | 3/4   | 1-3/16  | 1-7/8  |
| SCC-RB1006        | 3/4   | 1-3/16  | 2-1/2  |
| SCC-RB1007        | 3/4   | 1-7/16  | 2      |
| SCC-RB1008        | 7/8   | 1-7/16  | 2      |
| SCC-RB1009        | 1     | 1-7/16  | 2      |
| SCC-RB1009-1 9/16 | 1     | 1-9/16  | 2-1/2  |
| SCC-RB10010       | 1     | 1-15/16 | 2-1/2  |
| SCC-RB10011       | 1     | 1-15/16 | 3      |
| SCC-RB10012       | 1-1/4 | 1-15/16 | 2-1/2  |
| SCC-RB10013       | 1-1/4 | 1-15/16 | 3      |
| SCC-RB10014       | 1-1/4 | 2-7/16  | 4      |
| SCC-RB10015       | 1-1/4 | 2-7/16  | 5      |
| SCC-RB10016       | 1-1/2 | 2-7/16  | 4      |
| SCC-RB10017       | 1-1/2 | 2-7/16  | 5      |



# ZERK AXLE AND LOCKNUT

## ■ ZINC PLATED

| Part Number | OD  | Length |
|-------------|-----|--------|
| SCC-ZAN38   | 3/8 | 2-3/8  |
| SCC-ZAN23   | 1/2 | 3      |
| SCC-ZAN235  | 1/2 | 3-1/2  |
| SCC-ZAN24   | 1/2 | 4      |
| SCC-ZAN245  | 1/2 | 4-1/2  |
| SCC-ZAN414  | 3/4 | 4-1/2  |
| SCC-ZAN434  | 3/4 | 4-3/4  |



# SPANNER BUSHINGS

## STEEL ■ HARDENED AND GROUND WITH GREASE GROOVE AND OIL HOLE

| Part Number | ID    | OD    | Length |
|-------------|-------|-------|--------|
| SCC-S301L   | 3/8   | 1/2   | 1.703  |
| SCC-S301XL  | 3/8   | 3/4   | 1.8906 |
| SCC-S301SL  | 3/8   | 1/2   | 1.5156 |
| SCC-S302L   | 1/2   | 3/4   | 1.8906 |
| SCC-S302SL  | 1/2   | 5/8   | 1.8906 |
| SCC-S303L   | 1/2   | 3/4   | 2.4531 |
| SCC-S303XL  | 1/2   | 3/4   | 3.0156 |
| SCC-S303SL  | 1/2   | 5/8   | 2.4531 |
| SCC-S305L   | 3/4   | 1     | 3.0156 |
| SCC-S305XL  | 1     | 1-1/4 | 3.0156 |
| SCC-S306L   | 3/4   | 1     | 3.5156 |
| SCC-S306XL  | 1     | 1-1/4 | 3.5156 |
| SCC-S306XXL | 1     | 1-1/4 | 4.5781 |
| SCC-S30258L | 5/8   | 3/4   | 1.8906 |
| SCC-S30358L | 5/8   | 3/4   | 2.4531 |
| SCC-S401L   | 1/2   | 3/4   | 2.327  |
| SCC-S402L   | 1/2   | 3/4   | 4.0156 |
| SCC-S403L   | 1     | 1-1/4 | 5.578  |
| SCC-S501L   | 1-1/4 | 1-1/2 | 3.578  |
| SCC-S502L   | 1-1/4 | 1-1/2 | 4.578  |
| SCC-S503L   | 1-1/4 | 1-1/2 | 5.578  |
| SCC-S307L   | 3/4   | 1     | 3.578  |



## STAINLESS

| Part Number | ID  | OD  | Length |
|-------------|-----|-----|--------|
| SCC-SS301SL | 3/8 | 1/2 | 1.5156 |
| SCC-SS301XL | 3/8 | 3/4 | 1.8906 |
| SCC-SS302L  | 1/2 | 3/4 | 1.8906 |
| SCC-SS303L  | 1/2 | 3/4 | 2.4531 |
| SCC-SS303XL | 1/2 | 3/4 | 3.0156 |

# PRESSFIT RETAINING WASHERS

| Part Number | Type                      | ID    | OD      |
|-------------|---------------------------|-------|---------|
| SCC-RW11    | PLASTIC COMBINATION       | 3/4   | 1-3/16  |
| SCC-RW11-S  | STEEL                     | 3/4   | 1-3/16  |
| SCC-RW11-M  | SINTERED IRON COMBINATION | 3/4   | 1-3/16  |
| SCC-RW12    | STEEL                     | 1     | 1-7/16  |
| SCC-RW12-S  | STEEL                     | 1     | 1-9/16  |
| SCC-RW13    | STEEL                     | 1     | 1-15/16 |
| SCC-RW13-M  | SINTERED IRON COMBINATION | 1     | 1-15/16 |
| SCC-RW14    | STEEL                     | 1-1/4 | 1-15/16 |
| SCC-RW15    | STEEL                     | 1-1/4 | 2-7/16  |
| SCC-RW16    | STEEL                     | 1-1/2 | 2-7/16  |



## NEOPRENE SEAL WASHER

■ 12 GA PRESSFIT STEEL WASHER WITH NEOPRENE GREASE SEAL MOLDED TO INSIDE DIAMETER

| Part Number | ID    | OD      |
|-------------|-------|---------|
| SCC-NS401   | 3/4   | 1-3/16  |
| SCC-NS402   | 1     | 1-7/16  |
| SCC-NS403   | 1     | 1-15/16 |
| SCC-NS404   | 1-1/4 | 1-15/16 |
| SCC-NS405   | 1-1/4 | 2-7/16  |
| SCC-NS406   | 1-1/2 | 2-7/16  |

## THRUST WASHERS

| Part Number | ID    | OD    |
|-------------|-------|-------|
| SCC-TW501   | 3/4   | 1-5/8 |
| SCC-TW502   | 1     | 2-3/8 |
| SCC-TW503   | 1-1/4 | 2-3/4 |

## WHEEL BRAKE KITS

| Part Number                     | Caster Series Number                             |
|---------------------------------|--|
| SCC-SLB10                       | #10  |
| SCC-SLB20                       | #20  |
| SCC-SLB30                       | #30,35 & 50 -USED WITH 1-1/2 & 2 INCH WIDE WHEEL |
| SCC-SLB35                       | #30,35 & 50 -USED WITH 1-1/2 & 2 INCH WIDE WHEEL |
| SCC-SLB50                       | #35 & 50 -USED WITH 2-1/2 INCH WIDE WHEEL        |
| SCC-TTL30                       | #30  |
| SCC-FCB-** (FACE CONTACT BRAKE) | #35,50,55,55,60,90                               |

# 4 POSITION SWIVEL LOCKS

■ USED ON CASTER SERIES #30,35,50,55,60,90,100

| Part Number |
|-------------|
| SCC-BSL30   |
| SCC-BSL35   |
| SCC-BSL50   |
| SCC-BSL55   |
| SCC-BSL60   |
| SCC-BSL90   |
| SCC-BSL100  |



## FLANGED BALL BEARINGS

| Part Number | ID   | OD     |
|-------------|------|--------|
| SCC-BB1000  | 5/16 | 1-1/16 |
| SCC-BB1001  | 3/8  | 1-1/16 |
| SCC-BB1002  | 1/2  | 1-3/8  |
| SCC-BB1003  | 5/8  | 1-3/8  |
| SCC-BB1004  | 3/4  | 1-3/8  |




## DELRIN SPANNERS

| Part Number | ID  | OD  | Length |
|-------------|-----|-----|--------|
| SCC-DS1000  | 1/2 | 3/4 | 1-7/8  |
| SCC-DS1001  | 1/2 | 3/4 | 2-7/16 |



## DELRIN BEARINGS


| Part Number | ID  | OD     |
|-------------|-----|--------|
| SCC-DL1000  | 3/8 | 1-1/8  |
| SCC-DL1001  | 1/2 | 1-1/8  |
| SCC-DL1002  | 1/2 | 1-3/16 |
| SCC-DL1003  | 3/4 | 1-3/16 |



## CASTER PAD

- USED ON CASTER SERIES #30 AND ECONOMIZER CASTER
- FOR USE WITH 4"x 4-1/2" TOP PLATE
- BOLT HOLE SPACING -2-13/32"
- ATTACHING BOLT -1/2"
- INCLUDES 3/8" x 5" "CURVED" BOLT, LOCK WASHER AND NUT FOR EASY INSTALLATION AND SERVICE OF CASTER

| Part Number | Caster Series Number |
|-------------|----------------------|
| SCC-CP20    | #20                  |
| SCC-CP30    | #30                  |
| SCC-CP60    | #60                  |



PARTS

# FLOOR TRUCK LOCKS

## STANDARD FEATURES

- HOLDS FLOOR TRUCK IN PLACE
- NON SLIP RUBBER BASE
- FOOT OPERATED
- STANDARD TOP PLATE 4 x 4-1/2
- BOLT HOLE PATTERN SLOTTED 2-5/8 x 3 TO 3 x 3-5/8



KB TYPE



DP TYPE

| Part Number | Size | Extend Height | Retracted Height | Weight (LBS.) |
|-------------|------|---------------|------------------|---------------|
| SCC-FL400KB | 4    | 5-3/4         | 5-1/16           | 3.25          |
| SCC-FL500KB | 5    | 6-5/8         | 5-5/8            | 3.50          |
| SCC-FL600KB | 6    | 7-5/8         | 6-5/8            | 4.50          |
| SCC-FL800KB | 8    | 9-5/8         | 8-5/8            | 4.75          |
| SCC-FL400DP | 4    | 5-7/8         | 4-5/8            | 3.25          |
| SCC-FL500DP | 5    | 6-3/4         | 5-1/2            | 3.50          |
| SCC-FL600DP | 6    | 7-3/4         | 6-1/2            | 4.50          |
| SCC-FL800DP | 8    | 9-3/4         | 8-1/2            | 4.75          |

# NOSE ROLLERS

## NOSE/GUIDE ROLLERS WITH AXLES

- THIS CAST SEMI-STEEL ROLLER IS FULLY MACHINED, CONCENTRIC WITH THE AXLE. THE CARBON STEEL AXLE IS DRILLED, CROSS-DRILLED AND INCLUDES A RECESSED ZERK FITTING. PROVIDES 20 TON (40,000LBS.) CAPACITY.

## TYPICAL USES:

- ROLL-OFF CONTAINERS.



| Nose Roller Specification |                          |                          |                        |                      | Nose Roller Part Number |              |           |               |            |
|---------------------------|--------------------------|--------------------------|------------------------|----------------------|-------------------------|--------------|-----------|---------------|------------|
| Part Number               | Roller Diameter (Inches) | Roller Diameter (Inches) | Axle Diameter (Inches) | Axle Length (Inches) | Capacity (LBS.)         | Roller+ Axle | WT (LBS.) | Axle          | WT. (LBS.) |
| SCC-NR44                  | 4                        | 4                        | 1.5                    | 6.50                 | 40,000                  | NR4 x 4      | 16.5      | N1.5 x 6.5S   | 3.25       |
| SCC-NR46                  | 4                        | 6                        | 1.5                    | 8.25                 | 40,000                  | NR4 x 6      | 21.25     | N1.5 x 8.25S  | 4.125      |
| SCC-NR80                  | 8                        | 10                       | 1.44                   | 12-1/2               | 40,000                  | BR8 x 10     | 36        | B1.44 x 12.5S | 5.7        |

# ALUMINUM ALLOY HAND TRUCKS



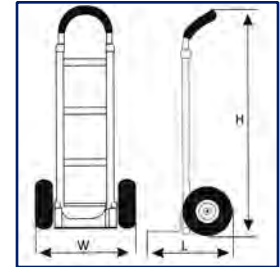
SCC-AH82



SCC-AH82C



SCC-AH84



SCC-AH85



SCC-AH86



| Part Number | Cart Size             | Cart Weight (LBS.) | Packing Size           | Capacity (LBS.) |
|-------------|-----------------------|--------------------|------------------------|-----------------|
| SCC-AH82    | L47 x W51 x H125cm    | 22                 | L106.5 x W36 x H13.5cm | 330             |
| SCC-AH82C   | L47 x W51 x H125cm    | 27                 | L106.5 x W36 x H13.5cm | 330             |
| SCC-AH84    | L47 x W51 x H132cm    | 24                 | L106.5 x W36 x H13cm   | 330             |
| SCC-AH85    | L118 x W52 x H103cm   | 44                 | L134 x W47 x H13.5cm   | 440             |
| SCC-AH86    | L143.5 x W52 x H114cm | 48                 | L159 x W47 x H13.5cm   | 440             |

# MEMO

MEMO

A large rectangular area with a dashed border, intended for writing a memo. The area is currently blank.



# MEMO

A large rectangular area with a dashed border, intended for writing a memo. The area is currently blank.

MEMO

# MEMO

MEMO

A large rectangular area with horizontal dashed lines, intended for writing a memo.

# CATALOG 2011

## **SERVICE CASTER CORPORATION**

9 South First Ave., Riverfront Business Park

West Reading, PA 19611 U.S.A.

Toll Free Phone: 1-800-215-8220

Toll Free Fax: 1-800-591-8227

Phone: 1-610-478-8220

Fax: 1-610-478-8227

[www.servicecaster.com](http://www.servicecaster.com)

[info@servicecaster.com](mailto:info@servicecaster.com)